



**EQUESTRIAN
CANADA
ÉQUESTRE**

**SECTION E
DRESSAGE AND PARA DRESSAGE**

Rules of Equestrian Canada
2026

CHANGES VISIBLE EDITION

This document illustrates all changes following the final 2025 edition.

Amended May 5, 2026

Changes are noted with additions underlined in red ink; deletions presented by ~~strikethrough~~ text, also in red; relocations presented by green text – Underlined for new location, and ~~double-strikethrough~~ text for the old location

EQUESTRIAN CANADA RULEBOOK

The rules published herein are effective on January 1, ~~2025~~2026, and remain in effect for one year except as superseded by rule changes or clarifications published in subsequent editions of this section. Section E as printed herein is the official version of The Equestrian Canada Rules for Dressage and Para Dressage for ~~2025~~2026.

The Rule Book comprises the following sections:

- A General Regulations
- B Breeds
- C Driving and Para-Driving
- D Eventing
- E Dressage and Para Dressage
- F General Performance, Western, Equitation
- G Hunter, Jumper, Equitation and Hack
- J Endurance
- K Reining and Para-Reining
- L Vaulting

Section E: DRESSAGE AND PARA DRESSAGE

is part of the Rulebook of Equestrian Canada
and is published by:

EQUESTRIAN CANADA

c/o House of Sport

2451 Riverside Drive

Ottawa, Ontario K1H 7X7

Tel: (613) 287-1515; Fax: (613) 248-3484

1-866-282-8395

Email: rules@equestrian.ca

Web site: www.equestrian.ca

EQUESTRIAN CANADA RULE BOOK

SECTION E – DRESSAGE AND PARA DRESSAGE

These Rules are to be used in conjunction with the General Regulations of Equestrian Canada.

TABLE OF CONTENTS

<u>The Equestrian Canada Rulebook.....</u>	<u>iv</u>
<u>Introduction.....</u>	<u>1</u>
<u>Chapter 1 Objects & Principles.....</u>	<u>2</u>
<u>Chapter 2 National Movements & Requirements.....</u>	<u>21</u>
<u>Chapter 3 COMPETITIONS.....</u>	<u>23</u>
<u>Chapter 4 Dress, Saddlery And Equipment.....</u>	<u>47</u>
<u>Chapter 5 Sidesaddle.....</u>	<u>71</u>
<u>Chapter 6 Para Dressage.....</u>	<u>74</u>
<u>Chapter 7 CHAMPIONSHIPS.....</u>	<u>100</u>
<u>Chapter 8 Rising Stars Equitation Program GUIDELINES.....</u>	<u>128</u>
<u>Chapter 9 Execution Of Tests, Penalties, Judging, Scores And Placings.....</u>	<u>132</u>
<u>Chapter 10 Freestyle Tests.....</u>	<u>143</u>
<u>Chapter 11 Dressage Sport Horse/Pony Breeding Classes.....</u>	<u>153</u>
<u>Chapter 12 Materiale Classes.....</u>	<u>159</u>
<u>Chapter 13 FEI Young Horse Classes AT EC Competitions.....</u>	<u>161</u>
<u>Chapter 14 Masters Test Of Choice.....</u>	<u>166</u>
<u>Chapter 15 OFFICIALS.....</u>	<u>167</u>
<u>Chapter 16 Advertising And Sponsor Logos.....</u>	<u>178</u>
<u>CHAPTER 17 National Rankings.....</u>	<u>179</u>
<u>GLOSSARY.....</u>	<u>185</u>
<u>METRIC CONVERSION.....</u>	<u>202</u>
<u>INDEX.....</u>	<u>203</u>
<u>The Equestrian Canada Rulebook.....</u>	<u>iii</u>
<u>Introduction.....</u>	<u>1</u>
<u>Chapter 1 Objects & Principles.....</u>	<u>2</u>
<u>Chapter 2 National Movements & Requirements.....</u>	<u>21</u>
<u>Chapter 3 General.....</u>	<u>23</u>
<u>Chapter 4 Dress, Saddlery and Equipment.....</u>	<u>30</u>
<u>Chapter 5 Sidesaddle.....</u>	<u>50</u>
<u>Chapter 6 Para Dressage.....</u>	<u>53</u>
<u>Chapter 7 Competitions.....</u>	<u>69</u>
<u>Chapter 8 Rising Stars Equitation Program.....</u>	<u>94</u>
<u>Chapter 9 Execution of Tests, Penalties, Judging, Scores and Placings.....</u>	<u>98</u>
<u>Chapter 10 Freestyle Tests.....</u>	<u>106</u>
<u>Chapter 11 Dressage Sport Horse/Pony Breeding Classes.....</u>	<u>109</u>
<u>Chapter 12 Materiale Classes.....</u>	<u>115</u>
<u>Chapter 13 FEI Young Horse Classes At EC Competitions.....</u>	<u>116</u>
<u>Chapter 14 Masters Test of Choice.....</u>	<u>121</u>

Chapter 15—Dressage Judges Philosophy and Ethics	122
Chapter 16—Dressage Stewards Philosophy And Ethics	125
Chapter 17—Advertising and Sponsor Logos	131
Chapter 18—Equine Medication Control.....	132
Chapter 19—Violations, Protests, and Appeals	132
CHAPTER 20—EC Awards and National Rankings.....	132
Annex 1—FEI.....	136
Glossary	138
Metric conversion	154
Index	155

EQUESTRIAN CANADA

Equestrian Canada (EC) represents, promotes and serves Canada's equine community and industry. Its core areas of activity involve sport, equine health and welfare, education and safety, governance and marketing, lobbying and communication. Equestrian Canada is recognized by Sport Canada., Agriculture and Agri-Food Canada, the International Equestrian Federation (FEI), the Canadian Olympic Committee (COC) and the Coaching Association of Canada (CAC) as the national organization representing equestrian sport and equine interests in Canada.

PATRON

Her Excellency the Right Honourable Mary Jeannie May Simon CC., CMM., COM., OQ., CD., FRCGS., Governor General of Canada

THE EQUESTRIAN CANADA RULEBOOK

Knowledge of the rules of any sport is required of each participant, and the competitor at an EC-sanctioned competition must accept this responsibility. Both a complete knowledge of and compliance with the rules are essential, and all participants must be fully cognizant of all rules as well as particular class specifications in the discipline/breed sport in which they compete.

It is not possible to provide for every conceivable eventuality in these rules. If there is no rule to deal specifically with a particular circumstance, or if the nearest interpretation of the pertinent rule would result in an obvious injustice, it is the duty of those responsible to make a decision based on common sense and fair play, thus reflecting as closely as possible the intention of the rules and regulations of Equestrian Canada.

Organization of the Rulebook

The EC Rulebook is divided into multiple sections, grouped by disciplines and breed sports. Section A covers general regulations that apply to all EC members, competitors, officials, owners, equines, organizers and persons responsible unless superseded in other sections of the Rulebook.

Evergreen Rules Process

The Equestrian Canada rulebooks are updated annually, effective January 1st. The official rulebook will be as published on the EC website and may be amended as follows.

Amendment of the Rules

It is the right of every sport licence holder of Equestrian Canada to propose amendments to the rules, subject to the current policies, procedures and schedules. The deadline for Rule Change Suggestions (RCS) shall be May 31 each year in accordance with the procedures outlined on the EC Rule Change page. Suggestions will be reviewed by the appropriate discipline/breed sport EC committees who will consider all suggestions and put forward those they recommend as Rule Change Proposals (RCPs). RCPs will be posted on the EC

website to allow for a 30-day review period. The EC committees will consider all comments and make any necessary revisions. Rule changes will be posted on the EC website in December to be effective January 1 the following year.

The amendment process will be strictly followed. Extraordinary rule amendments will be permitted only for FEI rule changes, safety, monetary, clarification, ethical and equine welfare reasons at the discretion of the National Rules Committee using the following protocol. Extraordinary rule amendments will be effective when published by EC on its official website. FEI Rules, applicable to EC-sanctioned competitions, are effective upon publication by the FEI.

Extraordinary Amendment Process

1. **Proposal** – An Extraordinary Rule Amendment (ERA) is composed by the EC discipline/breed committee, EC staff or National Rules Committee (NRC) with supporting rationale.
2. **Authorization** – The applicable discipline or breed committee must authorize each ERA, note it in their minutes and forward it to the NRC.
3. **Approval** – The NRC is responsible for confirming the ERA criteria (FEI rule change, safety, monetary, clarification, ethical or equine welfare) have been satisfied
4. **Posting** – EC will translate and post the amendment and show changes to both change visible and clean copy online Rulebooks. The amendments display the date of the NRC approval for consistency.
5. **Effective** – An ERA is effective when published on the EC website. The file reference shall retain the original approval date.

Interpretation of the Rules

Please read all cross-references carefully and refer to the EC website for rule changes and/or clarifications. Should the English and French versions differ, the English version shall prevail. In the case of conflict between General Regulations and the regulations of the disciplines/breed sports, the discipline/breed sport rules will prevail.

SECTION E – DRESSAGE AND PARA DRESSAGE

INTRODUCTION

For any circumstances not specifically covered in these rules, reference should be made to the publications listed below. EC General Regulations can be purchased through the EC e-store or downloaded for free from the EC website at www.equestrian.ca. FEI rules can be obtained from the FEI website at www.fei.org.

- EC General Regulations
- FEI General Regulations (FEI Sanctioned Events)
- FEI Rules for Dressage Events (FEI Sanctioned Dressage Events)
- FEI Rules for Para Dressage Events (FEI Sanctioned Para Dressage Events)
- FEI Rules for Children, Ponies, Juniors, Young Riders, U25 and Young Horse (FEI Sanctioned Dressage Events)
- FEI Veterinary Regulations (FEI Sanctioned Events)

Since every eventuality cannot be provided for in the EC rules, for any unforeseen or exceptional circumstances, it is the duty of the officials and the competition management to make a decision in a sporting spirit and approaching as nearly as possible the intention of these rules.

Note: An Equestrian Canada rule amendment that alters the Dressage or Para Dressage rules will be effective when published and can be found on the EC website www.equestrian.ca. The FEI rules for Dressage can be found on the FEI website www.fei.org.

CHAPTER 1 OBJECTS & PRINCIPLES

ARTICLE E 1.1 OBJECTS & PRINCIPLES—~~EC~~

1. EC adheres strictly to the FEI ~~Dressage-dressage and para dressage~~ terminology. ~~Athletes/Riders~~ therefore can study the description of the paces, movements and figures and be sure that they are on the correct path to international competition, which is governed by the FEI.
2. ~~Any FEI rule amendments that alter the following FEI Rules will be effective when published by the FEI.~~

ARTICLE E 1.2 OBJECT AND GENERAL PRINCIPLES OF DRESSAGE

1. The object of ~~Dressage-dressage~~ is the development of the horse into a happy athlete in a positive mental and physical state, through harmonious education, allowing the horse to be calm, supple, loose and flexible, but also confident, attentive and keen, thus achieving perfect understanding with the rider.
~~As a result, it makes the horse calm, supple, loose and flexible, but also confident, attentive and keen, thus achieving perfect understanding with the athlete.~~

These qualities are demonstrated by:

- the freedom and regularity of the paces;
 - the harmony, lightness and ease of the movements;
 - the lightness of the forehand and the engagement of the hindquarters, originating from a lively impulsion;
 - the acceptance of the bit/bridle, with submissiveness/throughness (Durchlässigkeit)—throughness thoroughness—without any tension or resistance.
2. The horse thus gives the impression of doing, of its own accord, what is required. Confident and attentive, submitting generously to the control of the athleterider, remaining absolutely straight in any movement on a straight line and bending accordingly when moving on curved lines.
 3. The walk is regular, free and unconstrained. The trot is free, supple, regular, and active. The canter is united, light and balanced. The hindquarters are never inactive or sluggish. The horse responds to the slightest indication of the athlete rider and thereby gives life and spirit to all the rest of its body.
 4. By virtue of a lively impulsion and the suppleness of the joints, free from the paralyzing effects of resistance, the horse obeys willingly and without hesitation and responds to the various aids calmly and with precision, displaying a natural and harmonious balance both physically and mentally.
 5. In all the work, even at the halt, the horse must be in front of the rider's aids, "on the bit", but it also has to accept the bit. A horse is said to be 'on the bit' when the neck is more or less raised and arched according to the stage of training and to the extension or collection of the pace, and when it accepts the bridle with a light and consistent soft submissive contact, thereby chewing the bit with a quiet, sensitive mouth. The head should remain in a steady position, as a rule with the nose line slightly in front of the vertical, with a supple poll as the highest point of the neck, and no resistance should be offered to the rider.
~~In all the work, even at the halt, the horse must be "on the bit". A horse is said to be "on the bit" when the neck is more or less raised and arched according to the stage of training and the extension or collection of the pace, accepting the~~

bridle with a light and consistent soft submissive contact. The head should remain in a steady position, as a rule slightly in front of the vertical, with a supple poll as the highest point of the neck, and no resistance should be offered to the athlete.

6. Cadence is shown in trot and canter. It is the proof of well-developed impulsion and the ability to carry weight that enables a horse to move with proper harmony, well-marked regularity and balance. Cadence must be maintained in all the different trot or canter exercises.


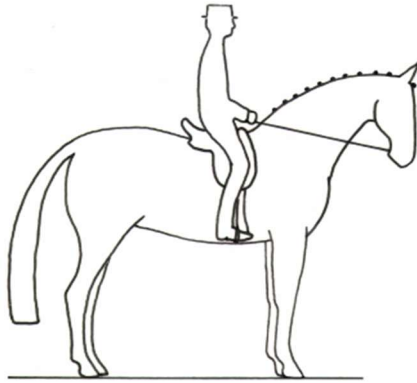
~~Cadence is shown in trot and canter, and is the result of the proper harmony that a horse shows when it moves with well-marked regularity, impulsion and balance. Cadence must be maintained in all the different trot or canter exercises and in all the variations of these paces.~~

7. In a movement which must be carried out at a certain point of the arena, it should be done at the moment when the riderAthlete'srider's body is above this point, except in transitions where the Horse approaches the letter from a diagonal or perpendicular to the point where the letters are positioned. In this case, the transitions must be done when the Horse's nose reaches the track at the letter so that the Horse is straight in the transition. This includes the execution of flying changes.

~~The regularity of the paces is fundamental to Dressage~~

ARTICLE E 1.3 THE HALT

1. At the halt the horse should stand attentive, engaged, motionless, straight and square with the weight evenly distributed over all four legs. The neck should be raised with the poll as the highest point and the nose line slightly in front of the vertical. While remaining "on the bit" and maintaining a light and soft contact with the ~~athlete's-rider's~~ hand, the horse may quietly chew the bit and should be ready to move off at the slightest indication of the ~~athleterider~~. The halt must be shown for at least three seconds. The halt should be shown throughout the salute.
2. The halt is obtained by the displacement of the horse's weight to the hindquarters by a properly increased action of the seat and legs of the ~~athleterider~~, driving the horse towards a softly closed hand, causing an almost instantaneous but not abrupt halt at a previously fixed place. The halt is prepared by a series of half-halts (see transitions).
3. The quality of the paces before and after the halt is an integral part of the assessment.



ARTICLE E 1.4 THE WALK

1. The walk is a marching pace in a regular well-marked four beat with equal intervals between each beat. This regularity combined with full relaxation must be maintained throughout all walk movements.
2. When the foreleg and the hind leg on the same side move almost on the same beat, the walk tends to become an almost lateral movement. This irregularity, which might become an ambling movement, is a serious deterioration of the pace.
3. The following walks are recognized: Medium walk, Collected walk, Extended walk and Free walk. There should always be a clear difference in the attitude and over-tracking in these variations.

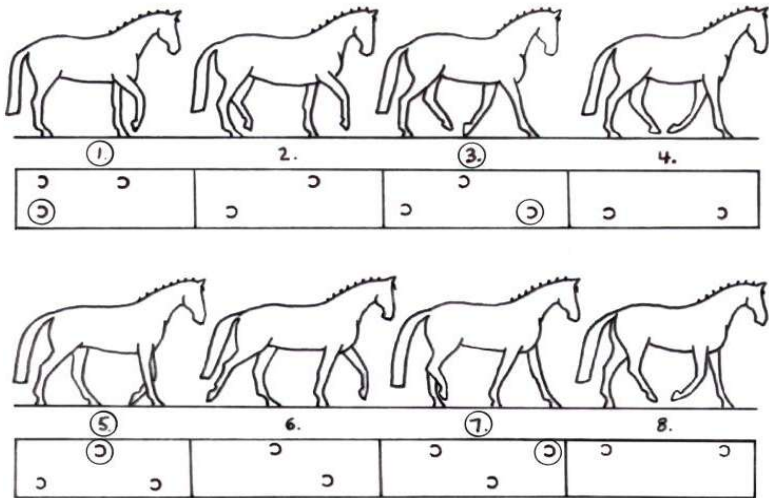
3.1 Medium walk: A clear, regular and unconstrained walk of moderate lengthening. The horse, remaining "on the bit", walks energetically but relaxed with even and determined steps, the hind feet touching the ground in front of the hoof prints of the forefeet. The athlete-rider maintains a light, soft and steady contact with the mouth, allowing the natural movement of the horse's head and neck.

3.2 Collected walk: The horse, remains "on the bit", moves resolutely forward, with its neck raised and arched and showing clear self-carriage. The head approaches the vertical position and a light contact is maintained with the mouth. The hind legs are engaged with good hock action. The pace should remain marching and vigorous, the feet being placed in regular sequence. The steps cover less ground and are higher than at the medium walk, because all the joints bend more markedly. The collected walk is shorter than the medium walk, although showing greater activity.

3.3 Extended walk: The horse covers as much ground as possible, without haste and without losing the regularity of the steps, the hind feet touch the ground

clearly in front of the footprints of the forefeet. The athlete-rider allows the horse to stretch out the head and neck (forward and downwards) without losing contact with the mouth and control of the poll. The nose must be clearly in front of the vertical.

3.4 Free walk: The free walk is a pace of relaxation in which the horse is allowed complete freedom to lower and stretch out his head and neck. The degree of ground cover and length of strides, with hind feet stepping clearly in front of the footprints of the front feet, are essential to the quality of the free walk.



The walk is a pace in four beat rhythm with eight phases (numbers in circles indicate the beat).

ARTICLE E 1.5 THE TROT

1. The trot is a two-beat pace of alternate diagonal legs (left fore and right hind leg and vice versa) separated by a moment of suspension.
2. The trot should show free, active and regular steps.
3. The quality of the trot is judged by general impression, i.e. the regularity and elasticity of the steps, the cadence and impulsion in both collection and extension. This quality originates from a supple back and well engaged hindquarters, and by the ability to maintain the same rhythm and natural balance, with all variations of the trot.
4. The following trots are recognized: Working trot, Lengthening of Steps, Collected trot, Medium trot and Extended trot.

4.1 Working trot: This is a pace between the collected and the medium trot, in which a horse's training is not yet developed enough and ready for collected movements. The horse shows proper balance and remaining "on the bit", goes forward with even, elastic steps and good hock action. The expression "good hock action" underlines the importance of an impulsion originating from the activity of the hindquarters.

4.2 Lengthening of steps: In the test for four-year-old horses "lengthening of steps" is required. This is a variation between the working and medium trot in which a horse's training is not developed enough for medium trot.

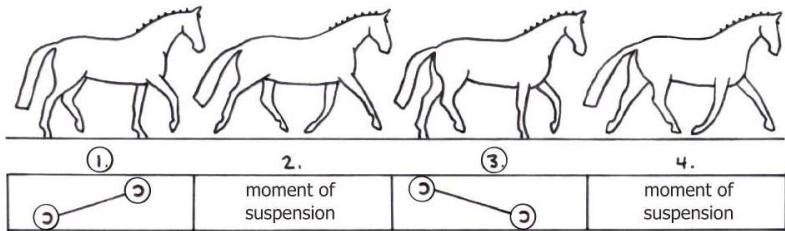
4.3 Collected trot: The horse, remaining "on the bit", moves forward with the neck raised and arched. The hocks, being well engaged and flexed, must maintain an energetic impulsion, enabling the shoulders to move with greater mobility, thus demonstrating complete self-carriage. Although the horse's steps are shorter than in the other trots, elasticity and cadence are not lessened.

4.4 Medium trot: This is a pace of moderate lengthening compared to the extended trot, but "rounder" than the latter without hurrying. The horse goes forward with clearly lengthened steps and with impulsion from the hindquarters. The ~~athlete-rider~~ allows the horse to carry the head a little more in front of the vertical than at the collected and the working trot, and to lower the head and neck slightly. The steps should be even, and the whole movement balanced and unconstrained.

4.5 Extended trot: The horse covers as much ground as possible. Without hurrying, the steps are lengthened to the utmost as a result of great impulsion from the hindquarters. The ~~athlete-rider~~ allows the horse to lengthen the frame and to gain ground whilst controlling the poll. The forefeet should touch the ground on the spot towards which they are pointing. The movement of the fore and hind legs should reach equally forward in the moment of extension. The whole movement should be well balanced and the transition to collected trot should be smoothly executed by taking more weight on the hindquarters.

5. All trot-work is executed "sitting", unless otherwise indicated in the test.
6. **Stretching on a long rein.** This exercise gives a clear impression of the "throughness" of the horse and proves its balance, suppleness, obedience and relaxation. ~~In order to~~To execute the exercise "stretching on a long rein" correctly, the ~~Athlete-rider~~ must lengthen the reins as the horse stretches gradually forward and downward. As the neck stretches ~~forwards forward~~ and downwards, the mouth should reach more or less to the horizontal line corresponding with the point of the shoulder. An elastic and consistent contact

with the Athlete's-rider's hands must be maintained. The pace must maintain its rhythm, and the horse should remain light in the shoulders with the hindlegs well- engaged. During the retake of the reins the horse must accept the contact without resistance in the mouth or poll.



*The trot is a pace in two beat rhythm with four phases
(Numbers in circles indicate the beat)*

ARTICLE E 1.6 THE CANTER

1. The canter is a three beat pace where in canter to the right, for example, the footfall is as follows: left hind, left diagonal (simultaneously left fore and right hind), right fore, followed by a moment of suspension with all four feet in the air before the next stride begins.
2. The canter, always with light, cadenced and regular strides, should be moved into without hesitation.
3. The quality of the canter is judged by the general impression, i.e. the regularity and lightness of the steps and the uphill tendency and cadence originating from the acceptance of the bridle with a supple poll and in the engagement of the hindquarters with an active hock action – and by the ability of maintaining the same rhythm and a natural balance, even after a transition from one canter to another. The horse should always remain straight on straight lines and correctly bent on curved lines.
4. The following canters are recognized: Working canter, Lengthening of strides, Collected canter, Medium canter and Extended canter.
 - 4.1 **Working canter:** This is a pace between the collected and the medium canter, in which a horse's training is not yet developed enough and ready for collected movements. The horse shows natural balance while remaining "on the bit", and goes forward with even, light and active strides and good hock action. The expression "good hock action" underlines the importance of an impulsion originating from the activity of the hindquarters.
 - 4.2 **Lengthening of strides:** In the test for four-year-old horses "lengthening of strides" is required. This is a variation between the working and medium canter in which a horse's training is not developed enough for medium canter.
 - 4.3 **Collected canter:** The horse, remaining "on the bit", moves forward with the neck raised and arched. The hocks, being well engaged, maintain an energetic impulsion, enabling the shoulders to move with greater mobility thus demonstrating self-carriage and an uphill tendency. The horse's strides are shorter than in the other canters, without losing elasticity and cadence.

4.4 Medium canter: This is a pace between the working and the extended canter. Without hurrying, the horse goes forward with clearly lengthened strides and impulsion from the hindquarters. The athlete-rider allows the horse to carry the head a little more in front of the vertical than in the collected and working canter, and at the same time allows the horse, to lower the head and neck slightly. The strides should be balanced and unconstrained.

4.5 Extended canter: The horse covers as much ground as possible. Without hurrying, the strides are lengthened to the utmost. The horse remains calm, light and straight as a result of great impulsion from the hindquarters. The athlete-rider allows the horse to lengthen the frame with a controlled poll and to gain ground. The whole movement should be well balanced and the transition to collected canter should be smoothly executed by taking more weight on the hindquarters.

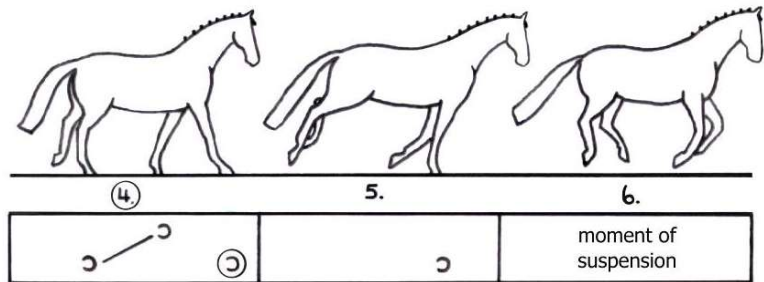
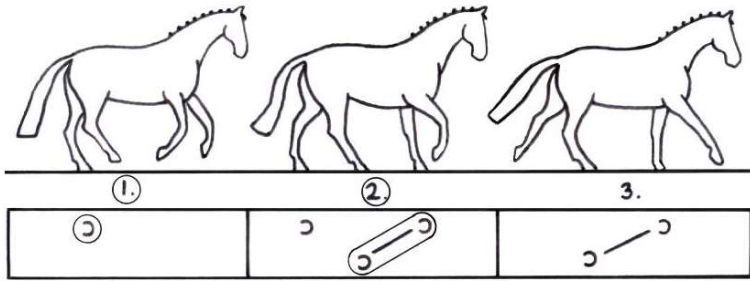
4.6 Counter-Canter: The counter canter is a balancing and straightening movement that must be executed in collection. The horse canters in correct sequence with the outside foreleg leading with positioning to the side of the leading leg. The foreleg should be aligned to the same track as the hind leg.

4.7 Simple change of leg at the canter: This is a movement in which, after a direct transition out of the canter into a walk, with three to five clearly defined steps, an immediate transition is made onto the other canter lead.

4.8 Flying change of leg: The flying change is performed in one stride with the front and hind legs changing at the same moment. The change of the leading front and hind leg takes place during the moment of suspension. The aids should be precise and unobtrusive.

Flying changes of leg can also be executed in series, at every 4th, 3rd, 2nd or at every stride. The horse, even in the series, remains light, calm and straight with lively impulsion, maintaining the same rhythm and balance throughout the series concerned. In order not to restrict or restrain the lightness, fluency and ground cover of the flying changes in series, enough impulsion must be maintained.

Aims of flying changes: To show the reaction, sensitivity and obedience of the horse to the aids for the change of leg.



The canter is a pace in three beat rhythm with six phases

ARTICLE E 1.7 REINBACK

1. The reinback is a rearward diagonal movement with a two beat rhythm but without a moment of suspension. Each diagonal pair of legs is raised and returned to the ground alternatively, with the forelegs aligned on the same track as the hind legs.
2. During the entire exercise, the horse should remain "on the bit", maintaining its desire to move forward.
3. Anticipation or precipitation of the movement, resistance to or evasion of the contact, deviation of the hindquarters from the straight line, spreading or inactive hind legs and dragging forefeet are serious faults.
4. The steps are counted as each foreleg moves back. After completing the required number of steps backward, the horse:
 - 1.a) should show a square halt or
 - 2.b) move forward in the required pace immediately. In tests where a reinback of one horse's length is required, it should be executed with three or four steps.
5. Reinback series (Schaukel) is a combination of two reinbacks with walk steps in between. It should be executed with fluent transitions and the required number of steps.

ARTICLE E 1.8 THE TRANSITIONS

The changes of pace and variations within the paces should be exactly performed at the prescribed marker. The cadence (except in walk) should be maintained up to the moment when the pace or movement is changed or the horse halts. The transitions within the paces must be clearly defined whilst maintaining the same rhythm and cadence throughout. The horse should remain light in hand, calm, and maintain a correct position.

The same applies to transitions from one movement to another, for instance from passage to piaffe or vice-versa.

ARTICLE E 1.9 THE HALF-HALTS

Every movement or transition should be invisibly prepared by barely perceptible half-halts. The half-halt is an almost simultaneous, coordinated action of the seat, the legs and the hands of the ~~athleterider~~, with the object of increasing the attention and balance of the horse before the execution of the movements or transitions to lower and higher paces. By shifting slightly more weight onto the horse's hindquarters, the engagement of the hind legs and the balance on the haunches are improved for the benefit of the lightness of the forehand and the horse's balance as a whole.

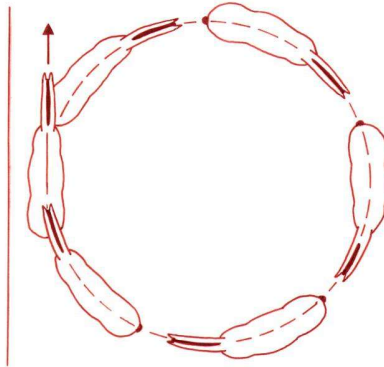
ARTICLE E 1.10 THE CHANGES OF DIRECTION

1. At changes of direction, the horse should adjust the bend of his body to the curvature of the line it follows, remaining supple and following the indications of the ~~athleterider~~, without any resistance or change of pace, rhythm or speed.
2. Changes of directions can be executed in the following ways:
 1. ~~a)~~ ——— Right angled turn including riding through the corner (one quarter of a volte of approximately. six metres)
 2. ~~b)~~ ——— Short and long diagonal.
 3. ~~e)~~ ——— Half voltes and half circles, with change of rein
 4. ~~d)~~ ——— Half pirouettes and turns on the haunches
 5. ~~e)~~ ——— Serpentine loops
 6. ~~f)~~ ——— Counter changes of hand ~~in and in zig-zag~~*. The horse should be straight for a moment before changing direction.
~~*g)~~ Zig-zag: A movement containing more than two half passes with changes of direction.

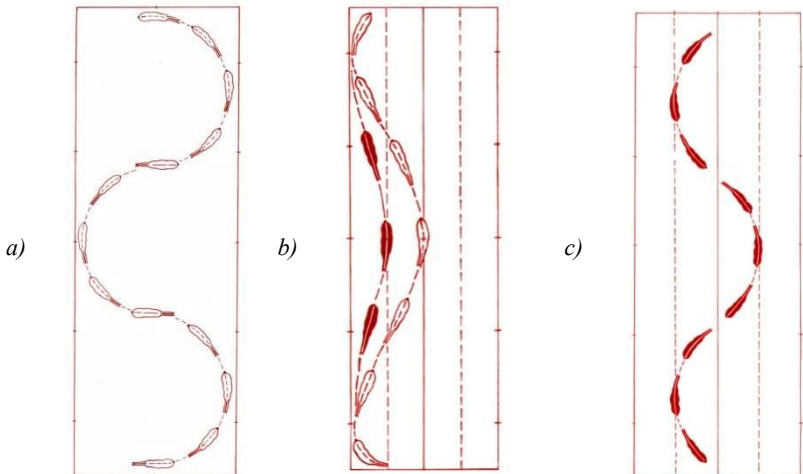
ARTICLE E 1.11 THE FIGURES

The figures asked for in Dressage-dressage tests are the voltes, the serpentines and the figures of eight.

1. **Volte:** The volte is a circle of six, eight, or 10 metres in diameter. If larger than 10 metres it is a circle.

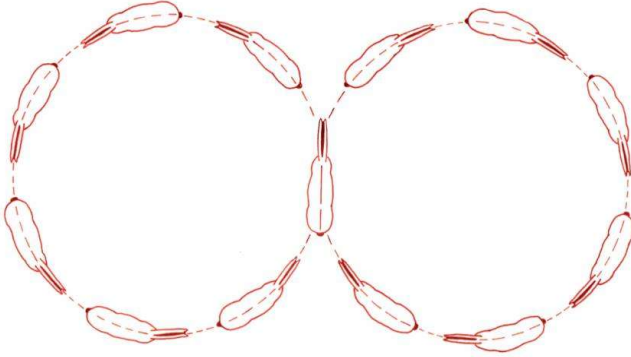


2. **Serpentine:** The serpentine with several loops touching the long side of the arena consists of half circles connected by a straight line. When crossing the centerline the horse should be parallel to the short side (a). Depending on the size of the half-circles the straight connection varies in length. Serpentines with one loop on the long side of the arena are executed with five metres or 10 metres distance from the track (b). Serpentines around the centerline are executed between the quarter lines (c).



3. —

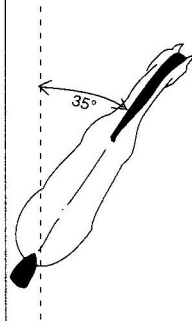
4.3. Figure of Eight: This figure consists of two voltes or circles of equal size as prescribed in the test, joined at the centre of the eight. The **athlete-rider** should make his horse straight an instant before changing direction at the centre of the figure.



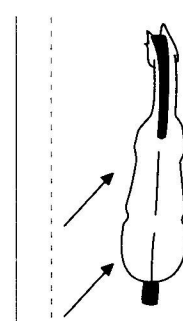
ARTICLE E 1.12 LEG-YIELDING

1. The aim of leg-yielding: to demonstrate the suppleness and lateral responsiveness of the horse.
2. The exercise Leg-yielding is performed in working trot in FEI Competitions. The horse is almost straight, except for a slight flexion at the poll away from the direction in which it moves, so that the **athlete-rider** is just able to see the eyebrow and nostril on the inside. The inside legs pass and cross in front of the outside legs.
3. Leg-yielding should be included in the training of the horse before it is ready for collected work. Later on, together with the more advanced shoulder-in movement, it is the best means of making a horse supple, loose and unconstrained for the benefit of the freedom, elasticity and regularity of its paces and the harmony, lightness and ease of its movements
4. Leg yielding can be performed “on the diagonal” in which case the horse should be as nearly as possible parallel to the long sides of the arena, although the forehand should be slightly in advance of the hindquarters. It can also be performed “along the wall” in which case the horse should be at an angle of about 35 degrees to the direction in which he is moving.

Leg-yielding along the wall



Leg-yielding on the diagonal



ARTICLE E 1.13 LATERAL MOVEMENTS

1. The main aim of lateral movements – except leg-yielding - is to develop and increase the engagement of the hindquarters and thereby also the collection.
2. In all lateral movements shoulder-in, travers, renvers, and half-pass, the horse is slightly bent and moves on different tracks.
3. The bend or flexion must never be exaggerated so that it does not impair the rhythm, the balance and fluency of the movement.
4. In the lateral movements, the pace should remain free and regular, maintaining a constant impulsion, yet it must be supple, cadenced and balanced. The impulsion is often lost because of the athlete's-rider's preoccupation with bending the horse and pushing it sideways.
5. **Shoulder-in:** Shoulder-in is performed in collected trot. The horse is ridden with a slight but uniform bend around the inside leg of the athlete-rider maintaining engagement and cadence and a constant angle of approx. 30 degrees. The outside shoulder of the Horse is brought into alignment in front of its inside hip: from the front and from behind one sees three (3) lines. The horse's inside foreleg passes and crosses in front of the outside foreleg; the inside hind leg does not cross but steps forward under the horse's body weight following the same track of the outside foreleg, with the lowering of the inside hip. At the end of the shoulder-in, the forehand is brought back to the track and aligned with the hindquarters unless the shoulder-in is followed by a circle or a consecutive exercise on the diagonal line. If hind legs are crossing, it is incorrect. The horse is bent away from the direction in which it is moving.
6. **Travers:** Travers can be performed in collected trot or collected canter. The horse is slightly bent round the inside leg of the athleterider, but with a greater degree of bend than in shoulder-in. A constant angle of approximately 35 degrees should be (shown from the front and from behind one sees four tracks). The forehand remains on the track and the quarters are moved inwards. The horse's outside legs pass and cross in front of the inside legs. The horse is bent in the direction in which it is moving.
To start the travers, the quarters must leave the track or, after a corner or circle are not brought back onto the track. At the end of the travers, the quarters are brought back on the track (without any counter-flexion of the poll/neck) as one would finish a circle.
Aims of travers: to show a fluent collected trot movement on a straight line and a correct bend. Front and hind legs are crossing, balance and cadence are maintained.
7. **Renvers:** Renvers is the inverse movement in relation to travers. The hindquarters remain on the track while the forehand is moved inward. To finish the renvers the forehand is aligned with the quarters on the track. Otherwise, the same principles and conditions that apply to the travers are applicable to the renvers.
The horse is slightly bent around the inside leg of the athleterider. The horse's outside legs pass and cross in front of the inside legs. The horse is bent in the direction in which it is moving.
Aims of renvers: To show a fluent collected trot movement on a straight line with a greater degree of bend than in shoulder-in. Fore and hind legs cross, balance and cadence are maintained.
8. **Half-pass:** Half-pass is a variation of travers, executed on a diagonal line instead of along the wall. It can be performed in collected trot (and in passage

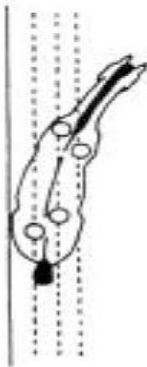
in a freestyle) or collected canter. The horse should be slightly bent around the inside leg of the ~~athlete-rider~~ and in the direction in which it is moving. The horse should maintain the same cadence and balance throughout the whole movement. In order to give more freedom and mobility to the shoulders it is of great importance that the impulsion be maintained, especially the engagement of the inside hind leg. The horse's body is nearly parallel to the long side of the arena with the forehand slightly in advance of the hindquarters. In the trot, the outside legs pass and cross in front of the inside legs. In the canter, the movement is performed in a series of forward sideways strides.

Aims of half-pass in trot: to show a fluent collected trot movement on a diagonal line with a greater degree of bend than in shoulder-in. Fore and hind legs cross, balance and cadence are maintained.

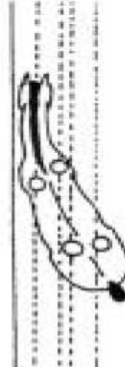
Aims of the half-pass in canter: to both demonstrate and develop the collection and suppleness of the canter by moving fluently forwards and sideways without any loss of rhythm, balance or softness and submission to the bend.

ARTICLE E 1.14 DIAGRAMS OF LATERAL MOVEMENTS

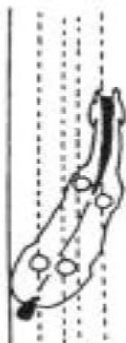
1) Shoulder in
Epaule en dedans



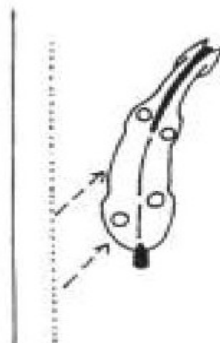
2) Travers
Tête au mur

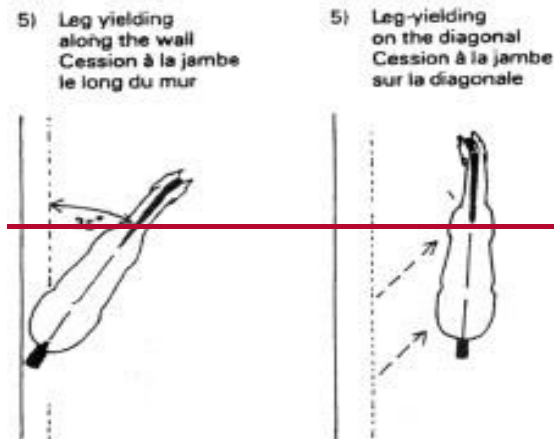


3) Renvers
Croupe au mur



4) Half-Pass
Appuyer





ARTICLE E 1.15 THE PIROUETTE, THE HALF PIROUETTE AND TURN ON THE HAUNCHES

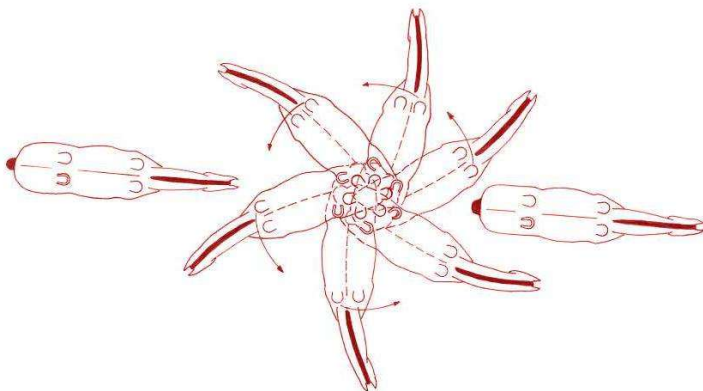
1. **The pirouette (half-pirouette):** is a turn of 360 degrees (180 degrees) executed on two tracks, with a radius equal to the length of the horse and the forehand moving around the haunches.
2. Pirouettes (half-pirouettes) are usually carried out at collected walk or canter but can also be executed at piaffe.
3. At the pirouette (half-pirouette) the forefeet and the outside hind foot move around the inside hind foot. The inside hind leg describes a circle as small as possible.
4. At whatever pace the pirouette (half-pirouette) is executed, the horse, slightly bent in the direction in which it is turning, remains "on the bit" with a light contact, turning smoothly around, and maintaining sequence and timing of footfalls of that pace. The poll remains the highest point during the entire movement.
5. During the pirouettes (half-pirouettes) the horse should maintain its activity (walk also included) and never move backwards or sideways.
6. In executing the pirouette or the half-pirouette in canter, the **athlete-rider** should maintain lightness of the horse while accentuating the collection. The horse's hindquarters are well engaged and lowered and show a good flexion of the joints. An integral part of the movement is the quality of the canter strides before and after the pirouette. The strides should show an increased activity and collection before the pirouette and the balance should be maintained at the end of the pirouette.

Aims of the pirouette and half-pirouette in canter: to demonstrate the willingness of the horse to turn around the inside hind leg on a small radius, slightly bent in the direction of the turn while maintaining the activity and the clarity of the canter, the straightness and the balance before and after the figure and clear canter strides during the turn. In the pirouette or half-pirouette in canter, the judges should be able to recognize a real canter stride although the feet of the diagonal – inside hind leg, outside front leg – are not touching the ground simultaneously.

7. The quality of the pirouette (half pirouette) is judged according to the suppleness, lightness and regularity, and the precision and smoothness of the

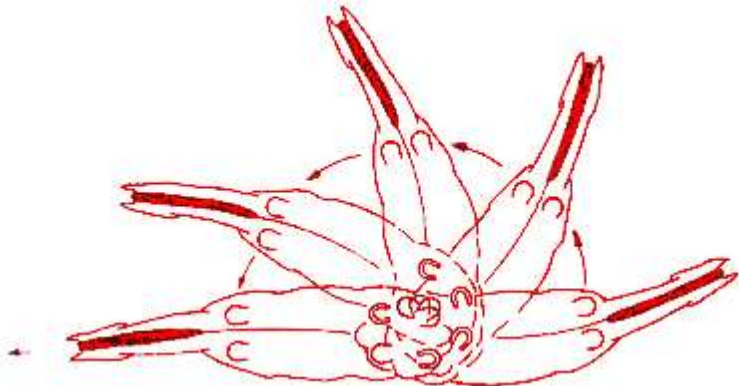
entrance and exit. Pirouettes (half-pirouettes) in canter should be executed in six to eight strides – full pirouettes – and three to four strides – half-pirouette.

8. Half-pirouettes in walk (180 degrees) are executed out of collected walk with the collection being maintained throughout the exercise. When the horse exits the half-pirouette, it returns to the initial track without crossing the hind legs.



Pirouette and half-pirouette in canter

9. Turn on the haunches from walk. For younger horses that are still not able to show collected walk, the “turn on the haunches” is an exercise to prepare the horse for collection. The “turn on the haunches” is executed out of medium walk, prepared by half halts to shorten the steps a little and to improve the ability to bend the joints of the hindquarters. The horse does not halt before or after the turn. The “turn on the haunches” can be executed on a larger radius than the pirouette in walk, at approximately one metre (Note: FEI rules state a radius of 1/2 meter. The larger radius quoted in this EC rule is due to the rules governing the USEF Dressage-dressage tests in use), but the demands of the training scale concerning rhythm, contact, activity and straightness are the same. A turn on the haunches is to be judged like a regular half pirouette except that full credit must also be given for a well performed but larger (one meter) turn on the haunches. Full credit should also be given for a well performed regular sized half pirouette. A significant deduction should be made if an athletea rider attempts a regular half pirouette, but performs it poorly.



Half-pirouette in walk

~~10. Turn on the haunches from halt to halt (one hundred and eighty degrees). To maintain the forward tendency of the movement one or two forward steps at the beginning of the turn are permitted. The same criteria apply as for the turn on the haunches from walk.~~

ARTICLE E 1.16 THE PASSAGE

1. **The passage** is a measured, very collected, elevated and cadenced trot. It is characterized by a pronounced engagement of the hindquarters, a more accentuated flexion of the knees and hocks, and the graceful elasticity of the movement. Each diagonal pair of legs is raised and returned to the ground alternately, with cadence and a prolonged suspension.
2. In principle, the height of the toe of the raised forefoot should be level with the middle of the cannon bone of the other supporting foreleg. The toe of the raised hind foot should be slightly above the fetlock joint of the other supporting hind leg.
3. The neck should be raised and gracefully arched with the poll as the highest point and the nose line close to the vertical. The horse should remain light and soft "on the bit" without apparent effort and without altering the cadence. The impulsion remains lively and pronounced.
4. Irregular steps with the hind or front legs, swinging the forehand or the hindquarters from one side to the other, as well as jerky movements of the forelegs or the hind legs, dragging the hind legs or double beat in the moment of suspension are serious faults.
The aim of passage is to demonstrate the highest degree of collection, cadence and suspension in the trot.

ARTICLE E 1.17 THE PIAFFE

1. **Piaffe** is a highly collected, rhythmical, elevated diagonal movement giving the impression of remaining in place. The horse's back is supple and elastic. The hindquarters are lowered; the haunches with active hocks are well engaged, giving great freedom, lightness and mobility to the shoulders and forehand. Each diagonal pair of legs is raised and returned to the ground alternately, with spring and regularity.
 - 1.1 In principle, the height of the toe of the raised forefoot should be level with the middle of the cannon bone of the other supporting foreleg. The toe of

the raised hind foot should reach just above the fetlock joint of the other supporting hind leg.

- 1.2 The neck should be raised and gracefully arched, with the poll as the highest point. The horse should remain "on the bit" with a supple poll, maintaining soft contact. The body of the horse should move in a supple, cadenced and harmonious movement.
- 1.3 Piaffe should show true commitment and must always be animated by a lively activity and characterized by perfect balance. While giving the impression of remaining in place, there may be a visible inclination to advance, this being displayed by the horse's eager acceptance to move forward as soon as it is asked.
- 1.4 Moving even slightly backwards, irregular or jerky steps with the hind or front legs, no clear diagonal steps, crossing either the fore or hind legs, or swinging either the forehand or the hindquarters from one side to the other, getting wide behind or in front, moving too much forward or double beat rhythm are all serious faults.

The aim of piaffe is to demonstrate the highest degree of collection while giving the impression of remaining in place

ARTICLE E 1.18 THE IMPULSION/THE SUBMISSION (WILLING CO-OPERATION)

1. **Impulsion** is the term used to describe the transmission of an eager and energetic, yet controlled, propulsive energy generated from the hindquarters into the athletic movement of the horse. Its ultimate expression can be shown only through the horse's soft and swinging back guided by gentle contact with the ~~athlete's-rider's~~ hand.
 - 1.1 Speed, of itself, has little to do with impulsion; the result is more often a flattening of the paces. A visible characteristic is a more pronounced articulation of the hind leg, in a continuous rather than staccato action. The hock, as the hind foot leaves the ground, should first move forward rather than being pulled upwards, but certainly not backwards. A prime ingredient of impulsion is the time the horse spends in the air rather than on the ground. Impulsion is, therefore, seen only in those paces that have a period of suspension.
 - 1.2 Impulsion is a precondition for a good collection in trot and canter. If there is no impulsion, then there is nothing to collect.
2. **Submission** (willing co-operation) does not mean subordination, but an obedience revealing its presence by a constant attention, willingness and confidence in the whole behavior of the horse as well as by the harmony, lightness and ease it is displaying in the execution of the different movements. The degree of the submission (willing co-operation) is also demonstrated by the way the horse accepts the bit, with light and soft contact and a supple poll. Resistance to or evasion of the ~~athlete's-rider's~~ hand, being either "above the bit" or "behind the bit" demonstrate the lack of submission. The main contact with the horse's mouth must be through the snaffle bit
 - 2.1 Putting out the tongue, keeping it above the bit or drawing it up altogether, as well as grinding the teeth or agitation of the tail are mostly signs of nervousness, tension or resistance on the part of the horse and must be taken into account by the judges in their marks for every movement

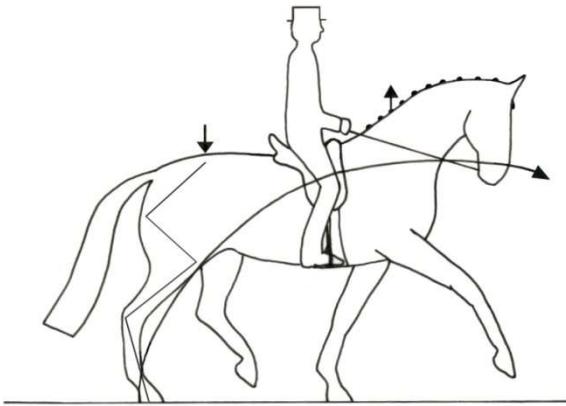
concerned as well as in the collective mark for “submission” (willing co-operation).

- 2.2 The first thought when considering submission is willingness, that the horse understands what is being asked of it and is confident enough in the athlete rider to react to the aids without fear or tension.
- 2.3 The horse’s straightness, uphill tendency and balance enable it to stay in front of the athlete’s rider’s legs and go forward into an accepting and self-carrying contact with the bit. This is what really produces the picture of harmony and lightness.

The fulfilling of the main requirements/movements of a Dressage-dressage test is the main criterion for submission (willing co-operation).

ARTICLE E 1.19 THE COLLECTION

1. The aim of the collection of the horse is:
 1. ~~a)~~ — To further develop and improve the balance and equilibrium of the horse, which has been more or less displaced by the additional weight of the athleterider.
 2. ~~b)~~ — To develop and increase the horse’s ability to lower and engage its hindquarters for the benefit of the lightness and mobility of its forehand.
 3. ~~e)~~ — To add to the "ease and carriage" of the horse and to make it more pleasurable to ride.
2. Collection is developed through the use of half-halts and the use of lateral movements shoulder-in, travers, renvers and half pass.
3. Collection is improved by the use of the seat and legs and containing hands to engage the hind legs. The joints bend and are supple so that the hind legs can step forward under the horse’s body.
4. However, the hind legs should not be engaged so far forward under the horse, that they shorten the base of support excessively, thereby impeding the movement. In such a case, the line of the back would be lengthened and raised too much in relation to the supporting base of the legs, the stability would be impaired, and the horse would have difficulty in finding a harmonious and correct balance.
5. On the other hand, a horse with an over-long base of support, which is unable or unwilling to engage its hind legs forward under its body, will never achieve acceptable collection, characterized by "ease and carriage" as well as a lively impulsion, originating from the activity of the hindquarters.
6. The position of the head and neck of a horse at the collected paces is naturally dependent on the stage of training and, to some degree, on its conformation. It is distinguished by the neck being raised without restraint, forming a harmonious curve from the withers to the poll, which is the highest point, with the nose slightly in front of the vertical. At the moment the athlete-rider applies his aids to obtain a momentary and passing collecting effect, the head may become more or less vertical. The arch of the neck is directly related to the degree of collection.



ARTICLE E 1.20 THE POSITION AND AIDS OF THE ATHLETE-RIDER

1. All the movements should be obtained with imperceptible aids and without apparent effort of the athlete-rider. The athlete-rider should be well balanced, elastic, sitting deep in the centre of the saddle, smoothly absorbing the movement of the horse with his loins and hips, supple thighs with the legs steady and stretched well down. The heels should be the lowest point. The upper part of the body should be tall and supple. The contact should be independent from the athlete's-rider's seat. The hands should be carried close together, with the thumb as the highest point and a straight line from the supple elbow through the hand to the horse's mouth. The elbows should be close to the body. All of these criteria enable the athlete-rider to follow the movements of the horse smoothly and freely.
2. The effectiveness of the athlete's-rider's aids determines the precise fulfillment of the required movements of the tests. There shall always be the impression of a harmonious co-operation between horse and athlete-rider.
3. Riding with both hands is obligatory. When leaving the arena at a walk on long rein, after having finished the test the athlete-rider may, at his/her discretion, ride with only one hand. For Freestyle tests, see also Directives for Judges – Freestyle tests and Directives for assessing the degree of difficulty in a Freestyle test available at www.fei.org.
4. The use of the voice or clicking the tongue repeatedly is a serious fault, which should be considered in the mark for the movement.

ARTICLE E 1.21 PARA DRESSAGE -THE POSITIONS AND AIDS OF THE ATHLETE-RIDER

1. The athlete-rider will be as well balanced and steady in the saddle as possible, conforming to the FEI definition of the athlete-rider position. This positions makes it possible for the athlete-rider to show progressive riding and /or training and to show all the movements and transitions with as little effort of the athletes rider as possible. The aids with which the athlete-rider communicates with the horse are of great importance in Para-Dressagepara dressage.

CHAPTER 2 NATIONAL MOVEMENTS & REQUIREMENTS

EC governs and designs the easier grades, which build up to the international standard. The following is a description of some of the movements and requirements which are used as a foundation for the more difficult movements of advanced ~~Dressage-dressage~~ and which are not included in the objects and general principles of ~~Dressage-dressage~~ above.

ARTICLE E 2.1 LENGTHENED STRIDE

The horse is asked to lengthen its stride while engaging its hocks. A quickening of pace is to be strictly penalized. This is a ~~pre~~preparation for the medium and extended paces of the more advanced levels. The transition between lengthened stride and ordinary stride helps to create balance and impulsion.

ARTICLE E 2.2 SITTING AND RISING TROT

In all levels the working, medium, extended trots and trot with lengthened stride are all executed sitting unless otherwise instructed. When rising trot is permitted in a test or class, the ~~athlete-rider~~ should change the rising diagonal when changing directions, except during a lengthening. The correct rising diagonal is ~~considered to be~~when the ~~athlete-rider~~ is sitting when the outside front foot and inside hind foot are on the ground. In general, riding on the outside diagonal correctly influences the horse's balance in movements other than straight lines. A change of direction in rising trot implies a change of rising diagonal, but it is up to the ~~athlete-rider~~ to determine where the change should occur. If no change is made, there is no error and no deduction is made unless the balance of the horse is adversely affected, as it might be, for example, in a turn, circle or leg yield. In that case, the movement is judged accordingly and the collective marks for Submission and Effective Use of the ~~Aids aids~~ could be negatively impacted.

At a transition from a rising trot to a canter, walk, or halt, the last few steps of the trot should be executed sitting. See test sheet for rising or sitting instructions.

Note: ~~Sidesaddle-Ladies Riders riding sidesaddle-Sidesaddle riders to~~ execute all trot movements sitting.

ARTICLE E 2.3 CHANGE OF LEG THROUGH TROT

The change of leg when performed through the trot must not include more than three or four steps of trot. ~~For simple changes E1.6.4.7.~~

ARTICLE E 2.4 TROT AND CANTER, ROUND AND LOW

The trot and canter, round and low, will be developed on the 20m circle. The horse, by smoothly taking the rein, will stretch its head and neck forward and down, stretching over its back in a round frame, while maintaining a rhythmic gait and contact with the bit.

ARTICLE E 2.5 EXECUTION OF MOVEMENTS

In a movement which must be carried out at a certain point of the arena, it should be done at the moment when the ~~competitor's-rider's~~ body is above this point, except in transitions where the horse approaches the letter from a diagonal or perpendicular to the point where the letters are positioned. In this case, the transitions must be done

when the horse's nose reaches the track at the letter so that the horse is straight in the transition.

ARTICLE E 2.6 THE TRANSITIONS

The changes of pace and variations within the paces should be performed exactly at the prescribed marker. The cadence/rhythm of a pace should be maintained up to the moment when the pace or movement is changed or the horse halts. Transitions within the paces must be clearly defined while maintaining the same rhythm and cadence throughout. The horse should remain light in hand, calm, and maintain a correct position. The same applies to transitions from one movement to another, for instance from passage to piaffe or vice versa.

ARTICLE E 2.7. THE QUARTER PIROQUETTE

As a preparatory exercise, the quarter-pirouette is usually executed on the track at a given letter or from a diagonal, the horse being highly collected for one or two strides before and then through the execution of a 90 degree turn around the haunches in two-three strides, maintaining a correct canter footfall.

ARTICLE 2.8 THE WORKING PIROQUETTE

The pirouette (half-pirouette) is a turn of 360 degrees (180 degrees) executed on two tracks, with the forehand moving around the haunches. The working pirouette should be approximately three meters. The requirements for a working half-pirouette are identical to those of a regular half-pirouette, except that the allowable diameter is increased to approximately three meters. A working half-pirouette is to be judged like a regular half-pirouette except that full credit must be given for a well-performed, but larger (three meter) half-pirouette. Full credit should also be given for a well-performed regular-sized half-pirouette. A significant deduction should be made if an athlete a rider attempts a regular half pirouette but performs it poorly.

CHAPTER 3
GENERAL COMPETITIONS

ARTICLE E 3.0 ~~EC PROGRESSIVE COMPETITION AND SPORT LICENCE SYSTEM CHART FOR COMPETITION REQUIREMENTS, LEVELS AND OFFICIALS~~

COMPETITION ORGANIZATION	BRONZE	SILVER	GOLD
<i>Prize Money</i>	Max. \$2500	Max. \$10,000 OR Max. \$15, 000 for Championships	No Limit
<i>Days of Operation</i>	Maximum 3 days	Maximum 3 days	No Limit
<i>Approved By</i>	PTSO/EC	PTSO/EC	EC
<i>Equine Medication Control</i>	Compulsory	Compulsory	Compulsory
<i>Competition Organization</i>	Bronze	Silver	Gold
<i>EC Rules (General Regs)</i>	Compulsory	Compulsory	Compulsory
<i>Drug Fees</i>	Yes	Yes	Yes
<i>Dressage & Para Dressage Rules (Section. E)</i>	Compulsory	Compulsory	Compulsory
<i>Test User Fee</i>	Refer to <i>Schedule of Fees</i> on the EC website www.equestrian.ca	Refer to <i>Schedule of Fees</i> on the EC website www.equestrian.ca	Refer to <i>Schedule of Fees</i> on the EC website www.equestrian.ca
<i>Insurance</i>	Yes	Yes	Yes
<i>On Site Medical/ Emergency Plan</i>	Yes	Yes	Yes
<i>Veterinarian</i>	Recommended or ON CALL	Recommended or ON CALL	Recommended or ON CALL
<i>Permitted Classes</i>	All EC <u>National Dressage tests (including - Materiale, Equitation, Rising Stars Equitation, Sport Horse Breeding & Introductory to Fourth Level) (Rising Stars Equitation to Fourth Level)</u> and-All EC <u>National Para Dressage tests (Walk to Walk, Trot, Canter).</u>	All EC <u>National Dressage tests (including - Materiale, Equitation, Rising Stars Equitation, Sport Horse Breeding & Introductory to Fourth Level) (Materiale to Fourth-level)</u> and-All EC <u>National Para Dressage tests (Walk to Walk, Trot, Canter).</u>	All EC <u>National Dressage tests (including - Materiale, Equitation, Rising Stars Equitation, Sport Horse Breeding & Introductory to Fourth Level) (Materiale to Fourth-Level).</u> and-All EC <u>National Para Dressage tests (Walk to Walk, Trot Canter).</u>

COMPETITION ORGANIZATION	BRONZE	SILVER	GOLD
	<p><u>Plus miscellaneous classes, see Section A A503 (Western Dressage, Eventing / Horse Trials Trials Dressage tests)</u></p> <p><u>Rising Stars Equitation, Riding for the Disabled Association (RDA);</u></p> <p><u>-Developing Horse Prix-St Georges/Grand Prix, FEI Materiale, and FEI tests.</u> Exception: for FEI Young Horse tests, in Bronze, only the FEI 4-Year-Old test may be offered.</p>	<p><u>Plus miscellaneous classes see Section A A503 (Western Dressage, Eventing / Horse Trials Dressage tests)</u></p> <p><u>All FEI Dressage and Para Dressage tests.</u></p> <p><u>-Rising Stars Equitation, Developing Horse Prix-St Georges/Grand Prix, FEI Materiale, FEI tests including Intermediate A and B, Intermediate 2. Grand Prix is not permitted.</u></p> <p>Exception: for FEI Young Horse tests, in Silver, only the FEI 4-Year-Old test may be offered..</p> <p><u>Only qualifying scores from Silver competitions may be used for Silver Championships.</u></p>	<p><u>Plus miscellaneous classes see Section A A503 (Western Dressage, Eventing / Horse Trials Dressage tests)</u></p> <p><u>All FEI Dressage and Para Dressage tests.</u></p> <p><u>-Rising Stars Equitation, Developing Horse Prix-St George/Grand Prix, as well as all FEI tests. Only qualifying scores from Gold competitions may be used for Provincial, Regional and National Gold Championships and stated criteria as posted by EC.</u></p>
<i>Miscellaneous Classes</i>	As per General Regulations	As per General Regulations	As per General Regulations
<i>Championships</i>	None	Silver Championships	Provincial, Regional and National Championships
<i>Ring Size</i>	<p><u>20m x 40m or 20m x 60m</u></p> <p><u>Dressage Introductory & Training Level level tests may be ridden in a use-20m x 40m arenaring.</u></p> <p><u>All other dressage tests must be ridden in a 20m x 60m ring.</u></p>	<p><u>20m x 40m or 20m x 60m</u></p> <p><u>Dressage Introductory & Training level tests may be ridden in a 20 m x 40 m ring. All other dressage tests must be ridden in a 20m x 60m ring.</u></p> <p><u>Para Dressage</u></p>	<p><u>20m x 40m or 20m x 60m</u></p> <p><u>Dressage Introductory & Training level tests may be ridden in a 20m x 40m ring. All other dressage tests must be ridden in a 20m x 60m ring.</u></p>

COMPETITION ORGANIZATION	BRONZE	SILVER	GOLD
	<p><u>Para Dressage</u> National tests may be ridden in a 20m x 40m ring.</p> <p><u>Para-Dressage Tests-Grades I, II, III must use 20 x 40 arena</u></p>	<p><u>National tests may be ridden in a 20m x 40m ring.</u></p> <p><u>FEI Para Dressage tests for Grades I, II, III must use the 20m x 40m ring.</u></p> <p><u>FEI Para Dressage tests for Grades IV and V must be ridden in a 20m x 60m ring</u></p> <p><u>Dressage Introductory & Training Level tests may use 20x40 arena</u></p> <p><u>Para-Dressage Tests-Grades I, II, III must use 20 x 40 arena</u></p>	<p><u>Note: All dressage tests at Gold Championships must be ridden in a 20m x 60m ring.</u></p> <p><u>Para Dressage</u> National tests may be ridden in a 20m x 40m ring</p> <p><u>FEI Para Dressage tests for Grades I, II, III must use the 20m x 40m ring.</u></p> <p><u>FEI Para Dressage tests for Grades IV and V must be ridden in a 20m x 60m ring.</u></p> <p><u>Dressage Introductory & Training Level tests may use 20x40 arena</u></p> <p><u>Para-Dressage Tests-Grades I, II, III must use 20 x 40 arena</u></p>
<i>Officials: Judges</i>	recorded, Basic, Medium, Senior/ <u>FEI, FEI</u>	recorded, Basic, Medium, Senior/ <u>FEI, FEI</u>	recorded, Basic, Medium, Senior/ <u>FEI, FEI</u>

COMPETITION ORGANIZATION	BRONZE	SILVER	GOLD
<i>Judges Restrictions</i>	<p>Recorded Judge: <u>Judge-May judge</u> up to and including <u>Fourth-Third Level level</u> plus all Para Dressage <u>National</u> tests <u>Guest Card at Prix St-Georges</u> <u>Co-Judge at Intermediate I with Medium or higher level judge</u></p> <p>Basic Judge: <u>No restrictions</u> <u>Judge up to and including Prix St Georges plus all Para Dressage tests</u> <u>Guest Card at Intermediate I Co-Judge Intermediate A/B with higher level judge</u></p> <p>Medium Judge: <u>No restrictions</u> <u>Judge up to and including Intermediate I including all Para Dressage tests</u> <u>Guest Card at Intermediate A/B Co-Judge at Grand Prix with Senior or FEI Judge</u></p> <p>Senior/FEI Judge: No restrictions</p>	<p>Recorded Judge: <u>Judge-May judge</u> up to and including Second level plus all Para Dressage tests <u>Guest Card at Third Level-level</u> <u>Co-Judge at Fourth Level-level with Medium or higher Level-level judge</u></p> <p>Basic Judge: <u>Judge-May judge</u> up to and including <u>Fourth-level Prix St. Georges, FEI Children</u> plus all Para Dressage tests <u>Guest Card at Prix St-Georges</u> <u>Co-Judge at Intermediate I Co-Judge at Intermediate A/B/II with higher level judge</u></p> <p>Medium Judge: <u>Judge-May judge</u> up to and including <u>Intermediate I, FEI Children Prix St Georges</u> plus all Para Dressage tests <u>Guest Card at Intermediate A/B/II Co-Judge Grand Prix with Senior or FEI judge</u></p> <p>Senior/FEI Judge: SENIOR JUDGE: <u>No restrictions</u> <u>ard, or eo-j</u></p>	<p>Recorded Judge: <u>Judge-May judge</u> up to and including First <u>Level-level</u> <u>No Guest Card-</u> <u>Co-Judge at Second Level-level with Medium or higher Level-level Judge</u></p> <p>Basic Judge: <u>Judge-May judge</u> <u>up to an-and including Third level plus all Para Dressage tests</u> <u>Guest Card at Fourth level.</u> <u>Co-Judge Prix St Georges/Intermediate I with higher level judge</u></p> <p>Medium Judge: <u>Judge-May judge</u> up to and including Fourth <u>Level-level</u>, FEI Pony, FEI, Children, FEI Junior and all Para Dressage tests (not permitted to judge FEI Young Horse tests). <u>Guest Card at Prix St Georges/Intermediate I.</u> <u>Co-Judge all levels with Senior or FEI Judge</u></p> <p>Senior/FEI Judge judge: No restrictions</p>

COMPETITION ORGANIZATION	BRONZE	SILVER	GOLD
<i>Results Reporting</i>	Optional to Provincial Organization	Compulsory to EC	Compulsory to EC
<i>Dressage and Para Dressage Stewards</i>	Basic, Medium, Senior, <u>FEI</u>	Basic, Medium, Senior, <u>FEI</u>	Basic, Medium, Senior, <u>FEI</u>
<i>Steward Restrictions</i>	<p><u>See 16.7</u></p> <p><u>Basic Stewards:</u> <u>In their probationary year (Their first year with status) may officiate alone in cases where a single competition ring is used or may officiate with a Senior Steward when more than one competition ring is in use.</u></p> <p><u>After completion of their probationary year Basic Stewards may officiate alone.</u></p> <p><u>Medium and Senior Stewards:</u> <u>No restrictions</u></p>	<p><u>See 16.7</u></p> <p><u>Basic Stewards:</u> <u>In their probationary year (Their first year with status) may officiate alone in cases where a single competition ring is used or may officiate with a Senior Steward when more than one competition ring is in use.</u></p> <p><u>After completion of their probationary year Basic Stewards may officiate alone.</u></p> <p><u>Medium and Senior Stewards:</u> <u>No restrictions</u></p>	<p><u>See 16.7</u></p> <p><u>Basic Stewards:</u> <u>In their probationary year (Their first year with status) may officiate with a Senior Steward</u></p> <p><u>After completion of their probationary year Basic Stewards may officiate alone.</u></p> <p><u>Medium and Senior Stewards:</u> <u>No restrictions</u></p>
<i>Competitors-Riders / Horse Owner Requirements</i>	PTSO membership is required		
<i>EC Sport Licence</i>	Bronze <u>Level</u>	Silver <u>Level</u>	Gold <u>Level</u>
<i>Dressage Levy</i>	Refer to <i>Schedule of Fees</i> on the EC website www.equestrian.ca	Refer to <i>Schedule of Fees</i> on the EC website www.equestrian.ca	Refer to <i>Schedule of Fees</i> on the EC website www.equestrian.ca
<i>Insurance</i>	Yes Available through PTSO	Yes Available through PTSO	Yes Available through PTSO
<i>Horse Requirements Horse Identification Document, as</i>	No	Yes	Yes

COMPETITION ORGANIZATION	BRONZE	SILVER	GOLD
<i>outlined in EC General Regulations</i>			
<i>Horse Licence</i>	No	Yes	Yes
<i>Award Programs Provincial Awards</i>	No	Yes	Yes
<i>Dressage National Awards</i>	No	No	Yes

ARTICLE E 3.1 EC SPORT LICENCE

~~An EC sport licence~~ is required for all EC sanctioned competitions (Bronze, Silver Gold and Platinum) ~~competitions~~. The fees for each level vary. ~~AthletesRiders~~, owners and officials should refer to the ~~fee schedule~~ Schedule of Fees on the ~~Equestrian Canada~~ EC website www.equestrian.ca and the Equestrian Canada General Regulations, Section A, Chapter 2.

- Both the athlete-rider and owner of the competing horse must hold a current EC sport licence for their competition level.
- Owners of horses declared for Canadian team selection must be members in good standing of their respective national federations (NF). Canadian owners must be Platinum Sport Licence holders with EC.
- Certified ~~Dressage-dressage~~ officials (judges, stewards Judges, Stewards and Classifiers) and Operational Committee members must hold an EC Sport Licences-Licence as per the General Regulations.

ARTICLE E 3.2 HORSE RECORDINGS AND IDENTIFICATION DOCUMENTATION

EC horse recordings are required for Silver and Gold competitions. ~~AthletesRiders~~ should refer to the Schedule of Fees on the Equestrian Canada website www.equestrian.ca and the Equestrian Canada General Regulations, Section A, Chapter 4 Horse Recordings ~~and EC National Passports~~. For Platinum competitions, refer to the FEI General Regulations at www.fei.org.

~~ARTICLE E 3.3 HORSE IDENTIFICATION DOCUMENTATION~~

~~Horse Identification documentation is required for Silver and Gold competitions. See the Equestrian Canada General Regulations Chapter 4 Horse Recording and EC National Passports.~~

ARTICLE E ~~3.4.3~~ 3.4.3.3 CATEGORIES AND ELIGIBILITY TO COMPETE

Category	Eligibility to Compete
Open	All competitors-riders (regardless of age and/or <u>and</u> , or amateur/professional status)
Amateur	All athletes-riders who are no longer Juniors under rule ART E 3.3.33-4.3 (except as outlined in rule ART E 3.3.23-4.2 <u>individual Canadian competitors (see 3.4.2 –Amateur Status)</u>)
Junior	Open to all athletes-riders until the end of the calendar year in which they reach the age of 18.

Note: ~~the following~~ The categories may be abbreviated in prize lists as follows: Open (O), Amateur (Am), Junior (Jr).

1. At all EC competitions (Bronze, Silver, and Gold) the Open category must be offered. The other categories are optional.
2. For all EC competitions, riders wishing to compete in two categories of a division (e.g. Junior/Open or Amateur/Open) will pay two entry fees but may ride one test; their score will count for both categories.
3. The organizing committee has the option of holding individual classes for each category or holding one class and allowing entries in more than one category.
4. Junior and Amateur categories may not be combined.
5. If there are fewer than six entries per category, the organizing committee has the option to hold only an open category at that level or division. Organizing committees must state this condition in the prize list.

ARTICLE E ~~3.4.13.3.1~~ 3.4.13.3.1

OPEN

The open category is open to all ~~athletes-riders~~ regardless of age or status.

ARTICLE E ~~3.4.23.3.2~~ 3.4.23.3.2 AMATEUR

Just as juniors have a protected category, the amateur category offers a protected category for ~~athletes-riders~~ who are no longer juniors and who do not wish to compete in the open category.

- The Amateur category is for ~~athletes-riders~~ competing at any EC sanctioned competition over the age of 18 who are not earning remuneration from teaching or training horses or ~~athletes-riders~~ in the horse industry.
- ~~Competitors—Riders~~ in FEI-sanctioned competitions (EC Platinum competitions) must comply with the FEI definition of amateur. See the FEI Regulations at www.fei.org.
- Amateur status is issued by EC and included on the EC sport licence eardscard. All ~~persons-individuals~~ wishing EC amateur status must complete and sign the amateur declaration, which is on the sport licence application/renewal form, affirming their eligibility.
- The amateur classes at all EC sanctioned Dressage-dressage and para dressage competitions are NOT open to:
 - ~~Competitors-Riders~~ who accept remuneration for training or schooling a horse.
 - ~~Competitors-Riders~~ who accept remuneration for showing or schooling a horse at any EC-sanctioned competition in any discipline.

3. ~~Competitors-Riders~~ who accept remuneration for coaching or instructing a person to ride whether they are private contractors or receive remuneration for teaching as an employee of a farm or business by which they are employed.
4. ~~Competitors-Riders~~ who accept remuneration for coaching or instructing a person to ride or drive a horse at any EC sanctioned competition.
Exception: ~~Competitors-Riders~~ may show as an EC amateur if they:
 - a) hold and maintain a current ~~Equestrian-Canada~~EC NCCP Instructor Certificate
 - b) coach only beginner ~~Para-Dressage-athletes~~para dressage riders
 - c) do not engage in any activities listed in ART E 3.4.2.1;3.3.2, point 1, 2 or 4.
5. ~~Competitors-Riders~~ who act as an agent or accept commissions for the sale, purchase ~~and/or and, or~~ lease of a horse.
6. ~~Competitors-Riders~~ who accept remuneration for giving clinics and seminars.
7. ~~Competitors-Riders~~ who train or show a horse, or instruct ~~an-athletea rider~~ or driver, when remuneration for this activity will be given to a corporation or farm which they or their family, owns or controls.
8. Juniors.
9. Current or former ~~National Team Program Squad A or Squad B riders.-Canadian Equestrian Team (CET) Short or long listed athletes.~~
10. Anyone who has represented Canada internationally in Olympic Games, Paralympic Games, World Championships, World Cup Final and Pan American Games is excluded from the amateur category.
11. An-athleteA rider entered in ~~CDI-FEI~~ competitions other than those listed here is- above are not excluded from the amateur category unless they are deemed to be an open athlete-rider because of rules ~~one to eight 1 to 8~~ 1 to 10-above.

Note: Any coach or instructor who has not been teaching for two years or more may compete in the amateur category providing they apply to EC for reinstatement of their amateur status.

Note: Holding an amateur card for the purposes of competing internationally does not allow ~~an-athletea rider~~ to compete in the amateur category at EC competitions if they can be classified as any of the above.

ARTICLE E 3.4.3.3.3 JUNIOR

1. The junior (Jr) category in EC classes at Bronze, Silver and Gold competitions is open to all athletes-riders until the end of the calendar year, in which they reach the age of 18.
2. Juniors are not eligible to compete in the amateur category but may compete in the open classes.

ARTICLE E 3.4.4.3.3.4 FEI AGE LIMITATIONS

The following age limits **only** apply to athletes-riders competing in FEI Children, FEI Pony, FEI Junior, FEI Young Rider, FEI U25 classes-and FEI Para Dressage Athletesclasses at EC sanctioned dressage and para dressage Silver and Gold competitions for Platinum competitions see the FEI Regulations found at www.fei.org.

1. **FEI Children:** An-athleteA rider may compete in FEI Children's classes from the beginning of the calendar year in which they reach the age of 12, until the end of the calendar year in which they reach the age of 14.

2. **FEI Pony:** ~~An athlete~~A rider may compete in FEI Pony classes from the beginning of the calendar year in which ~~they reach~~they reach the age of 12, until the end of the year in which they ~~reach~~reach the age of 16.
3. **FEI Junior:** ~~An athlete~~A rider may compete in FEI Junior classes from the beginning of the calendar year in which they reach the age of 14, until the end of the year in which they reach the age of 18.
4. **FEI Young Rider:** ~~An athlete~~A rider may compete in FEI Young Rider classes from the beginning of the calendar year in which ~~they reach~~they reach the age of 16, until the end of the calendar year in which they reach the age of 21. No Young Rider up to the age of 18 may be classified as a professional.
 - ~~Young Riders may not compete both in an FEI Championship for Young Riders and in any other higher level FEI Championship for seniors in the same year. (FEI Article YR-6)~~
 - ~~A Young Rider who has taken part in an international championship for seniors or in regional or Olympic Games in Grand Prix is no longer eligible to take part in any international Dressage events for Young Riders. The participation of a Young Rider in any other international Dressage events for seniors does not, however, affect their status as a Young Rider.~~

~~NOTE: Youth Division refers to athletes competing in FEI Children; FEI Pony; FEI Junior and FEI Young Rider. The age limit is the end of the year in which they reach the age of 21.~~
5. **FEI U25:** ~~An athlete~~A rider may compete ~~as a in FEI U25 Rider classes~~ from the beginning of the calendar year in which he reaches the age of ~~sixteen (16)~~16, until the end of the calendar year in which he reaches the age of ~~twenty five (25)~~25.
6. **FEI Para Dressage ~~Athletes~~Riders:** ~~International events, championships and Games are open to athletes~~A rider may compete in the FEI para dressage classes from the year in which they reach their 14th birthday.

ARTICLE E 3.4 CONFLICT OF INTEREST

1. ~~No rider~~child or adult may compete in a class before a judge by whom they have received instruction, or coaching, ~~or tutoring~~ from, with or without pay, within a 30 day period preceding the date of competition.
2. ~~It is the responsibility of the rider~~child or adult not to enter a class in front of a judge from whom they have received instruction, or coaching ~~or tutoring~~ from in the 30 day period preceding the competition.
3. ~~No rider~~child or adult may compete in a class where the judge officiating or the steward responsible for checking tack is a member of their immediate family.

ARTICLE E 3.5 CONCURRENT COMPETITIONS

1. An organizer may run concurrent competitions using one competition licence for the highest level of competition offered. Example: an organizer running concurrent Bronze and Gold competitions would require only a Gold competition licence. See the EC Schedule of Fees posted on the EC website www.equestrian.ca for competition licence fees.

ARTICLE E 3.6 TESTS

1. Tests used at EC sanctioned Bronze, Silver and Gold sanctioned competitions must be EC and, or FEI tests.

2. All EC and FEI tests are copyrighted.
3. The EC tests are “Copyright 2022 United States Dressage Federation (USDF) and United States Equestrian (USE)” for use only in Canada and are reprinted through the courtesy and with permission of the USDF and USE.
4. All rights under US and International Copyright laws are reserved. Reproduction without permission is prohibited by law. **Exception:** CADORA, Pony Club and 4H.
5. The US Equestrian is not responsible for any errors in publication or for the use of its copyrighted materials in any unauthorized manner.
6. The EC tests up to and including Fourth Level may be used at provincially/territorially (PTSO) sanctioned competitions provided these competitions meet minimum national safety standards (as outlined in the EC / PTSO Service Agreement) and do not compete with EC sanctioning criteria for Bronze, Silver and Gold competitions. The test user fee is payable to EC in accordance with the *Schedule of Fees* on the EC website www.equestrian.ca
7. Under no circumstances may the EC tests be used at non-EC-/PTSO-sanctioned competitions. Any non-EC-/PTSO-sanctioned competition found to use the EC tests will face legal action from EC.

ARTICLE E 3.7 PURPOSE OF TESTS FOR DRESSAGE/ PARA DRESSAGE COMPETITIONS

1. Objectives and standards for national tests:
 1. **Para Dressage:** Para dressage tests provide riders with a physical or visual impairment the opportunity to compete against other riders with similar abilities. Riders are classified and given a “Grade” based on their functional ability and are then judged on their riding skill against other riders of the same Grade.
 2. **Introductory:** To introduce the rider and, or horse to the sport of dressage. To show understanding of riding the horse forward with a steady tempo into an elastic contact with independent, steady hands and a correctly balanced seat. To show proper geometry of figures in the arena with correct bend (circles and corners).
 3. **Training Level:** To confirm that the horse demonstrates the correct basics, it is supple and moves freely forward in a clear rhythm with a steady tempo, accepting contact with the bit.
 4. **First Level:** To confirm that the horse demonstrates the correct basics, and in addition to the requirements of Training Level, has developed the thrust to achieve improved balance and a degree of thoroughness ~~thoroughness~~ and is reliably on the bit and accepts the contact without any tension or resistance.
 5. **Second Level:** To confirm that the horse demonstrates correct basics, and having achieved the thrust required in First Level, now accepts more weight on the hindquarters (collection); moves with an uphill tendency, especially in the medium gaits; and is reliably on the bit. A greater degree of straightness, bending, suppleness, thoroughness ~~thoroughness~~, balance and self-carriage is required than at First Level.
 6. **Third Level:** To confirm that the horse demonstrates correct basics and having begun to develop an uphill balance at Second Level, it now demonstrates increased engagement, especially in the extended gaits. Transitions between collected, medium and extended gaits should be

well defined and performed with engagement. The horse should be reliably on the bit and show a greater degree of straightness, bending, suppleness, thoroughness, balance and self-carriage than at Second Level.

7. **Fourth Level:** To confirm that the horse demonstrates correct basics, and has developed sufficient suppleness, impulsion and thoroughness to perform the Fourth Level tests which have a medium degree of difficulty. The horse remains reliably on the bit, showing a clear uphill balance and lightness as a result of improved engagement and collection. The movements are performed with greater straightness, energy and cadence than at Third Level.

ARTICLE E 3.8 MISCELLANOUS CLASSES

1. These classes may be offered by any EC dressage competition using ART A503 Miscellaneous Classes. Miscellaneous Western Dressage, Pony Club or Eventing/Horse Trials Dressage Tests should refer to those specific discipline rules.

ARTICLE E 3.9 EQUIVALENCIES – EC/FEI TESTS

1. All FEI Pony Rider and FEI Children’s Tests are similar to Second Level
2. All FEI Junior Rider Tests are similar to Third Level
3. All FEI Young Rider Tests are similar to Prix St. Georges
4. The FEI 4-Year-Old Test is similar to First Level
5. The FEI 5-Year-Old Test is similar to Second Level
6. The FEI 6-Year-Old Test is similar to Third Level
7. The FEI 7-Year-Old Tests are similar to Fourth Level

Note: There are no comparisons between para dressage tests and dressage tests. Para dressage tests are based on the classification grading system. EC dressage tests are based on the training scale of the horse

ARTICLE E 7.10 COMPETITION MANAGEMENT

1. Background music, of a suitable composition so as not to disturb the horse, may be played during all classes, except when freestyle music is being played. It is strongly recommended that organizers avoid running freestyle classes at the same time as technical classes.
2. Videographers/photographers may NOT enter inside any warm-up arena or competition arena including the space around the competition arena within the overall enclosure or field of play. To avoid distracting horses, competitors, officials, and spectators, they may only operate from the outside of any warm-up or field of play (FOP). No non-accredited photographer or videographer is allowed within the identified space. **Exception:** competitions that have approved a stationary videographer/photographer that has also been present for an officially scheduled familiarization for all competitors. This also applies to the connecting area between warm-up and FOP. See Glossary for Field of Play (FOP) definition.
3. There is no time limit for the execution of Introductory through Fourth Level, EC Para Dressage and FEI dressage or para dressage-technical tests. The time shown on the test is for information only. There are time limits on all freestyle tests.

4. Scheduling: No competitor/rider may ride back to back tests at any level without at least one test ride time in between rides.
~~Inserts: Classes may only be split up to allow for minimum times to be accomplished.~~
5. Ride/Posted ride times may change due to weather or other factors within reason. It is the responsibility of the rider to confirm their ride times. ~~posted by NOON the day prior to the first day of classes will not be changed or additional/Additional classes may be offered provided due notice added without due posted notice to all competitors (i.e. at least 2 (two) hours prior to the start of a class) is issued to competitors/riders. A copy of such changes must be included in the steward's report.~~ See General Regulations ART A601.5 and ART A601.6.
6. No rider can be required to ride prior to their scheduled time, however, as a matter of courtesy and to aid in the efficient running of the competition, riders should be aware that they may be asked, with due notice, to advance their showing times. —move to class time section.
~~There are time limits on all freestyle tests.~~
~~In all EC Gold, Silver and Bronze competitions as well as at all Championships, athletes wishing to compete in two categories of a level or a division (e.g. Junior/Open or Amateur/Open) will pay two entry fees, but may ride one test; their score will count for both categories. The organizing committee has the option of holding individual classes for each category or holding one class and allowing entries in more than one category.~~

ARTICLE E 7.11.3.11 CONDITIONS OF PARTICIPATION

ARTICLE E 7.11.1-3.11.1 PASSPORT/HORSE IDENTIFICATION DOCUMENTATION

1. Horse Identification/recording documentation is required for EC Silver and Gold competitions. For complete rules on horse identification requirements see the EC General Regulations, Section A, Chapter 4 Horse Recording/Recordings and EC National Passports.

ARTICLE E 7.11.2-3.11.2 COMPETITION NUMBER

1. Competition numbers are assigned by the organizer and must be worn at all times when the horse/pony is outside the stall. Failure to display the assigned competition number will incur a recorded warning for the first offence and, in the case of second or subsequent offences, possible elimination or disqualification at the discretion of the ground jury.
~~It is compulsory for the/The horse's assigned competition number to/must be worn by the horse or athlete/rider/handler when/whenever the horse is outside the stall, from the time that the number is issued until the end/conclusion of the competition, so that officials can identify the horse. This ensures that the horse can be identified by officials.~~
2. Each rider/horse combination must have a unique number for the competition. Horses/ponies being shared by more than one rider will require separate numbers for each combination.
3. In the event that a rider/horse combination is entered in a multi-sanctioned competition (i.e. Bronze/Gold competition) they will require a separate number for each competition sanctioning level (i.e. number for the Bronze competition

and a separate number for the Gold competition etc.) This is to assist the officials in correctly identifying the combination and the competition.

4. **Exception:**—Horses/~~ponies~~ stabled permanently on the competition site are exempt unless competing. Riders must present themselves to stewards before riding in competition designated areas and they will be subject to all EC competition rules in those competition designated areas.

~~Failure to display this~~the assigned competition number will incur a warning for the first offence and, in the case of second or subsequent offences, possible elimination or disqualification at the discretion of the ground jury.

~~Each horse/pony/rider~~rider/horse combination must be assigned a different competition number.

ARTICLE E 7.11.3.3.11.3 NON-COMPETING HORSES

1. Any horse arriving on the competition grounds but not competing will be subject to all EC ~~and~~ competition rules and must be assigned a competition number that must be worn when the horse is outside the stall.

~~Passports are not required.~~

Exception: Horses stabled permanently on the competition site are exempt unless competing.

ARTICLE E 7.11.4-3.11.4 HORSES

1. To be eligible to compete in under saddle ~~Dressage~~dressage and para dressage classes, horses must be a minimum of ~~three (3)~~3 years old.

~~The height at the withers must exceed one meter forty eight (1.48m) without shoes and one meter forty nine (1.49m) with shoes.~~

~~Completely blind horses are not eligible to enter Dressage competitions sanctioned by EC.~~

2. The minimum age at which a horse may compete in FEI Junior tests is ~~six (6)~~6 years old.

3. The minimum age at which a horse may compete at Prix St. Georges and Intermediate I is ~~seven (7)~~7 years old.

4. The minimum age at which a horse may compete above Intermediate I is ~~eight (8)~~8 years old.

5. The horse's height at the withers must exceed 1.48m without shoes and 1.49m with shoes.

6. Completely blind horses are not eligible to enter EC sanctioned dressage or para dressage competitions.

ARTICLE E 7.11.5.3.11.5 PONIES

1. A pony is a small horse whose height at the withers, having been measured on a smooth level surface, does not exceed ~~one meter forty eight (1.48 m)~~1.48m without shoes and ~~one meter forty nine (1.49 m)~~1.49m with shoes. Refer to Section A General Regulations Chapter 11 for measuring information. At FEI Events only, refer to FEI Veterinary Regulations for measuring information.

2. All ponies competing in pony restricted classes, must have a permanent measurement card or, in the case of a horse or pony under eight years of age, a temporary measurement form. See Section A, Chapter 11. All pony athletes whether junior or open must provide proof of measurement of the pony on which they compete.

~~To be eligible to compete, all ponies must be a minimum of four years old.~~

3. Ponies may be ridden by **adults in any class that is not age restricted.** ~~an adult in classes other than those designated for ponies or juniors.~~
4. **To be eligible to compete, all ponies must be a minimum of four years old.**
5. The minimum age at which a pony may compete at Prix St. Georges and Intermediate I is 7 years old.
6. The minimum age at which a pony may compete at ~~Intermediate above Intermediate I~~ is 8 years old.
7. Completely blind ponies are not eligible to enter ~~Dressage EC sanctioned dressage or para dressage~~ competitions, sanctioned by Equestrian Canada.
The minimum age at which a pony may compete at Prix St. Georges is seven (7) years.
The minimum age at which a pony may compete at Grand Prix is eight.
In FEI Youth classes, ponies may be ridden only in FEI Pony and FEI Children classes and must be a minimum of six years old. They may not be ridden in FEI Junior or Young Rider classes. However, juniors may ride ponies at any other test level in EC competitions.

ARTICLE E 7.11.6.3.11.6 STALLIONS

1. Decisions as to the manageability of stallions are at the discretion of the judge or steward. Unmanageable stallions must be excused from the ring and/or ~~warm up ring~~ **warmup arena.**
2. Juniors are allowed to ride stallions in all classes in which the junior is eligible to compete.
3. A competent adult handler/person(s) responsible must accompany any junior riding or handling a stallion at a competition.

ARTICLE E 7.11.7.3.11.7 DANGEROUS/UNRULY HORSES

1. Judges are required to eliminate from the arena any unruly horse whose actions threaten competitors **riders**, officials or spectators.
2. The senior steward **at the competition** is required to order from the ~~warm up~~ **warmup** area any ~~athlete~~ **rider**, horse, or handler who exhibits inappropriate or dangerous behavior or whose actions would in any way threaten the safety of any competitor, their entries or the safety of others in the immediate area. In extreme cases where the safety of others is a concern, the senior steward may eliminate any ~~athlete~~ **rider**, horse or handler from the showground.

ARTICLE E 7.11.8.3.11.8 CROSS ENTERING AND NUMBER OF ATHLETESRIDERS ALLOWED

1. More than one ~~athlete~~ **rider** may ride the same horse/pony ~~at in~~ a competition providing the horse/pony is not entered by two ~~athletes~~ **riders** in the same class.
2. The ~~athletes~~ **riders** can both be juniors or amateur/open or any mixture of these providing they are not in the same class unless the class is divided into separate categories for the purpose of ribbons.
No horse/pony may be ridden in more than four tests (including the freestyle) in one day.
3. The horse/~~pony~~ **pony** must not compete against itself.
4. An ~~athlete~~ **A rider** may enter classes run under different licences at one competition providing the ~~athlete~~ **rider** has the requisite sport licence **and horse recording.** /Horse Recording or EC National Passport. E.g. An athlete may compete in gold/bronze, silver/gold etc. classes at one competition. See 7.11.9.1 for maximum tests per day.

ARTICLE E 7.11.9.3.11.9 MAXIMUM NUMBER OF LEVELS/TESTS/CLASSES PER HORSE PER DAY

1. Horse/rider-Rider/Horse combinations:

1. For classes at the Equitation, Rising Stars Equitation, Materiale, Introductory, Training, First, Second levels and all para dressage national tests plus FEI Grade I and II tests and FEI Children, FEI Pony and FEI 4 and 5 year old tests - a horse/rider-rider/horse combination may compete in any 2, but only 2, consecutive levels/divisions and may compete up to a maximum of 3 tests per day including the freestyle. In-hand classes are exempt from this rule.
2. For classes at the Third, Fourth and FEI Junior levels plus FEI Grade III, IV, V and FEI 6 and 7 year old tests - a horse/rider-rider/horse combination may compete in any 2, but only 2, consecutive levels/divisions and up to a maximum of 2 tests per day including the freestyle. In-hand classes are exempt from this rule.
Exception: Rider/horse combinations may in addition to the above compete in an Equitation or Rising Stars Equitation class.
3. For classes at the FEI Young Rider, FEI Prix St. George, FEI Intermediate I, FEI Intermediate II, FEI Intermediate A, FEI Intermediate B, FEI Grand Prix U25, FEI Grand Prix levels - a horse/rider-rider/horse combination may compete in a maximum of 1 test per day including the freestyle. In-hand classes are exempt from this rule.
Exception: Rider/horse combinations competing in the FEI Young Rider division may compete in an FEI Young Rider Freestyle test in addition to one FEI Young Rider technical test per day.

2. Horse or pony:

1. For classes at the Equitation, Rising Stars Equitation, Materiale, Introductory, Training, First, Second levels and all para dressage national tests plus FEI Grade I and II tests and FEI Children, FEI Pony and FEI 4 and 5 year old tests - a horse may compete in a maximum of 3 tests per day.
2. For classes at the Third, Fourth and FEI Junior levels plus FEI Grade III, IV, V and FEI 6 and 7 year old tests - a horse may compete a maximum of 2 tests per day. Exceptions: Apply in situations where the horse is shared between a dressage and para dressage Grade I or II rider. In these cases, a horse may compete in up to 3 tests per day.
Exception: Horses or ponies may in addition to the above compete in an Equitation or Rising Stars Equitation class.
3. For classes at the FEI Young Rider, FEI Prix St. George, FEI Intermediate I, FEI Intermediate II, FEI Intermediate A, FEI Intermediate B, FEI Grand Prix U25, FEI Grand Prix levels - a horse may compete in a maximum of 1 test per day. Exceptions: Apply in situations where the horse is shared between a dressage and para dressage Grade I or II rider. In these cases a horse may compete in up to 2 tests per day.
Note: The maximum test per day restrictions also applies when competitions are running different levels of sanctioning at the same competition i.e. Bronze and Gold competition or Bronze, Silver, Gold competition etc.

Exception: Horses or ponies competing in the FEI Young Rider division may compete in an FEI Young Rider Freestyle test in addition to one FEI Young Rider technical test per day.

A horse/athlete combination may compete in any two, but only two consecutive levels and a maximum of four tests per day including the freestyle for Introductory, Training and First levels, and three tests per day including the freestyle for Second, Third and Fourth levels and all FEI tests.

No horse may compete in more than four tests or rides combined per day, including the freestyle subject to E 7.11.9.1 above.

When more than one athlete competes on the same horse, the horse may not compete against itself and may not compete in more than four tests or rides per day including the freestyle if the tests or rides are First level or below and three tests or rides per day at Second level or above. See E 7.11.9.1.

Equitation, Materiale and non-EC classes are included in the maximum of four classes per day at First level or below and three classes at Second level or above. See E 7.11.9.1.

In-hand classes are exempt from this rule.

Note: When riding FEI tests in EC competitions, FEI Intermediate I and FEI Intermediate II tests are not consecutive levels. FEI Intermediate I is part of the small tour and Intermediate II is part of the Grand Prix division.

Note: For Para Dressage athletes riding Para Dressage tests see Chapter 6 Para Dressage.

ARTICLE E 7.11.10.3.11.10 SUBSTITUTIONS

1. A horse/pony may compete with a substitute athlete-rider and a rider may compete with a substitute horse providing the athlete-rider is eligible to enter the class and pays any substitution fee required by the show organizer.

An athlete may compete with a substitute horse/pony providing the horse/pony is eligible to enter the class and the athlete pays any substitution fee required by the show organizer.

2. Organizers must assign a new number to a substitute horse/athlete-rider if the substitution takes place after the original entry has been assigned a number.

Note: Show organizers are not obliged to allow substitute entries.

Note: When qualifying criteria apply to a horse/athlete-rider/horse combination entered in a class, no substitution of horse or athlete-rider may be made.

ARTICLE E 7.11.10.3.11.11 HORS CONCOURS

1. With permission of the organizing committee, horses may be entered hors concours (non-competitive).

2. Hors concours entries are not eligible for prizes, placings or awards.

3. Such entries must pay the full entry fee and are subject to all EC rules, including having an EC horse identification recording where required.

4. A horse may be ridden both as an hors concours entry and a competitive entry at the same competition. The maximum number of tests ridden whether competitive or not is four per day including freestyle subject to Article E 7.11.9.1ART E 3.11.9.

5. An hors concours entry in a freestyle must have qualified to ride the freestyle (see E 10.6.1ART E 10.2).

6. It does not matter in what order the hors concours and competitive tests are ridden as long as provided the horse/athlete-rider combination only competes in

one category. No cross entering between Amateur/Junior and Open is allowed having ridden hors concours. Cross entering between Amateur/Junior and Open is not permitted with hors concours entries.

7. Hors concours entries are not permitted in championship competitions (See ART E 7.1).

ARTICLE E 7.11.12.3.11.12 SCHOOLING OF HORSES/PONIES

Schooling of horses/ponies at non-championship competitions may only be done by EC Sport Licence holders.

All competing horses/ponies being schooled must wear a competition number when outside the stall.

At Silver and Gold Championships, schooling of horses/ponies may be done only by the competing athlete from their arrival on the show grounds until their last class ridden, under penalty of elimination. A groom mounted in the saddle may walk the horse/pony on a long rein. Note: for Para Dressage athletes riding Para Dressage tests see Chapter 6 Para Dressage.

4. Lungeing (unmounted) and work in hand may only be done by the athlete, owner, coach, groom or person(s) responsible. For lungeing equipment rules see 4.9A.4.

1. At least one warmup or schooling arena, the same size as the competition arena, must be available for the riders at least 60 minutes before the first ride of the competition. If possible, the footing in this warmup /schooling arena should be of the same consistency as that of the competition arena. Where space permits, it would be ideal if a separate 20 x 60 m marked warmup / schooling arena can be provided for riders and /or for the final warmup before entering the competition arena.
2. Where it is not feasible to provide a warmup / schooling arena of 20 x 60 m, the riders must be permitted to exercise their horses in the competition arena. A schedule of practice times must be clearly posted.
- 4-3. Schooling of horses/ponies at EC sanctioned competitions may only be done by EC Sport Licence holders. For Championships see ART E 7.3. The rider must provide the show office with the name and EC sport licence number for anyone designated to school their horse in competition designated areas.
4. It is not permitted to lunge a mounted horse or work a horse in-hand at any competition. Lunge a mounted work a horse in hand at any competition site whether or not the horse is entered in the competition.

ARTICLE E 7.11.13.3.11.13 RETIREMENT CEREMONIES

1. If a retirement ceremony is to be held at an EC sanctioned competition, it is the duty of the organizing committee and the owner to notify the Equestrian Canada, EC Dressage Department, of the name and passport/horse recording number of any the horse being retired, at a ceremony held under its auspices.
2. Horses officially retired at a retirement ceremony may only be permitted to enter further EC sanctioned competitions if, at the request of the owner written approval is provided by Equestrian Canada, the EC Dressage Department. The owner must outline clearly in writing the rationale for the horse to be entered in further EC sanctioned competition following retirement e.g. to provide a schoolmaster to develop future riding talent for team-Canada.

ARTICLE E 7.12.3.123.11.14 COMPETITION ARENA

1. The competition area includes the arena (the FOP) plus surrounding area which competitorsriders use just prior to their test. On no account and under penalty of disqualification, may a competitorrider/horse use the competition arena or area immediately surrounding the arena, other than during their performance in the competition unless it is a competition rule to allow such access, and the areas are available to all competitorsriders. Exceptions may be made by the EC steward, FEI technical delegate or president of the ground jury.
2. Arena fence conditions must be the same for all competitorsriders in a class.
3. Judges and Dressage stewards must check the correctness of the arenas.
4. Dressage stewardsStewards must supervise the warm-upwarmup areas.
5. In the event that there isIf there is more than one competition ring, signage should be posted at all rings as to what the judge's signal will be.
The inside measurements of the competition arena must be 20 meters wide and 60 meters long for all tests above Training Level.
Note: for Para-Dressage athletes riding Para-Dressage tests see Chapter 6 Para Dressage.
At Introductory and Training Level, competitions have the option of using the 20x40 meter arena.
At championship competitions all EC Dressage tests must be ridden in the 20 x 60 meter arena.
Note: Refer to E ART 6.4.8 and 7.23B. 13 for the arena sizes for Para Dressage tests.
6. The arena must be flat and level and be predominantly sand.
Championship competitions must not be held in grass arenas.
7. The difference in elevation across the diagonal or along the length of the arena must not exceed 0.50 meters. The difference in elevation along the short side must not exceed .20 meters.
8. The enclosurecompetition arena must consist of a low fence, about 0.30 meters in height with the only opening being at the entrance at A. The gate at A must be easy to remove and replace
9. The entrance at A must be 1.5 to 2 m4 m wide.
The gate at A must be easy to remove and replace.
10. The section of fence at A can remain open. If left open, it must be left open for every rider in the class. Exception: see ART E 7.1. If left open, it must be left open for every rider in the class, except at Gold national, regional and provincial Championships and Silver Championships. If left open, it must be left open for every competitor in the class. At championship competitions the gate must be closed while the competitor is in the arena.
11. The construction of the fence should be such that a horse's hooves cannot get caught. Rope fence is not allowed.
12. Where a chain fence is used, it must be plastic and it must have separate pieces at the corners; stakes may only be used at the corners and such stakes must be covered. The chain must be able to fall free of all other supports.
13. Whenever possible, at outdoor competitions, the arena must be separated from the public by a distance of 15 meters15 m. If the competition arena is within a fenced area such as a paddock, follow 7.15.
14. Indoor competitions should separate the arena from the public by a distance of 3 meters3 m and whenever possible 2 meters2 m from the wall.

~~If adjacent arenas (warm up and/or competition) are in close proximity, it is recommended that there be ten meters between outdoor rings and three meters between indoor rings.~~

- ~~The letters outside the competition arena should be placed about 0.50 meters~~0.50m from the fence and clearly marked. It is desirable to place a special mark on the inside of the fence itself, level with and in addition to the letter concerned.
- ~~The letter A must be placed at least 5 meters~~5 m away from the arena and may be placed up to ~~15 meters~~15 m away.

ARTICLE E 7.13-13.12 CLASS BREAKS/FOOTING MAINTENANCE

- ~~At EC competitions it is desirable to provide for a break of about 10~~15 minutes per hour or ~~two~~every 2 hours, as the schedule permits, to reconstitute the surface of the ~~ground~~arena.

ARTICLE E 7.14 RESERVED FOR FUTURE USE

ARTICLE E 7.15-143.13 INDOOR/OUTDOOR ARENAS - LIMITED SPACE

- ~~At an indoor/outdoor competition where space and/or~~and, or footing conditions do not permit riding around the outside of the arena, the ~~athlete~~rider is allowed into the arena and is free to use the whole arena prior to the start signal. The ~~athlete~~rider must start the test within 45 seconds of the start signal.
- ~~After the bell has sounded, the rider has the option to exit and re-enter the arena from the outside or to commence the test from within the arena.~~is rung and if practical, the athlete~~rider~~rider will leave the ring ~~arena~~arena before commencing the test.

ARTICLE E 7.16 PRACTICE ARENA / 3-153.14 LUNGEING

~~At least one practice arena the same size as the competition arena must be available for the competitors at least 60 minutes before the first ride of the competition. If possible, the footing in this arena should be of the same consistency as that of the competition arena. Where space permits, it would be ideal if a separate 20 x 60 marked warm-up arena can be provided for FEI competitors and /or for the final warm-up before entering the competition arena.~~

~~Where it is not feasible to provide a practice arena of 20 X 60 meters, the competitors must be permitted to exercise their horses in the competition arena. A schedule of practice times must be clearly posted.~~

- ~~Show organizers are not obliged to provide a lungeing area.~~
- ~~Lungeing is permitted only in designated areas if space permits.~~
- ~~Lungeing is not permitted in an area where horses are being ridden.~~
- ~~Lungeing and work in hand (unmounted) may only be done by the athlete~~rider, owner, coach, groom or person(s) responsible. For lungeing equipment rules, see E4.9
- ~~It is not permitted to lunge a mounted horse at any competition site; whether or not, the horse is entered in the competition.~~
- ~~Only unmounted horses may be lunged. One lunge line only is allowed and may be attached to a snaffle bridle/bridoon or lungeing~~lungeing ~~cavesson. Single direct side reins or double side reins (triangle) are permitted. No other lungeing~~lungeing devices may be used. Attaching the lunge line to a curb bit is ~~not permitted.~~

7. A standard lungeing whip is permitted when lungeing an unmounted horse.

Lungeing is permitted only in designated areas if space permits.

Lungeing is not permitted in an area where horses are being ridden.

Show organizers are not obliged to provide a lungeing area.

ARTICLE E 7.173-163.15 OFFICIALS REQUIRED

1. The invited judges compose the ground jury and must be selected from a current roster of licensed Dressage dressage judges of a national federation National Federation (NF).

2. The steward must be selected from the current EC roster of licensed EC Dressage stewards dressage and para dressage stewards.

Ground Jury Specifications:

Gold National Championships require the following: All Judges for the Gold National Championships must be Canadian citizens or permanent residents of Canada.

The panel for all FEI tests will be made up of 3 EC senior judges (judges may also hold FEI status) (see ART 7.23 B).

The panel for all national tests will be made up of 2 EC judges, 1 senior and 1 medium (see ART 7.23 B).

Gold Regional/Provincial Championships one Senior judge or one FEI Judge per ring is permitted but if at all possible, show organizers are encouraged to use two judges per ring, both of which must be Canadian.

Silver Provincial Championships One judge per ring is permitted. Judges must be Canadian citizens or permanent residents of Canada. The judge must be a Medium, Senior or FEI. Basic judges may be guest carded for appropriate levels.

Officials required for FEI Young Horse classes, see Chapter 13 and the FEI Rules.

Officials required for Dressage Sport Horse Breeding Classes See Chapter 11.

Guest Cards for officials: see 15.3 and 16.8

For complete rules on officials see Chapter 14 (Judges) and Chapter 15 (Dressage Stewards).

Note: It is mandatory that a Canadian judge be on a panel at all Canadian Championships.

Note: The names and qualifications of the judges for all EC Gold and Silver competitions must be submitted to the EC Competitions Department for approval.

ARTICLE E 7.18 OFFICIALS REQUIRED AT NON-CHAMPIONSHIP COMPETITIONS

See Article E3.0.

ARTICLE E 7.193-173.16 JUDGES' POSITIONS

A. Technical Classes

1. If there is only one judge, they must be positioned at C.

2. If there are two judges, one must be at C and the second judge can be at E, B, H, or M, whichever is most convenient for the competition.

3. When three judges are officiating on the same ring, one must be positioned at C and the other two should be at M and E or H and B.

4. When there are five judges, the president of the jury is at C, one judge must be at M and H and the remaining two are to be positioned at E and B. The judges at M and H are to be positioned ~~2.5 meters~~ **2.5 m** closer to the centerline than the long wall of the arena.
5. All judges must be on the outside of the arena. They should be a minimum of ~~3 meters~~ **3 m** and maximum of ~~5 meters~~ **5 m** from the arena at outdoor competitions and preferably a minimum of ~~3 meters~~ **3 m** from the arena at indoor competitions.
6. In Children's tests if there are two or three judges, one judge must be at "C" to judge the technical portion of the test while the other judge(s) are placed at E or B to judge the quality portion of the test. In the event there is only one judge, the judge must be placed at "C" and can only judge the technical portion of the test.
7. In the 7-Year-Old Young Horse Test, one judge must be placed at "C" to judge the technical portion of the test and the other judge(s) placed at either E or B to judge the quality portion of the test.

B. Freestyles Classes

1. When two or three judges officiate in a freestyle class, one must be located at B or E unless there is insufficient space available. When one judge officiates in a freestyle class that judge must be placed at C.
2. When two judges officiate in a freestyle class, one judge must be placed at C and the other judge placed on the long side at E or B, space permitting.
3. When three judges officiate in a freestyle class, one judge must be placed at C, one judge must be placed at either H or M and one judge must be placed on the long side at E or B, space permitting.

ARTICLE E 7.203.183.17 JUDGES' BOOTHS

1. A separate ~~hut or platform~~ **booth** must be provided for each judge. ~~The booth must be raised at least .50 meters~~ **0.50 m** or possibly a little higher (especially in the case of freestyle tests) in order to give the judges a good view of the arena. ~~When computer scoring is used, the booth must be large enough to accommodate three persons.~~
2. Judges booths placed at E and B must be equipped with side windows.

ARTICLE E 7.213.493.18 SCORING AND MARKING OF TEST SHEETS PAPER SCORING, JUDGES' SCRIBES, PAPERLESS SCORING AND THE MARKING OF TEST SHEETS

A. Paper Scoring

1. All test sheets must be filled in using pen ~~and not pencil.~~
2. All marked tests sheets must contain ~~a competitor~~ **the rider's name and** entry number. ~~All marked tests must contain the competition name, competition date and judge's name and signature, name on at least one test sheet.~~
3. The judge must initial any changes in the marks given **prior to being submitted for scoring.**
4. Before the judge's scores are handed over for totaling, all movements must be marked and the sheets must be signed by the judge, otherwise the sheet must be returned to the judge for further verification.
5. Judges' marked **Marked** sheets must be treated as confidential until given to the ~~competitor~~ **rider**, when they become their private property.

6. Each judge must be assisted by a scribe fluent in English or French as required by the judge.
7. Scribes must have knowledge of the tests being ridden.
8. A scribe must not be an owner, coach/trainer or family member of a competitor/ rider/horse in the class(es) in which they are scribing.
9. Every effort should be made to assign one scribe only to each judge for the duration of the competition. In special circumstances, a maximum of one change of scribe per judge per day may be made.
First time scribes are not permitted to scribe above second level.
First time scribes are not to be used at a championship.
10. EC Dressage/dressage/para dressage judges may act as scribes.
- ~~1. Judges' scribes for championship competitions must have in depth experience and proven competence as a scribe.~~

B. Paperless Scoring

1. The use of a paperless judging system is subject to EC approval and must be stated in the event prizelist.
2. Only EC approved paperless judging systems may be used.
3. Using a system that has not been approved by EC may lead to EC invalidating the results and EC may sanction the OC.
4. In any event, a paper version of the tests must be available to the judges during competition as a backup.
5. The electronic judges' sheets will be made available to the riders in an electronic format after the competition.

ARTICLE E 7.223.203.19 PROTOCOL

- ~~All officials, judges, Dressage stewards and scribes must be appropriately dressed (jeans, shorts, tank tops, etc. are not acceptable).~~
1. All officials (Judges, Stewards, Scribes etc.) must be professionally and appropriately dressed.
 2. Judges must be on the grounds 20 minutes (minimum) before their first class.
 3. Dressage stewards/Stewards must be on the grounds 1 hour before the first ride of each day.
 4. Scribes must be on the grounds 30 minutes before their first class.
 5. It is the responsibility of a competition committee using a foreign judge to forward to that judge, well in advance of the competition, a copy of the EC Section A and Section E rules. Dressage rules and tests to enable the judge to study them before officiating.
 6. All judges must receive, well in advance of the competition, copies of the tests they will judge and a prize list of the show.
Ribbon & Award Presentations: Those persons in the ribbon and award presentation party should dress neatly and in accordance with the dignity of the ceremony (no shorts, tank tops, jeans, etc). Athletes should refer to the prize list for information regarding prize giving ceremonies.

ARTICLE E 3.213.20 TEST OF CHOICE

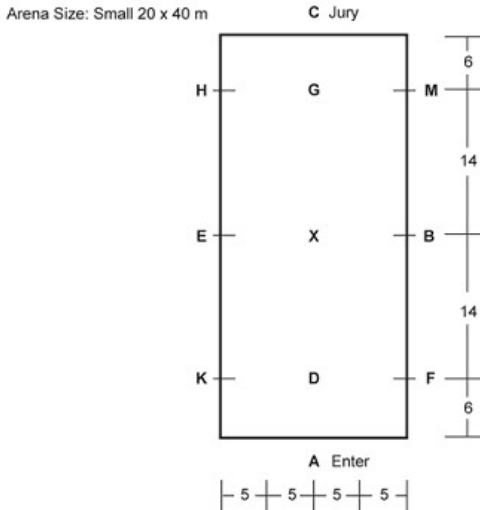
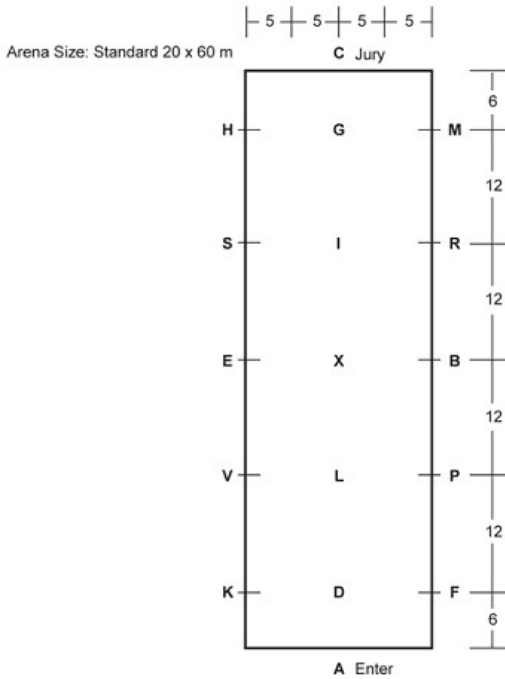
1. Dressage tests ridden in Test of Choice (TOC) classes cannot be used as qualifiers for Gold National Championship or for National Rankings
2. Dressage tests ridden in Test of Choice (TOC) classes may be used as qualifiers for Gold Provincial or Regional Championships as well as for Silver Championships and team qualification, if permitted in the team qualification

criteria. Dressage tests ridden in TOC classes may also be used to qualify for Silver sanctioned show championships.

3. Para dressage tests ridden in TOC classes may be used as qualifiers for Gold Provincial, Regional and National Championships as well as for Silver Championships and team qualification, if permitted in the team qualification criteria. Para dressage tests ridden in TOC classes may also be used to qualify for Gold or Silver sanctioned show championships.
4. Organizing committees may offer TOC classes in any division where it is beneficial for the competition and riders, i.e. where it is expected that there will be several one entry classes such as FEI classes.

ARTICLE E 3-223.21 ARENA DIAGRAMS

All measurements in metres. 1 m equals 3.3 feet



CHAPTER 4 DRESS, SADDLERY AND EQUIPMENT

ARTICLE E 4.0 SAFETY HEADGEAR

All ~~athletes~~riders, regardless of age or level of competition, must wear properly fitted and fastened safety approved protective headgear including a chin strap (specified for equestrian sports) at all times when mounted at any EC-sanctioned ~~Dressage~~dressage or ~~Para-Dressage~~para dressage competition at the event location. ~~(See Glossary—Headgear Standards).~~

Note: At the tack check that follows the test, the steward may ask the athlete-rider to dismount so that the headgear can be inspected for safety standard labelling. ~~See Glossary, Section A—Headgear Standards.~~

ARTICLE E ~~4.0.14.1~~

SAFETY VESTS

Any athlete-rider competing in an EC sanctioned ~~Dressage~~dressage or para dressage competition is permitted to wear a safety vest including an inflatable safety vest which is tethered to the saddle. The vest must conform to the rules governing jacket colours.

ARTICLE E ~~4.1-4.2~~ DRESS – FOR EC SANCTIONED, BRONZE, SILVER AND GOLD, SILVER AND BRONZE LEVEL COMPETITIONS

1. At all test levels, athletes-riders may wear jackets or vests in any single colour with subtle pin striping, checks or tweeds. Striped or multi-coloured coats or jackets are not permitted. Tasteful and discreet accents, such as a collar or a different hue or modest piping or crystal decorations, are acceptable. Protective headgear, stocks, chokers, ties, gloves, breches and riding boots may be of a matching colour to the coat.
2. Failure to comply with the above-listed dress regulations may result in a recorded warning.will result in elimination from the class

ARTICLE E ~~4.1.14.2.1~~ FEI TESTS FROM JUNIOR TO GRAND PRIX INCLUDING FEI PARA DRESSAGE TESTS PLUS DEVELOPING HORSE PRIX ST GEORGES / GRAND PRIX; INCLUDING FEI 7 YEAR OLD YOUNG HORSE IN ALL EC SILVER AND GOLD SANCTIONED COMPETITIONS INCLUDING CHAMPIONSHIPS

1. Any single coloured jacket; short; cutaway with short tails or tailcoat; or tailored ~~Dressage~~dressage vest with subtle pin striping, checks or tweeds (~~see E.4.1.~~) with a long or short sleeved shirt. Contrasting collars, points, modest piping or crystal decorations are allowed. ~~(See E 4.1.7)~~
2. Safety approved protective headgear.
3. White, light or dark coloured breeches; bright colours or patterns are not permitted. Contrast piping is allowed.
4. Tie, bow tie, choker or hunting stock of any colour.
5. Gloves, black, brown, or white or colour matching the jacket.
Note: Velcro gloves and Velcro reins are prohibited. in FEI tests.
Exception: Para Dressage athletes—gloves are optional. See Article 6.12.4
- 5-6. Dark or colour coordinated riding boots (plain, laced or with zippers)
7. Spurs are optional-, see ART E 4.2.8. See Article E 4.1.8.

6.8. Exceptions to the dress rules for para dressage riders can be found in ART E 6.7.

ARTICLE E 4.1.24.2.2 FEI CHILDREN AND FEI PONY TESTS IN ALL EC SILVER AND GOLD SANCTIONED COMPETITIONS INCLUDING CHAMPIONSHIPS

1. Any single coloured short jacket, cutaway with short tails, club uniform coat or tailored Dressage-dressage vest with subtle pin striping, checks or tweeds (see E.4.1.) with a long or short sleeved shirt. Contrasting collars, points, modest piping or crystal decorations are allowed. (See E.4.1.7)
 2. Safety approved protective headgear.
 3. White, light or dark coloured breeches or jodhpurs with jodhpur boots; bright colours or patterns are not permitted. Contrast piping is allowed.
 4. Tie, bow tie, hunting stock or choker of any colour
 5. Gloves; black, brown, ~~or~~ white, or colour matching the jacket. Note: Velcro gloves and Velcro reins are prohibited in FEI tests
 6. Dark or colour coordinated riding boots (plain, laced or with zippers)
 7. Note: For FEI Child or Pony classes, spurs Spurs are optional, see ART E 4.2.8. but if spurs are used, only blunt metal spurs no longer than 3.5 cm measured from boot to tip of spur are allowed. Rowels on spurs are not allowed.
- 7.8. Exceptions to the dress rules for para dressage riders can be found in ART E 6.7.

ARTICLE E 4.1.34.2.3 INTRODUCTORY THROUGH FOURTH LEVEL, PARA DRESSAGE NATIONAL TESTS, RISING STARS EQUITATION; INCLUDING FEI 4, 5 AND 6 YEAR OLD YOUNG HORSE AND MATERIALE IN ALL EC SANCTIONED SILVER AND GOLD GOLD AND SILVER COMPETITIONS INCLUDING CHAMPIONSHIPS: INTRODUCTORY THROUGH FOURTH LEVEL, RISING STARS EQUITATION; DEVELOPING HORSE PSG/GRAND PRIX; FEI INCLUDING YOUNG HORSE AND MATERIALE

Note: See Article E.3.0 for individual differences between 'Permitted Classes' for Gold and Silver competitions.

1. Any single coloured or short jacket; cutaway with short tails or tailored Dressage-dressage vest with subtle pin-striping, checks or tweeds (see E.4.1.) with a long or short sleeved shirt with a collar. Contrasting collars, points, modest piping or crystal decorations are allowed. (tailcoats are permitted only in classes above Fourth level). Long or short-sleeved shirts may be of one or two complementary solid colours or pin striped. (See E 4.1.7)
2. Safety approved protective head gear
3. White, light or dark coloured breeches; bright colours or patterns are not permitted. Contrast piping is allowed.
4. Juniors are permitted to wear jodhpurs and jodhpur boots
5. Tie, bow tie, hunting stock or choker of any colour
6. Gloves, black, brown, white or colour matching the jacket. Note: Velcro gloves and Velcro reins are prohibited Gloves, white, light or any solid colour
Exception: Para Dressage athletes —gloves are optional. See Article 6.12.4

~~6-7.~~ Dark or colour coordinated riding boots (plain with or without boot crowns, laced or with zippers). Half chaps/boots are forbidden at Silver and Gold competitions.

~~8.~~ Spurs are optional, see ART E 4.2.8. See E 4.1.8.

~~7-9.~~ Exceptions to the dress rules for para dressage riders can be found in ART E 6.7

~~Note: See E.4.1.1 and E.4.1.2 for the dress rules for FEI tests from Children, Pony, Junior, Young Rider, through Grand Prix.~~

ARTICLE E ~~4.1.44.2.4~~ INTRODUCTORY THROUGH FOURTH LEVEL, PARA DRESSAGE NATIONAL TESTS, RISING STARS EQUITATION AND MATERIALE IN ALL EC SANCTIONED BRONZE COMPETITIONS: INTRODUCTORY THROUGH FOURTH LEVEL

1. Any single coloured short jacket; cutaway with short tails or tailored Dressage-dressage vest with subtle pin-stripping, checks or tweeds (~~see E.4.1.~~) with a long or short sleeved shirt with a collar. Contrasting collars, points, modest piping or crystal decorations are allowed. (tailcoats are permitted only in classes above Fourth level. ~~See note in E 4.1.3~~). Long or short-sleeved shirts may be of one or two complementary solid colours or pin striped. (~~See E 4.1.7~~)

2. Safety approved protective headgear

3. White, light or dark coloured breeches; bright colours or patterns are not permitted. Contrast piping is allowed.

4. Juniors are permitted to wear jodhpurs and jodhpur boots.

5. Tie, bow tie, hunting stock, or choker of any colour

6. Gloves, black, brown, white or colour matching the jacket.

Note: Velcro gloves and Velcro reins are prohibited

~~6-7.~~ Dark or colour coordinated riding boots (plain with or without boot crowns, laced or with zippers)

~~7-8.~~ Dark or colour coordinated half chaps or half boots zipped over short boots may be worn. ~~Half chaps/boots are forbidden at Silver and Gold competitions.~~

~~9.~~ Spurs are optional, see ART E 4.2.8. See E 4.1.8.

~~8-10.~~ Exceptions to the dress rules for para dressage riders can be found in ART E 6.7

ARTICLE E ~~4.1.54.2.5~~ MILITARY UNIFORMS

1. ~~Athletes-Riders~~ who are members of the police or other armed forces may wear civil or service dress.

2. Safety approved headgear must be worn instead of military caps.

ARTICLE E ~~4.1.64.2.6~~ COMPETITORS-RIDERS WITH PHYSICAL AND/OR AND, OR VISUAL IMPAIRMENTS, COMPETING IN DRESSAGE CLASSES (PARA DRESSAGE)

1. Reference Section A – ART A214 and ART E 6.6 References: Section A – Article 214.

~~1.~~ ~~Para Dressage athletes competing in non-disabled Dressage tests must conform to the dress code for their level.~~

~~2.~~ ~~Athletes must submit copies of their EC Para Dressage Dispensation Certificate and / or a copy of the EC Classification Master List with their entries. Copies~~

shall be submitted as follows: One for the steward and one for each test to be ridden.

- ~~3. Competition organizers must notify official(s) before the start of the competition that there is an athlete who will be competing with compensating aids and provide the officials with a copy of the EC Para Dressage Dispensation Certificate and / or a copy of the EC Classification Master List. A copy must be provided to the Steward(s), and a copy must be attached to each test with a notation on the front of the test sheet.~~

ARTICLE E ~~4.1.74.2.7~~ EXTREME OR INCLEMENT WEATHER CONDITIONS

1. Refer to Equestrian Canada's Guidelines For Equine Competition And Training During Extreme Environmental Conditions:
https://equestrian.ca/wp-content/uploads/Extreme-Weather-Guidelines_2025-18-15_EN.pdf
2. In the case of inclement weather, ~~competitors~~ riders may wear a suitable protective hat cover and a warm or waterproof overcoat that is transparent or conservative in colour.
3. ~~In extreme heat or humidity, a competitor rider may ask the steward for permission to ride without a jacket or vest. When permission is given jackets are excused due to excessive heat, competitors~~ riders must wear:
 1. Safety approved protective headgear.
 2. One or two complementary solid colours, pin striped, without bold pattern, long ~~or~~ short sleeved ~~or sleeveless~~ riding shirt with a collar.
 - ~~3. Sleeveless shirts are not permitted~~
 - 4.3. Shirt collar may be opened
 - 5.4. Stock ties must be removed unless pinned to the athlete's rider's shirt
 - 6.5. T-shirts are not permitted
 - 7.6. A cooling or tailored Dressage dressage vest may be worn over a long or short sleeved riding shirt.
 - 8.7. The vest colour must conform to the rules for jacket colours.

ARTICLE E ~~4.1.8~~ 4.2.8 SPURS

1. Spurs are optional at all levels including FEI Young Horse classes. Young Horse Classes see Article E 13.4
2. Spurs must be made of metal and be of a conservative colour.
3. The shank must be either curved downward or straight pointing directly back from the centre of the spur when on the athlete's rider's boot.
4. Swan neck spurs are allowed.
5. The arms of the spur must be smooth.
6. ~~also~~ If rowels are used, they must point directly back from the centre of the spur, and be mounted vertically. The contact area of a roweled spur must be blunt/smooth (no sharp edges) and free to rotate. A rowel spur is serrated but must be blunt and not sharp.
7. Metal spurs with round hard plastic, metal knobs or rotating balls are allowed. Rotating balls may be mounted either vertically or horizontally.
8. Spurs with flat disks of any thickness with smooth rounded edges are allowed. Such spurs are not considered to be rowels and may be mounted vertically or horizontally.
9. "Dummy" spurs with smooth arms and no shank are also allowed.

10. Spurs must be worn in matching pairs.
11. Spur covers are permitted provided they are worn as matching pairs.
12. No spurs other than those listed here are allowed anywhere on the show grounds.
Exception: Para Dressage athletes may use offset spurs if is allowed on their EC Classification Master list or EC Dispensation List.
13. Protective bands that keep spurs in place are permitted.
14. FEI Children, FEI Pony and FEI Junior athletes-riders mounted on ponies may not use spurs with rowels.
15. Click on spurs with rowels must have the rowel positioned vertically to the ground.



Swan neck spur

Note: The maximum allowable spur length is five 5 cm measured from boot to tip of spur. **Note:** See ART E4.2.2 for FEI Children and Pony. See 4.1.2 Note, for FEI Child and FEI Pony spur rule.

Exception: Sidesaddle - A single spur may be worn. athletes-riders — See Chapter 5.

Note: ~~Failure to comply with the above listed dress regulations will result in elimination from the class.~~

Note: Athletes-Riders abusing the horse whether intentionally or not, may be asked by the steward or judge to remove their spurs.

ARTICLE E 4.1.94.2.9 **ATHLETES-RIDERS WITH LONG HAIR**

1. Long hair must be secured with a hair net or tied back in a braid or a bun.

ARTICLE E ~~4.1.104.2.10~~ **BRAIDING MANES AND DECORATIONS**

1. Manes may be braided.
2. White or black braiding tape is permitted.
3. White, black or coloured thread/wool/elastic bands are permitted.
4. Braiding wire is permitted.
5. Braiding bands are permitted, including decorated bands that have a smooth base and do not have any sharp edges.
6. Any decoration of the horse with extravagant items, such as glitter, ribbons, or flowers, charms, etc. in the mane and tail or on the body, etc., is strictly forbidden.

Exception: Simple red ribbon may be used in the tail for safety reasons for caution or kicking etc.

ARTICLE E ~~4.1.114.2.11~~ **MEDICAL DISPENSATION FOR SHORT TERM INJURIES OF ATHLETE-RIDER**

If ~~an athlete~~ a rider has a temporary injury or medical condition that prevents them from complying with the EC dress or equipment rules, they must present a letter ~~from their doctor~~ drafted and signed by a certified medical professional indicating the nature of the injury and the prescribed temporary adaptation of dress or equipment (i.e. braces etc.) to the competition organizer. The letter is valid for 6 months.

The competition organizer must provide a copy of the letter to the steward. The letter is valid for 6 months. The steward must review the piece of equipment to ensure that it ensures the welfare of the horse, safety of the rider and does not create an advantage for the rider. If, however, the steward or judge feels that the dress or equipment is unsafe for the horse or rider it will not be permitted for use on the showcompetition grounds.

ARTICLE E ~~4.1.12~~ 4.2.12 RIBBON & AWARD PRESENTATIONS

1. During ribbon & award presentations all parties must dress neatly and in accordance with the dignity of the ceremony. (No shorts, tank tops, jeans, etc.). Athletes-Riders should refer to the prize list for information regarding prize giving ceremonies.
2. Un-mounted presentations are permitted.

ARTICLE E ~~4.1.13~~ 4.2.13 CANADIAN EQUESTRIAN TEAM CET-CREST

1. The Canadian Equestrian Team (CET) Team Crest is an award of distinction and recognition. The CET ~~Team~~-Crest is awarded to an athletea rider who has earned the privilege of being selected to an International Team_* representing Canada. Currently there are five levels of crests: Children, Junior, Young Rider, U25 and Senior.
2. The CET ~~Team~~-Crest are-is to be worn only by the athlete-rider who has earned the distinction and must only be worn on the left shoulder of a riding jacket used in competition. A crest is only awarded to Team-team members who travel to the competition and compete in the competition.
3. Once awarded, the athlete-rider while in good standing with EC, may continue to wear the patch-crest with the following exceptions:

Exception: Children, Juniors, Young Riders and U25 may only wear the Children, Junior, Young Rider and U25 CET Crests while age eligible. When they are no longer age-eligible, the crest must be removed.

Exception: Only one CET Crest level-to may be worn on a given riding jacket [i.e. a Junior could have a Junior and Young Rider crest, but can only wear one per riding jacket]

Please note: Crests may not be worn by a non-athleterider, nor can a crest be worn on a non-riding jacket i.e. blazer breast pocket without specific EC approval for a specified event.

* International Team references the following events:

- Olympic Games/Paralympic Games
- World Championships
- World Cup Final
- Pan American Games
- North American Youth Championships

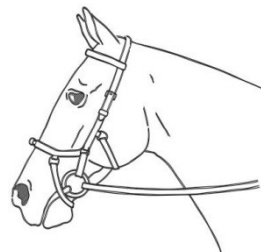
ARTICLE E ~~4.2~~ 4.3 BRIDLES, SADDLERY AND EQUIPMENT

In addition to these EC For additional information on allowable tack and equipment rules, for additional information on tack and equipment allowable see USEF-US Equestrian Federation Annex A.

<https://www.usef.org/compete/disciplines/dressage/rules--equipment>

<https://www.usef.org/forms-pubs/96D17ISsaCo/annex--bits-saddlery-equipment-->

1. Bridle, saddlery and equipment rules apply in the warm-up/warmup area as well as the competition arena.
2. A bridle must consist of a bit or bits, reins, crownpiece, cheek pieces, noseband, browband and throatlatch.
3. A throatlatch/jowl strap is required except when a combined noseband or Micklem bridle is used.
4. The crownpiece of the bridle must lie immediately behind the poll and may extend forward onto the poll but must not be fitted to lie behind the skull.
5. Elastic inserts are permitted in the crownpiece and cheekpieces.
6. All bridles must be correctly fitted.
7. Reins– A rein is a continuous, uninterrupted strap or line connecting the from the bridle bit to the hand connected to the bit by buckle or stud. Rein additions or attachments are prohibited. Reins may not be attached to the bit by clips, nor may clips be attached from bit to the noseband. Each bit must be attached to a separate rein and reins may only be attached to bits. Rein additions or attachments are prohibited. Reins may be made of leather, leather-like material, or webbing. Rubber reins are allowed provided the length is fixed and cannot be stretched. The material may be rubberized or have a rubber covering and rein stops may be present. The reinsReins must not be made of rope or rope-like material. Only one rein stop may be present on each rein. The rein stop should not be confused with the stops sown into the reins. Gadgets such as hand loops, Velcro reins, running or balancing reins are strictly forbidden.
Exception: see Para Dressage Chapter 6.
8. ~~Type of reins is optional, attachment to the bit may be by buckle, stud or rings, but reins with hand loops, elastic or stretchy rubber inserts or any other attachment are prohibited. Reins may be made of leather, leather like material, or webbing. The material may be rubberized or have a rubber covering and rein stops may be present. The reins must not be made of rope or rope like material.~~
- 9.8. Bitless bridles are not permitted.
- 10.9. Padding is allowed on bridles.
- 11.10. No decorative covers are allowed over bridle buckles or where browband meets the headstall.
- 12.11. Chain browbands are not permitted unless the chain is a decoration that adheres to a solid band of material.
- 13.12. Decorated or coloured browbands are permitted if the decoration adheres to a solid band of material and does not have anything hanging from it.
Exception: A small name tag is permitted.
- 14.13. Micklem bridles may be used at any level where snaffles are permitted. They are not permitted for use as a double bridle. Bit clips or lunging-lungcing rings are not permitted ~~(see diagram).~~
- 15.14. Metal clips are permitted on the throatlatch or cheek attachments of anatomical bridles but are not permitted on bits or bit rings.
- 16.15. Poll relief bridles are permitted.



ARTICLE E-4.2.1 4.3.1

SNAFFLE BRIDLE

1. Required in ~~all tests and warm-up for~~ Introductory Training ~~Level~~, First and Second Level.

2. Required in FEI Children, Childrens and FEI Pony and FEI 4-, 5- and 6-year-old classes. The minimum snaffle dimension is 12 mm. Exception for ponies: the diameter may be 10 mm.
3. ~~Required for FEI 4-, 5- and 6-year-old classes.~~
- 4.3. Required in Materiale classes.
- 5.4. Optional at Third Level through Grand Prix and FEI 7 year old young horsesYoung Horse tests at EC competitions.
- 6.5. For permitted bits, see 4.3ART E 4.4 and 4.4ART E 4.5 diagrams.
- 7.6. For permitted nosebands, see ART E 4.3.34.2.3 diagrams.

Note: For bridle rules at Platinum/FEI competitions, see FEI RulesRegulations www.fei.org.

~~**Note:** A horse's noseband must not be over tightened. It must be possible to place at least one finger between the horse's cheek and the noseband. Nosebands must never be used in such a way that they interfere with the horse's breathing. If it is deemed to be tight enough to cause pain or discomfort when presented at the tack check or seen in the warmup or anywhere on the event location, the steward or his/her appointee will consult with the judge and ask the athlete to loosen it before riding any further tests. Failure to comply with this request will result in disqualification.~~

ARTICLE E 4.2.24.3.2

DOUBLE BRIDLE

1. Double bridles are optional in all tests and warm-upwarmup for Third Level through FEI Grand Prix including all FEI para dressage tests at EC competitions including EC Championshipschampionships.
2. ~~U25 competitors may use either a snaffle or double bridle at Intermediate II but must use a double bridle at Grand Prix 16-25 and Grand Prix Freestyle.~~
- 3.2. A double bridle must have a cavesson or comfort noseband with throatlatch and bridoon and curb with curb chain which may be covered or padded. All other versions of a cavesson noseband, e.g. crescent nosebands, are not permitted with a double bridle. Neither a cavesson noseband ~~or nor~~ curb chain may ~~ever~~ be as tightly fixed as to harm the horse.
- 4.3. For permitted bits, see ART E 4.4 and ART E 4.5.1 diagrams.4.3 and 4.4.1 diagrams.
- 5.4. For permitted nosebands, see ART E 4.3.3.4.2.3 diagrams.

~~**Note:** For bridle rules at FEI competitions, see FEI rules.~~

~~**Note:** A horse's noseband must not be over tightened. It must be possible to place at least one finger between the horse's cheek and the noseband. Nosebands must never be used in such a way that they interfere with the horse's breathing. If it is deemed to be tight enough to cause pain or discomfort when presented at the tack check or seen in the warmup or anywhere on the event location, the steward or their appointee will consult with the judge and ask the athlete to loosen it before riding any further tests. Failure to comply with this request will result in disqualification.~~

ARTICLE E 4.2.34.3.3 DIAGRAMS FOR PERMITTED NOSEBANDS

1. As per EC General Regulations, Section A ART A517, a noseband must never be used in such a way that they interfere with the horse's breathing or be tight enough to cause pain or discomfort.
Effective January 1, 2026, the following provisions apply at all national competitions regarding permitted noseband tightness: The noseband must be adjusted with sufficient laxity, as determined by an EC approved Measuring Device. The rule applies to all types of nosebands and to both

the upper and lower noseband.

Please refer to the FEI General and Discipline Specific Protocols for Assessing the Tightness of Nosebands for additional information.

Effective January 1, 2026 Art. 1044.8 of the FEI Veterinary Regulations applies in relation to the permitted tightness of the noseband at all national competitions:

If the noseband is deemed to be tight enough to cause pain or discomfort when presented at the tack check or when seen in the warmup or anywhere on the event location, the steward, or their appointee, will consult with the judge and ask the rider to loosen it before riding any further tests. Failure to comply with this request will result in disqualification

4-2. The images below are examples only, and similar nosebands which produce the same effect on the horse are also allowed.



1. Dropped noseband



2. Cavesson noseband



3. Flash noseband



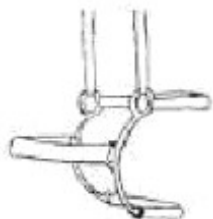
4. Crossed noseband/
Figure of 8 noseband/
Mexican noseband



5. Comfort noseband with snaffle
bridle (with or without flash)



6. Comfort noseband with
double bridle



7. Crescent Cavesson

Note: Will be removed in 2027

(1, 3, 4, 5 and 7 are not permitted when a double bridle is used.)

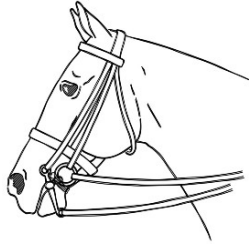
Note: Diagrams 1, 3, 4, 5 and 7 are not permitted when a double bridle is used.

~~**Note:** Crescent cavessons are not permitted with double bridles.~~

Note: Crescent cavessons and ~~Figure of eightfigure eight~~ nosebands are not permitted in FEI Young Horse classes.

ARTICLE E ~~4.2.44.3.4~~ EXAMPLE OF DOUBLE BRIDLE, ~~FEI Article 428.1~~

Example of double bridle with cavesson noseband, bridoon bit and curb with curb chain




ARTICLE E ~~4.3.4~~ BITS AND DIAGRAMS

1. Only those bits pictured in this rulebook are approved for use in EC ~~Dressage~~ dressage and para dressage competitions. The diagrams shown are examples of approved bits, they do not include every bit available. Bits of a similar design, with similar effect on the horse, are allowable as long as if they conform to ~~E.4.3~~ ART E 4.5 and ART E 4.5.1. This can include the combining of parts of bits i.e. hanging cheek snaffle with rotating mouthpiece. See also ~~E.4.2~~ ART E 4.3 reference to USEF-US Equestrian Federation Annex A.
2. A Dr. Bristol snaffle, defined as a snaffle with a flat centre link that does not lie in the same plane as the rest of the bit, is not permitted.
3. Locking snaffles are not permitted.
- ~~4.~~ 4.5. All bits must be smooth with a solid surface and no sharp edges on center links. Snaffles and curbs bits with smooth ridges are permitted.
- ~~5.1.~~ 4.5. Bits must not place mechanical restraint on the tongue.
- ~~5.1.~~ 6. ~~Corkscrew or twisted bits are not permitted.~~ Bits may contain more than one metal. Bits All bits are made of metal (they may contain more than one metal), durable plastic, or synthetic material or flexible rubber and are usually coloured silver, gold or white. Modern bits include blue and other colours which are permitted. Also permitted are bits with manufactured rubber covered centre links. Bridoons and curb bits may be covered with latex /rubber.
- ~~7.~~ 7. ~~Corkscrew or twisted bits are not permitted.~~
- ~~7.~~ 7. ~~Snaffle bits, must be made of metal, durable plastic, synthetic material or flexible rubber.~~
- ~~8.~~ 8. ~~Bits with manufactured rubber covered centre links are permitted.~~
- ~~10.9.~~ 11. ~~All bridoon and curb bits must be made of metal, durable plastic or synthetic material and may be covered with latex/rubber.~~
- ~~9.8.~~ 12. ~~The mouthpiece of a bridoon must have one or two joints only.~~
- ~~10.9.~~ 11. ~~Curved snaffles and bridoons are permitted.~~
- ~~11.10.~~ 11. ~~The mouthpiece of a snaffle may have up to two joints. A bushing or coupling is permitted as the center link in a double-jointed snaffle, however, the surface of the center piece must be solid with no moveable parts other than a roller.~~
- ~~12.11.~~ 11. ~~Snaffle bits may be used with loose ring, D-Ring and Eggbutt cheeks. Single or double-jointed snaffles may also be used with upper or lower cheeks, hanging cheeks, full cheeks or Fulmer cheeks. Upper cheeks may be used with or without "keepers". Loose rings may have a sleeve fitted around part of the ring.~~


- ~~13. Bits are made of metal, durable plastic or synthetic material and are usually coloured silver, gold or white. Modern bits include blue and other colours which are permitted.~~
- 14.12. Bits must not place mechanical restraint upon the tongue. The diameter of the mouthpiece of the bridoon/snaffle and/or curb must be such so as not to hurt the horse.
- 15.13. Bit Dimensions:
1. The diameter of the mouthpiece of the bridoon/snaffle and, or curb must not hurt the horse.
 - ~~1-2. Snaffle and bridoon rings: the inside dimensions must be between 3.5 cm and 10.16 cm~~
 - 2-3. Minimum bit diameters where the bit connects to the cheek or ring:
 - Ponies: 10 mm for snaffles
 - Horses: 10 mm for snaffles, and 10 mm for bridoons, 12 mm for curbs.
 - Exception: Young Horse & FEI Children (on horses) classes minimum of - 12 mm for snaffles, FEI Children (on ponies) 10 mm for snaffles. snaffles
 - ~~Exception: In FEI Young Horse classes, the minimum bit diameter is 12mm. See FEI Dressage Rules Article 434.3.~~
 - 3-4. The upper cheekpieces must not exceed 5 cm or be longer than the curb lever arms measured below the mouthpiece which ~~should~~must not be more than 10 cm when the mouthpiece is in the uppermost position.
 4. ~~Athletes can approach the steward during a competition to get clarification on whether their bit is permitted. Contravention of bit rules will result in elimination.~~
 5. The upper cheek of a hanging cheek (Baucher) snaffle (measured from the top of the mouthpiece to the top of the upper cheek) may not exceed ~~seven centimetres~~7 cm.

ARTICLE E 4.4.4.5 APPROVED SNAFFLE BITS

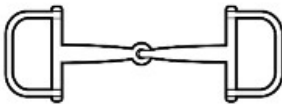
~~For further details refer to E.4.3.1.~~




1. Loose ring snaffle



2. Egg-butt snaffle



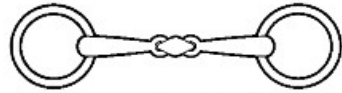
3. Racing snaffle D-ring



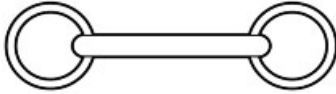
4a. Snaffle with jointed mouthpiece where middle piece should be rounded.



4b. Snaffle with jointed mouthpiece where middle piece should be rounded.



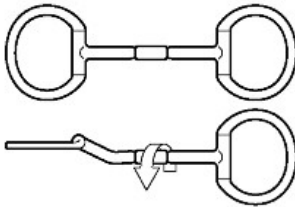
4c. Snaffle with jointed mouthpiece where middle piece should be rounded.



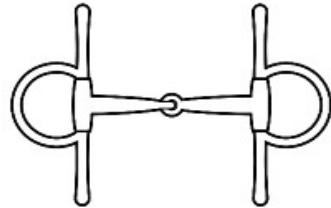
5. Straight bar snaffle permitted also with mullen mouth and with egg-butt rings.



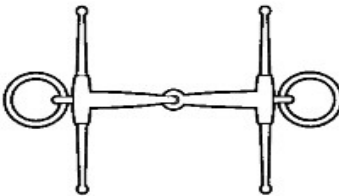
6. Double jointed snaffle with centerpiece with a roller



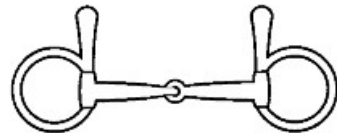
7. Snaffle with rotating mouth piece



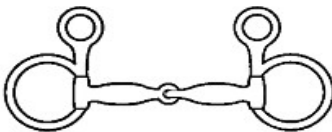
8. Egg-butt snaffle with cheeks (with or without "keepers")



9. Loose ring snaffle with cheeks (with or without "keepers")



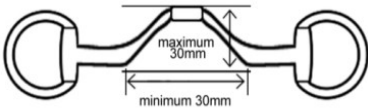
10. Snaffle with upper cheeks (with or without "keepers")



11. Hanging cheek snaffle



12. Baucher hanging cheek snaffle









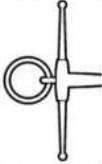
13. Tongue relief snaffle with rotating mouthpiece or rotating coupling as shown in diagram #7






14. NS Verbindend



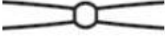


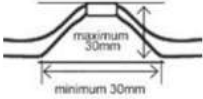
The following cheekpieces and mouthpieces may be used interchangeably with the allowable bits shown.

Cheek Pieces:

		
Ex. of Loose Ring cheek	Ex. of Eggbutt cheek	Ex. of D-Ring cheek
		
Ex. of upper cheek	Ex. of full cheek	Ex. of hanging cheek
		
Ex. of Fulmer cheek		


Mouthpieces:

		
Ex. of single jointed mouthpiece	Ex. of double jointed mouthpiece	Ex. of double jointed mouthpiece

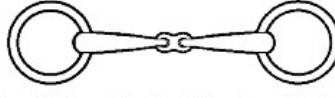
		
<p>Ex. of unjointed mouthpiece</p>	<p>Ex. of barrel joint</p>	<p>Ex. of ball joint</p>
		
<p>Ex. of double ball joint</p>	<p>Ex. of centrepiece with a roller</p>	<p>Port deviation measurements</p>

ARTICLE E 4.4.14.5.1 APPROVED DOUBLE BRIDLE BITS


~~For further details refer to E.4.3.1.~~




1. Loose ring bridoon bit



2.a. Bridoon bit with jointed mouthpiece where the middle piece should be rounded.




2b. Bridoon bit with jointed mouthpiece where the middle piece should be rounded.



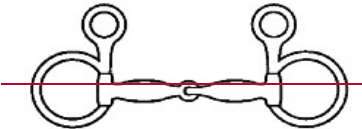
2c. Bridoon bit with jointed mouthpiece where the middle piece should be rounded.




2d. Bridoon bit with rotating middle piece.



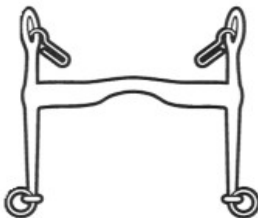
3. Egg-butt bridoon bit.



~~4. Bridoon bit with hanging cheeks~~



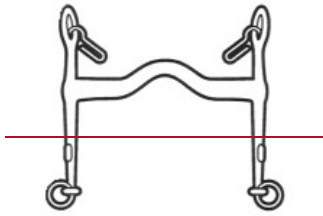
5. Half-moon curb bit



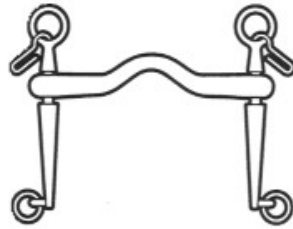
6. Curb bit with straight cheeks and port.



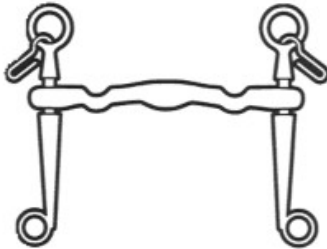
~~7. Baucher hanging cheek~~



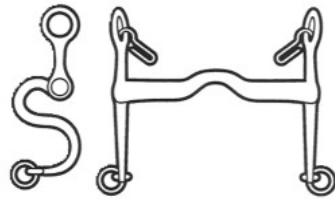
7. Curb bit with straight cheeks and port.



8. Curb bit with port and sliding mouthpiece (Weymouth)



9. Variation of bits 6, 7 and 8.



10. Curb bit with S-curved cheeks.

A curb bit with rotating lever arms is also allowed.



11. Curb chain (metal or leather or a combination)



12. Lip Strap



13. Leather cover for curb chain.



14. Sheepskin or synthetic sheepskin cover for curb chain

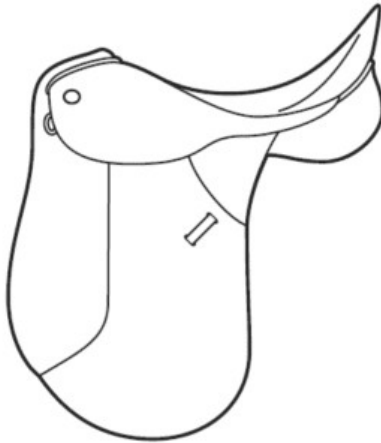
ARTICLE E 4.5-4.6 TONGUE TIE

A horse's tongue tied down will result in disqualification from the competition.

ARTICLE E 4.64.7 SADDLES

1. A dark coloured English saddle with a girth, ~~and stirrups or safety stirrups are~~ is compulsory at ~~all EC sanctioned dressage competitions.~~ Introductory through Fourth Level. ~~The Saddle must be well fitting and have long, near-vertical flaps.~~
Exception: Para dressage see ART E 6.8.
1. ~~Dressage saddles are required in FEI classes. The saddle must be well fitting and have long, near-vertical flaps.~~
2. An English-type saddle may be assembled with or without a tree but cannot have a horn, swell, gallerie, or open gullet.
3. Australian, Baroque, Endurance, McClellan, Spanish, Stock or Western saddles are not permitted nor are modified versions of these saddles.
4. Leather or fabric/synthetic saddles are permitted.
5. Saddle covers are not allowed at any level.
Exception: See ART E 14.1.10 and ART E 6.9
- 5-6. If a saddle pad is used, it must be ~~solid white, off white, grey, black or other a~~ plain conservative colour, may have rhinestones and may match the coat. It may have piping of a different colour to the pad. Striped, ~~or~~ multi-coloured, patterned pads or pads with glitter are not permitted.
- 6-7. Soft hand hold (pommel strap) is allowed.

Example of permitted Dressage saddle



ARTICLE E 4.74.8 STIRRUPS

1. Stirrups in any colour must be used in matching pairs.

Exception: Para dressage riders see ART E 6.8.

2. Stirrups must hang loose from straps on the stirrup bars on the saddle and have no other attachments.

Exception: Para dressage riders see ART E 6.8.

3. Stirrups may have a release mechanism ~~on the~~ open outer branch for increased safety during a fall.

4. The foot or boot of the ~~athlete- rider~~ must ~~in-~~ not be fully or partially enclosed and must in no way be attached to the stirrups (for example with Velcro, magnets or any other mechanism.)

Exception: ~~For Para Dressage rules see: Chapter 6. Athletes-Riders~~ competing with approved dispensation from a certified medical professional, see ART E 4.2.11 -doctor or identified on the Master Classification List for Para Dressage or para dressage riders, see ART A 6.8 and 6.9, may have a stirrup specifically identified as “quick release” safety stirrup and it may have an open branch.



ARTICLE E 4.84.9 WHIPS

1. A whip may be carried in all levels at Bronze, Silver and Gold competitions.

Exception: see Chapter 13 for FEI Young Horse Classes

Whips may not be carried in championship classes at championships or national team selection trials, outside the warmup/schooling ring, see ART E 7.4. championship competition or national team selection trial arenas.

Exception: Ladies Riders see ART E 6.9.

Exception: Ladies Riders riding sidesaddle may always carry a whip. ~~See, see~~ Chapter 5, Sidesaddle.

Exception: in indoor championships where there is insufficient room for the competitors to exit and re-enter when the bell is rung, competitors are permitted to hand off their whip before the start of the test.

Exception: Para Dressage athletes riding in Dressage championships may carry a whip if it is listed on their EC Para Dressage Dispensation Certificate or the EC Classification Master List.

2. The total length of the whip (including lash), used while mounted on a horse at any EC-sanctioned Dressage-dressage or para dressage competition, must not exceed 120 cm.

- ~~2.3.~~ The total length of a whip (including lash), used while mounted on a pony at any EC-sanctioned Dressage competition, must not exceed 100 cm.
- ~~3.4.~~ Telescoping whips are not permitted.
- ~~4.~~ The following whips are permitted in the schooling areas:
- ~~5.~~ a) A standard lungeing whip, when lungeing an unmounted horse only.
 b) A competing athlete mounted on a horse may be assisted by a ground person using a whip no longer than 1.80 meters including lash (to be used only by one person on the ground) for in-hand work only.
- ~~6.5.~~ The use of a whip with any attachment other than the originally manufactured lash, is not permitted in the competition ~~arena(s)~~ or schooling areas.

ARTICLE E 4.94.10 MISCELLANEOUS EQUIPMENT

For Young Horse classes, see Chapter 13 ART E 13.6

A. Allowed in ~~warm-up~~warmup area only – forbidden in competition

1. Leg boots and bandages
Exception: Leg boots and bandages are permitted in EC sanctioned Bronze competitions.
- ~~2.~~ Seat covers
Exception: See ART E14.1.10 and ART E 6.9
- ~~2.3.~~ Running Martingales ~~martingales~~ must have stoppers.
- ~~3.~~ Only unmounted horse may be lunged. One lunge line only is allowed and may be attached to a snaffle bridle/bridoon or lunging cavesson. Single direct side reins or double side reins (triangle) are permitted. No other lunging devices may be used. Attaching the lunge line to a curb bit is not permitted.
4. Equine nasal strips
- ~~5.~~ Two way communication devices provided that the ~~athlete-rider~~ uses only one ear piece to enable them to hear any directions from the steward.
Exception: Para dressage riders see ART E 6.10.
- ~~5.~~ Removable hoof boots.
- ~~6.~~ Neck Strap
Exception: Para dressage riders see ART E 6.9

B. Approved for competition but requiring permission

- ~~1.~~ Net relief masks are permitted for documented head shakers providing the ~~athlete,rider~~ submits a written letter, along with a veterinary recommendation/certificate to the Competition-competition organizer with their entries prior to competing. A copy must also be provided to the steward. The net relief mask must be properly adjusted-fitted at all times.
- ~~1.2.~~ Goggles are permitted providing the rider submits a written letter, along with a veterinary recommendation/certificate to the competition organizer with their entries. A copy must also be provided to the steward. The goggles must be properly adjusted at all times.
- ~~3.~~ Athletes-Riders with documented hearing impairment ~~or those competing in the Master Classes~~ may use headsets only if the competition organizer is able to appoint a supervisor to stand with the caller. An audiologist's or doctor's certificate indicating the ~~athlete's-rider's~~ hearing impairment must be submitted with the competition entry and the steward and judge must be advised. For Para Dressage athletes refer to E.6.2. Para dressage riders see ART E 6.9 and 6.10. Master Class riders see Chapter 14.

C. **Approved for competition – no permission required**

1. Breastplates, foregirths, ~~bucking straps~~soft handhold, girth covers, sternum relief girths, sternum relief pads, ergonomic girths and cruppers.
2. Ear hoods are permitted and may also provide noise reduction. However, ear hoods should be discreet in colour and design, and must not cover the eyes. Ear hoods may not be attached to the noseband.
3. Fly Armor fly protection bands are permitted only on the crown piece or nosebands.

Note: The steward may ask to have the Fly Armor removed at the tack check.

4. Non-restrictive nose fly guards.

Note: After completion of the test, the athlete/rider or their representative is responsible for removing the ear net (fly hood), fly guard, and ear covers if requested by the steward to allow a thorough inspection to ensure that nothing prohibited has been added (e.g. ear plugs).

5. If glue-on shoes are used, they must be of a neutral or black colour.

~~**Note:** After completion of the test, the athlete or their representative is responsible for removing the ear net (fly hood), fly guard, and ear covers if requested by the steward to allow a thorough inspection to ensure that nothing prohibited has been added (e.g. ear plugs).~~

Note: Tack which is designed to facilitate the comfort of the horse or the safety of the athlete-~~rid~~er in the competition arena or warm-up~~warmup~~ area is permitted as long as~~if~~ it does not contravene Equestrian Canada~~EC~~ tack rules. ~~Not permitted are~~ gadgets~~Gadgets/training tools~~ designed to affect the performance of the horse (i.e. bit burrs) are not permitted.

6. Hoof boots are allowed provided they are black.

Note: The rider may be asked to remove the hoof boots during the tack check by the steward.

D. **Para Dressage Approved Equipment**

1. See ART E 6.8, 6.9 and 6.10

E. **Equipment forbidden from being used on the show grounds**

1. Martingales (other than running), bit guards, bit burrs, tongue tie, any kind of gadgets or training tools, (such as bearing, side, running or balancing or draw reins, ~~ete~~) and any form of blinkers, ear plugs, illegal spurs are strictly forbidden from being used on the show grounds at any time during the competition. Contravention of this rule will incur elimination or disqualification at the discretion of the ground jury.
2. The use of “belly bands” is forbidden.
3. Any piece of tack that impairs the ears to move freely is forbidden.

Exception: Any equipment which is designated to facilitate the comfort of the horse is permitted in the stable. i.e. ear plugs would be allowed in the stable but never in the warm-up~~warmup~~ or competition arena.

Exception: As per Section A Article~~ART~~ A520 Supportive Therapies, kinesiology taping is only permitted in the stabling area. Its use outside the stabling area is prohibited.

E. **Para Dressage Approved Equipment (See Chapter 6 for complete details)**

1. Curved Whips
2. Joined reins

- ~~3. Elastic rein inserts~~
- ~~4. Reins run through D-rings on saddle or breastplate~~
- ~~5. Knotted reins and rein stops~~
- ~~6. Looped and ladder reins~~
- ~~7. Connecting rein bars~~
- ~~8. Elastic Bands on stirrups~~
- ~~9. Enclosed stirrups~~
- ~~10. Magnetic Stirrups~~

ARTICLE E ~~4.10~~ 4.11 **BOOTS AND BANDAGES**

1. A horse or pony may wear leg boots (including bell boots) or bandages anywhere on the competition grounds except in the competition arena.

Exception: Leg boots~~Boots~~ (including bell boots) ~~or~~ and bandages are permitted in EC sanctioned Bronze competitions, non-EC classes and at prize giving ceremonies.

1.2. Hoof boots are allowed provided they are black

ARTICLE E ~~4.11~~ 4.12 **MUDDY FOOTING CONDITIONS**

1. In the event of extreme, wet, muddy and slick conditions, permission may be given for horses to wear boots and/or and, or bandages in the competition arena. It is up to the judge in consultation with the Organizing Committee~~organizing committee~~ and senior steward to make this decision.
2. Permission to use boots and/or and, or bandages must be announced frequently and may not be given after the start of a class.
3. Stewards may but are not obligated to inform athletes-riders of this option prior to entering the competition arena.
4. The Organizing Committee~~organizing committee~~ must post signs indicating this option in the stabling area. It is entirely the athlete's-riders' decision whether to use or not to use boots and/or and, or bandages and it is the athlete's-riders' responsibility to decide whether to compete or not in unstable footing.
- ~~5. It is to be understood that the OC, judges and stewards are not responsible for any injury that may occur while riding in footing deemed unstable regardless of the options given to protect the horses' legs.~~
- 6.5. Stewards may have any boots or bandages removed as part of the tack check.

ARTICLE E ~~4.12~~ **NOSE FLY GUARDS AND NET RELIEF FOR HEAD SHAKERS**

~~1. Non restrictive nose fly guards are allowed.~~

~~Note: Athletes may be asked to dismount and remove or have their groom remove their horse's face / nose covering at the tack check to allow a thorough inspection of the net and fly guard.~~

~~2. See Article 4.9B.1 Net Relief~~

ARTICLE E ~~4.13~~ **FALSE TAILS AND EXTENSIONS**

1. If an-athlete a rider wishes to compete on a horse with a false tail, they may do so but must inform the steward at the tack check so that an inspection can be made.
2. No weights may be used in a false tail. It must be made from horse hair or the equivalent in synthetic fabric and must be the same as the horses-horse's natural tail colour.

~~Note: For false tail rules at FEI competitions see FEI Rules for Dressage Events Art 428.4 False Tails.~~

ARTICLE E 4.14 PULLED SHOE / BROKEN EQUIPMENT

1. In the event of equipment breaking or a horse casting a shoe during judging of a class, no time out is permitted.
2. In the event of equipment breaking or a horse casting a shoe during the ~~warm-up~~warmup a judge may permit re-scheduling.

~~ARTICLE E 4.15 TWO WAY COMMUNICATION DEVICES~~

~~The use of two way communication devices in one ear is only allowed in the warm-up area. If such a device is used in the competition arena, the athlete will be eliminated.~~

~~Exception: See Article E4.9A.8.~~

ARTICLE E 4.164.15 TACK CHECK

1. Organizing committees in agreement with their steward(s) may hold random or compulsory tack checks at all EC sanctioned Bronze, Silver and Gold competitions.

~~Exception: Mandatory tack~~Tack checks are ~~required~~mandatory at all Gold Provincial, Regional and National Championships, see ART E 7.5.

~~a) At Platinum competitions, all CDI classes must have mandatory tack checks. For Gold/Silver/Bronze classes at the same competition, it is possible to hold random tack checks if the competition management and stewards are in agreement.~~

- ~~2.~~ b) Any classes that have the possibility of being used as a qualifier for an identified ~~event/team/program~~event, team or program as set out in ~~their~~ individual criteria e.g. North American Youth Championships (NAYC) must have mandatory tack checks.
- ~~2.3.~~ Noseband Tightness Protocol will take place prior to the remainder of the tack and equipment check see ART E 4.3.3.
- ~~3.4.~~ Athletes Riders identified for a tack check must report, still mounted, to the steward or ~~his/her~~their representative for a tack check immediately upon leaving the competition arena. The ~~athlete-rider~~ may not remove any equipment or clothing before the steward has conducted ~~his/her~~their inspection.
~~Exception: An athlete~~A rider may, of course, dismount and remove their hat and jacket in ~~the~~ case of illness or feeling faint.
- ~~4.5.~~ The steward or ~~his/her~~their representative is responsible for ensuring that saddlery and dress regulations are followed. The steward may ask for ear covers, nose nets, ~~Fly Armor~~fly armor and boots or bandages, if used, to be removed to allow for inspection.
- ~~5.6.~~ At the tack check, the ~~athlete-rider~~ may be asked to dismount to allow inspection of their headgear.
- ~~6.7.~~ Athletes Riders are welcome to approach the steward and ask for saddlery/dress rule clarifications at any time prior to riding their test.
- ~~7.8.~~ An athleteA rider who is eliminated or retires during a test must still report to the steward for a possible tack check.
- ~~8.9.~~ Competitions that decide to offer random tack checks must, at minimum check the tack on 30% of ~~competitors~~riders. This can be completed by identifying specific classes to check or it may be completed by checking 30% of

~~competitors-riders~~ from each class. This decision is at the discretion of the ~~Competition-competition~~ in collaboration with their stewards.

~~9. Following a random tack check process will allow stewards extra time to monitor the warmup rings and the stabling area for horse welfare concerns.~~

10. Athletes-Riders are encouraged to request a tack check if they have questions on tack requirements.

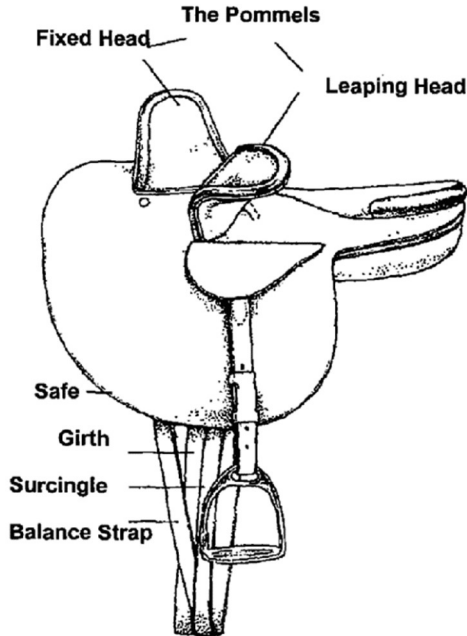
11. Stewards may check any dubious equipment (especially the tightness of nosebands) anywhere on the competition grounds, including the ~~warm-~~warmup and schooling areas.

CHAPTER 5 SIDESADDLE

ARTICLE E 5.1 SIDESADDLE

For all Dressage-dressage classes, a black or brown English type sidesaddle must be used.

ARTICLE E 5.1.1 PARTS OF THE SIDESADDLE



ARTICLE E 5.2 STIRRUPS/STIRRUP BAR

Side saddles must be equipped with one or more of the following:

1. Break away safety stirrup bar
2. Traditional side saddle safety stirrup
3. Breakaway safety stirrup leather

ARTICLE E 5.3 BRIDLES AND BITS

The bridle and bit(s) must be appropriate to the test levels ridden see 4.2, 4.3 and 4.4.

ARTICLE E 5.4 SPURS

A single spur may be worn. For a correct description of permitted spur(s) see 4.1.8.

ARTICLE E 5.5.3 WHIPS

1. A whip may be carried at all test levels in Bronze, Silver and Gold competitions and all Sidesaddle riders may always carry a whip including at championships, see ART E 7.4.
- 1-2. The total length of the whip, including lash, must not exceed 120 cm for horses and 100cm for ponies. A telescoping whip is not permitted. A sidesaddle cane may be carried to provide aids in place of the leg astride. It must not exceed 92

cm (excluding any L shaped handle) in length and must be black or brown in colour.

ARTICLE E ~~5.5-15.3.1~~

SIDESADDLE CANE

ARTICLE E ~~5.6~~ATHLETE~~5.4~~ RIDER POSITION

Sidesaddle ~~athletes-riders~~ should sit so that their spine is directly over the horse's backbone. The ~~athlete's-rider's~~ body should be erect and supple; shoulders level and square with the horse and the hips square. The right thigh should lay comfortably along the saddle with the lower leg resting relaxed against the safe of the saddle, perpendicular to the ground, the ankle against the horse's shoulder. The left leg should be positioned with a hand width between thigh and leaping pommel. Emergency grip is obtained when the left heel is raised and the thigh contacts the leaping pommel. The ~~athlete-rider~~ applying pressure against the shoulder with their right calf / ankle and right thigh against the top pommel will obtain "Purchase". The position of the hands should be the same as astride, however allowance must be made for the height of the two pommels.

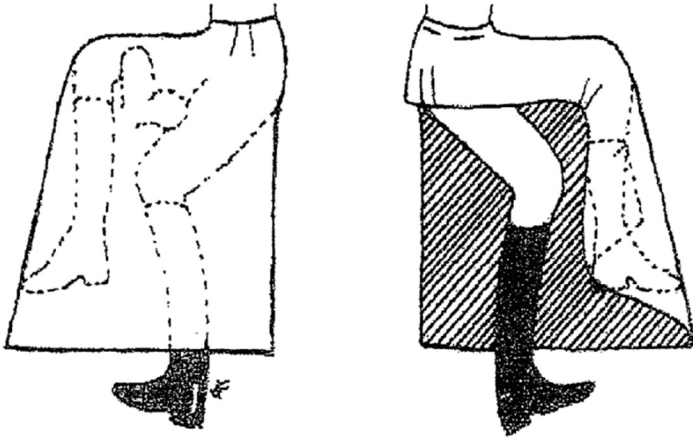
ARTICLE E ~~5.75.5~~ TROT

All trot movements are to be executed sitting. The ~~athlete-rider~~ should keep the saddle steady with no sideways motion.

ARTICLE E ~~5.85.6~~ DRESS

1. All ~~athletesriders~~, regardless of age or level of competition, must wear **Safety safety** approved protective headgear at all times when mounted at any EC-sanctioned ~~Dressage-dressage or para dressage~~ competition~~-at the event location~~. At the tack check, the ~~athlete-rider~~ may be asked to dismount to allow inspection of their headgear.
2. The sidesaddle habit must consist of conservative colours, black, brown, navy, green or maroon with dark coloured breeches. An informal habit consisting of a dark coloured jacket and solid coloured apron of conservative dark colours will also be accepted. The outfit jacket should consist of a fitted jacket, falling just below the hips and a sidesaddle safety apron. The length of the apron should lie between 1-3" above the ankle seam of the left boot. The apron hem should be parallel to the ground and should completely cover the right foot.
3. Gloves ~~of~~ brown, black ~~or~~ white **or colour matching the jacket** must be worn.
4. A long or short-sleeved riding shirt must be worn with a stock tie or tie.

Sidesaddle Safety Apron



ARTICLE E ~~5.95.7~~ RIBBONS AND AWARDS

1. Separate sidesaddle ribbons may be awarded at the discretion of the competition management. ~~Championship and Reserve Championship ribbons to be awarded for Dressage as per 7.23A, 7.23B, 7.24 and 7.25.~~

CHAPTER 6 PARA DRESSAGE

ARTICLE E 6.1 OBJECTIVE OF PARA DRESSAGE

1. To provide and develop competition opportunities for equestrian ~~athletes riders~~ with ~~either a physical and/or and, or~~ visual ~~impairments~~ impairment.
2. ~~To classify all athletes competing at silver and gold competitions with a functional profile and grade. This classification enables the athletes to compete on an equitable basis using permitted compensating aids according to their respective degrees of impairment and provides suitable tests at each grade for competition.~~

~~3.1 GRADES FOR ATHLETES~~

1. ~~Grade I: Athlete has a severe impairment affecting all limbs and trunk. The Athlete usually requires the use of a wheelchair. They may be able to walk with an unsteady gait. Trunk and balance are severely impaired.~~
- 2.1. ~~Grade II: Athlete has either a severe impairment of the trunk or minimal impairment of the upper limbs or moderate impairment of the trunk, upper and lower limbs. Most Athletes in this Grade use a wheelchair in daily life.~~
- 3.1. ~~Grade III: Athlete has severe impairment in both lower limbs with minimal or no impairment of the trunk or moderate impairment of the upper and lower limbs and trunk. Some Athletes in this Grade may use a wheelchair in daily life.~~
- 4.1. ~~Grade IV: Athlete has a severe impairment or deficiency of both upper limbs or a moderate impairment of all four limbs or short stature. Athletes in Grade IV are able to walk and generally do not require a wheelchair in daily life. Grade IV also includes Athletes having a visual impairment equivalent to B1 with very low visual acuity and/or no light perception.~~
- 5.1. ~~Grade V: Athlete has a mild impairment of movement or muscle strength or a deficiency of one limb or mild deficiency of two limbs. Grade V also includes Athletes with visual impairment equivalent to B2 with a higher visual acuity than visually impaired Athletes competing in Grade IV and/or a visual field of less than 5 degrees radius.~~
- 6.1. ~~Grade VI: Athlete is deemed "Not Eligible" as a result of the Classification process. Athlete has a minor impairment and is able to compete in Dressage classes with an approved compensating aid.~~

ARTICLE E 6.2 CONDITIONS OF PARTICIPATION

1. ~~Athlete Classification:~~ It is a condition of participation that the ~~athlete-rider~~ has a permanent, verifiable and measurable physical or visual impairment that is supported by medical evidence ~~and that~~ satisfies the ~~minimal-minimum~~ impairment criteria.
2. ~~All athletes~~ Riders wishing to compete in para dressage classes at EC Sanctioned silver and ~~or~~ gold competitions must undergo an ~~athlete~~ rider classification session with two nationally or FEI accredited Para Dressage para dressage classifiers before they can take part in a competition.
 1. ~~An athlete~~ A rider will be allocated a grade ~~Grade~~ for competition based on their functional profile as described in the FEI PE ~~Para Equestrian Classification Manual~~; <https://inside.fei.org/fei/disc/para-dressage/classification>.

- ~~1.2. This functional A rider's~~ profile may need to be reviewed periodically. Classifiers determine the frequency of the review (re-classification schedule). An athlete A rider with supporting medical documentation can also ask to undergo a medical review for re-classification if their condition deteriorates or improves.
- ~~2.3. Athletes-Riders not yet officially classified may compete in para dressage classes at with a permanent impairment wishing to participate in EC sanctioned Bronze level competitions.~~ Riders must complete an EC Para Dressage Medical Dispensation request and submit it to the EC Para Dressage Department for approval. Once approved the athlete-rider can access a copy of their medical dispensation Para Dressage Dispensation Certificate by logging into their MyEC account. This medical dispensation certificate must be submitted to the show organizing committee when entering the competition. Athletes-Riders who do not appear on the EC Medical-Para Dressage Dispensation Certificate or the EC Compensating Aids Classification Master list are not eligible to compete in Bronze competitions.
- ~~3.4. Athletes-Riders~~ with a physical or visual impairment who use compensating aids or adaptive equipment aids and compete at EC sanctioned competitions must have either an EC Medical-Para Dressage Dispensation Certificate or be listed on the EC Classification Master list. The EC Medical-Para Dressage Dispensation Certificate and/or and, or the EC Classification Master list must identify the compensating aids or adaptive equipment aids that the athlete-rider is permitted to use in competition. Only listed compensating aids and standard compensating aids may be used by the Athlete.
- ~~4. All classified athletes (Bronze to Platinum) may use the following standard compensating aids. These aids do not need to be listed on the EC Medical Dispensation Certificate or EC Classification Master List.~~

Standard Compensating Aids:

- ~~● Salute with head only~~
- ~~● Trot can be sitting or rising~~
- ~~● Gloves optional~~
- ~~● Spurs optional~~
- ~~● Saddle any type~~
- ~~● Soft hand hold (pommel strap)~~
- ~~● Deep saddle~~
- ~~● Elastic bands on stirrups~~
- ~~● Enclosed stirrups~~
- ~~● Magnetic stirrups~~
- ~~● 1 whip (a total maximum length of one hundred twenty centimetres 120 cm) as a standard compensating aid. The whip can be curved, the measurement should be from the tip to the point of the whip, not along the curve.~~
- ~~● Breast plate and/or neck strap~~
- ~~● Joined reins and elastic rein inserts are standard compensating aids for all Athletes. Joined reins must have a minimum of 30cm from the bit to the join in the rein. It must be formed into a single rein in the Athlete's hand.~~
- ~~● Elastic inserts in reins~~
- ~~● Safety vest (including inflatable)~~

~~● Knotted Reins/Rein~~

Refer to FEI Para Dressage rules and FEI Classification documentation for FEI standard and profile specific compensating aids (<https://inside.fei.org/fei/disc/para-dressage/classification/documentation>).

5. All other compensating aids MUST be listed on the EC Para Dressage Dispensation Certificate and / or EC Classification Master List.
6. Classified and non classified **athletes-riders** must complete an EC request for non-standard compensating aids they are considering using a non-standard compensating aid. The request will be reviewed by the non-standard compensating aids panel. If the request is accepted by the panel the non-standard compensating aid will be added to the **athletes-riders** EC Classification Master list of the EC Medical Dispensation list. If the non-standard compensating aid does not appear on the list, the **athlete-rider** may not use it. If the request is not accepted, the non-standard compensating aids panel will state why the request was not accepted.
7. **Athletes-Riders** must submit copies of their EC Para Dressage Dispensation Certificate ~~and / or~~ **and, or** a copy of the EC Classification Master List with their entries and always carry copies with them ~~at all times~~ while on the competition grounds.
8. Competition organizers must notify official(s) before the start of the competition that there is ~~an-athletea rider~~ who will be competing with compensating **aids or adaptive equipmentaids** and provide them with a copy of the EC Para Dressage Dispensation Certificate and / or a copy of the EC Classification Master List.
- ~~9.~~ The competition steward(s)/official(s) have the right and responsibility to inspect the compensating **aid or adaptive equipmentaids** and declare whether a compensating **aid or adaptive equipment-aid** is unsafe for the horse ~~and / or~~ **and, or athlete-rider**.
- ~~10.9.~~ The **athlete-rider** must be able to always fall free from the horse, ~~at all times~~.
- ~~11.10.~~ **Personal support staff:** Individual **athletes-riders** are required to provide their own necessary personal support staff to enable them to compete, including callers and commanders.

ARTICLE 6.3 GRADES FOR ATHLETES

1. **Grade I:** AthleteRider has a severe impairment affecting all limbs and trunk. The AthleteGrade I riders usually requiresrequire the use of a wheelchair. They may be able to walk with an unsteady gait. Trunk and balance are severely impaired.
2. **Grade II:** AthleteRider has either a severe impairment of the trunk or minimal impairment of the upper limbs or moderate impairment of the trunk, upper and lower limbs. Most Athletesriders in this-Grade II use a wheelchair in daily life.
3. **Grade III:** AthleteRider has severe impairment in both lower limbs with minimal or no impairment of the trunk or moderate impairment of the upper and lower limbs and trunk. Some Athletesriders in this-Grade III may use a wheelchair in daily life.
4. **Grade IV:** AthleteRider has a severe impairment or deficiency of both upper limbs or a moderate impairment of all four limbs or short stature. AthletesRiders in Grade IV are able tocan walk and generally do not require a wheelchair in daily life. Grade IV also includes Athletesriders having a visual impairment equivalent to B1 with very low visual acuity and/orand, or no light perception.

5. Grade V: AthleteRider has a mild impairment of movement or muscle strength or a deficiency of one limb or mild deficiency of two limbs. Grade V also includes AthletesRiders with visual impairment equivalent to B2 with a higher visual acuity than visually impaired Athletesriders competing in Grade IV and/or and, or a visual field of less than 5 degrees radius.
6. Grade VI: AthleteRider is deemed “Not Eligible” as a result of the Cclassification process. AthleteRider has a minor impairment and is able to can compete in Dressagedressage classes with an approved compensating aid or adaptive equipment-aid.

ARTICLE E 6.36.4 COMPETING IN A DIFFERENT GRADE

1. Athletes-Riders must compete in their assigned national or international grade.
2. If an athlete’s a rider’s grade changes as a result of reclassificationclassification evaluation at a competition in which they are competing, that athlete-rider may choose to compete in the Grade they have entered or choose to rider at their new gradenewly assigned Grade. If they choose to compete in their newly assigned Grade they may have a Commander for this competition only, from the date of reclassification, or may choose to compete in the original grade until the new Grade appears on the EC or FEI Classification Master list. The athlete must compete with the compensating aids relevant to the grade they have chosen to compete in.
3. ~~Athletes competing at the EC Bronze level are not required to be classified therefore they do not need to compete at an assigned grade, but are encouraged to compete at the highest level of their ability.~~
4. ~~When an athlete competing in their functional profile grade is reclassified by the classifiers, any qualification made at the higher grade may be handed down.~~
- 5.3. Where the entered grade is lower than the newly allocated grade, each of the athlete’s rider’s test’s finaltest result will be reduced by ten (10)10 percentage points. Where the entered Grade is higher than the newly assigned Grade the final percentage score will remain the same. Such a decision must be reported to the ground jury.
- 6.4. The athlete-rider may only compete in a Championship in their newly assigned grade, providing that they meet the qualification requirements.

ARTICLE E 6.46.5 PARA DRESSAGE TESTS

Each grade has its own series of tests:

Technical and Freestyle to Music tests. Tests are graded according to suitability for the athletesriders in the five grades (I, II, III, IV and V).

1. If possible, competition organizers should offer all Grades. All grades should be included if possible. TOC class may be offered by the competition organizer.
2. Arena size: All EC Para Dressage para dressage national tests are held in a 20m x 40m arena. — and FEI para dressage tests for Grades I-III are held in a 20m x 40 m arena. FEI para dressage tests for Grade IV-V compete, wherever possible, in a 20m x 60m arena.
3. Only the current Para Dressage tests may be used in official competitions.
 1. In-Grade I tests - riders, athletes compete at walk. AthleteRider numbers in this grade should begin with a 1, one (1).
 2. In-Grade II tests - riders, athletes compete at walk and trot. AthleteRider numbers in this grade should begin with a 2, two (2).

~~Grade I and Grade II athletes may be combined where there are less than four entries in either class. Each athlete competes in their grade and test results are calculated by comparing percentages.~~

~~3. In-Grade III Tests - riders, athletes compete at walk and trot. Athlete/Rider numbers in this grade should begin with a 3. three (3).~~

~~4. In-Grade IV Tests - riders, athletes compete at walk, trot, with lateral work, and canter. Numbers/Rider numbers in this grade should begin with a 4. four (4).~~

~~4.5. In-Grade V Tests - riders, athletes compete at walk, trot and canter with lateral work. Numbers/Rider numbers in this grade should begin with a 5. five (5).~~

~~4.4. EC Sanctioned Bronze Competition Tests: The following EC pPara dDressage nNational; FEI and RDA tests may be used in EC sanctioned Bronze sanctioned competitions:~~

~~1. Walk Tests (Level Test 1, Level Test 2, Level Test 3) - For athletes-riders who wish to compete at the walk.~~

~~2. Walk/Trot Tests (Level Test 1, Level Test 2, Level Test 3) - For athletes riders who wish to compete at the walk and trot.~~

~~3. Walk/Trot/Canter Tests (Level Test 1, Level Test 2, Level Test 3) – For athletes-riders who wish to compete at the walk, trot and canter.~~

~~4. FEI Para Novice and Intermediate Test A (Grade I-V).~~

~~5. FEI Para Novice and Intermediate Test B (Grade I-V).~~

~~6. RDA Freestyle Tests (Grade I-V).~~

~~Note: Athletes are not required to be classified to compete at EC Bronze sanctioned competitions, they are required, however, to submit a completed EC Para Dressage Dispensation Certificate if competing in Para Dressage classes, or if using compensating aids in Dressage classes.~~

~~2.5. EC Sanctioned Silver and Gold Competition Tests: The following EC para dressage national and, or Silver and Gold sanctioned competitions may use the EC Para Dressage National or the FEI Para Dressage tests may be used in EC sanctioned Silver and Gold competitions:~~

~~1. Walk Tests (Level Test 1, Level Test 2, Level Test 3) - For athletes-riders who wish to compete at the walk~~

~~2. Walk/Trot Tests (Level Test 1, Level Test 2, Level Test 3) - For athletes riders who wish to compete at the walk and trot~~

~~3. Walk/Trot/Canter Tests (Level Test 1, Level Test 2, Level Test 3) – For athletes-riders who wish to compete at the walk, trot and canter~~

~~4. FEI Para Novice Test A, Para Novice Test B and Para Novice Freestyle (Grade I-V), Intermediate and Grand Prix Test A (Grade I-V)~~

~~5. FEI Para Novice, Intermediate Test A, Para Intermediate Test B and Para Intermediate Freestyle (Grade I-V), and Grand Prix Test B (Grade I-V)~~

~~6. FEI Para Novice, Intermediate and Grand Prix Test A, Para Grand Prix Test B and Para Grand Prix Freestyle (Grade I-V)~~

~~3. EC (FEI) Platinum Competition Tests: EC Platinum Competitions must use the FEI Para Dressage tests:~~

~~FEI Para Novice Test A (Grade I – V) – For CPEDI 1* competition only.~~

~~FEI Para Novice Test B (Grade I – V) – For CPEDI 1* competition only.~~

~~FEI Para Freestyle (Grade I – V) – For CPEDI 1* competition only.~~

~~FEI Para Intermediate Test A (Grade I – V) – For CPEDI 2* competition only.~~

~~FEI Para Intermediate Test B (Grade I – V) For CPEDI 2* competition only.~~
~~FEI Para Intermediate Freestyle (Grade I – V) For CPEDI 2* competition only.~~
~~FEI Para Grand Prix Test A (Grade I – V) For CPEDI 3*, or higher, competitions.~~

~~FEI Para Grand Prix Test B (Grade I – V) For CPEDI 3*, or higher, competitions.~~

~~FEI Para Grand Prix Freestyle Tests (Grade I – V) For CPEDI 3*, or higher, competitions.~~

~~4. Athletes are required to be classified to compete at EC Silver, Gold or Platinum sanctioned competitions.~~

~~5. Please refer to the FEI website for FEI Para Dressage tests.~~

~~6. Each grade has its own series of tests:~~

~~Technical and Freestyle to Music tests are graded according to suitability for the athletes in the five grades (I, II, III, IV and V). All grades should be included if possible. Only the current Para Dressage tests may be used in official competitions.~~

~~● In Grade I tests, athletes compete at walk. Athlete numbers in this grade should begin with a one (1).~~

~~● In Grade II tests, athletes compete at walk and trot. Athlete numbers in this grade should begin with a two (2).~~

~~● Grade I and Grade II athletes may be combined where there are less than four entries in either class. Each athlete competes in their grade and test results are calculated by comparing percentages.~~

~~● In Grade III Tests, athletes compete at walk and trot. Athlete numbers in this grade should begin with a three (3).~~

~~● In Grade IV Tests, athletes compete at walk, trot, with lateral work, and canter. Numbers in this grade should begin with a four (4).~~

~~● In Grade V Tests, athletes compete at walk, trot and canter with lateral work. Numbers in this grade should begin with a five (5).~~

~~7. Arena size: All EC Para Dressage tests are held in a 20m x 40m arena. FEI tests for Grades I-III are held in a 20m x 40m arena. FEI tests for Grade IV-V compete, wherever possible, in a 20m x 60m arena.~~

~~8. All athletes with visual impairment may start the test from within the arena.~~

~~9. At EC Dressage competitions, On the grounds of safety, athletes in Grade I, II, III and Profile 36 (totally blind) may be accompanied around the outside arena by the trainer or his representative before the Test starts. They may be led, but must not be schooled from the ground. This person may stand outside the arena on the field of play during the Test~~

~~10. Maximum Tests per day: All athletes of all grades may compete in a maximum of four tests per day. Within this four a day limit, athletes are allowed to compete both Para Dressage and Dressage tests. Horses may compete in a total of four tests per day regardless of grade or division.~~

~~11. In the event that the horse starts to defecate or urinate, the clock will be stopped until the horse is ready to continue at which point the clock will be restarted.~~

~~12. All athletes may salute with a nod of their head only. Headgears must not be removed at the salute, and contact must be maintained on the reins.~~

ARTICLE E 6.6 RIDERS WITH PHYSICAL AND, OR VISUAL IMPAIRMENTS COMPETING IN DRESSAGE CLASSES

1. Para dressage riders competing in dressage classes must conform to the

- appropriate dress rules. **Exceptions:** see ART E 6.7, E 6.8 and ART E 6.9.
2. Riders must submit copies of their EC Para Dressage Dispensation Certificate and / or a copy of the EC Classification Master List with their entries. Copies shall be submitted as follows:
 - One to the steward, and
 - One copy must be attached to each test with a notation on the front of the test sheet.
 3. Competition organizers must notify official(s) before the start of the competition that there is a rider who will be competing with compensating aids or adaptive equipment aids and provide the officials with a copy of the EC Para Dressage Dispensation Certificate and / or a copy of the EC Classification Master List. A copy must be provided to the steward(s), and a copy must be attached to each test with a notation on the front of the test sheet.

ARTICLE E 6.7 DRESS

1. For complete dress rules see Chapter 4. Para dressage has the following exceptions:
 1. Boots: Black, brown or colour coordinated boots or stout riding shoes with heels must be worn. Plain black, brown or colour coordinated half Half-chaps or gaiters to the knee may be used.
 2. ArmBands: Arm bands for visually impaired riders: An A white arm band, provided by the athlete rider, in a distinctive color must be worn at all times by athletes riders with classified visual impairment, while mounted outside of the competition arena or space surrounding the competition arena.
 3. Arm band for hearing impaired riders: A light blue arm band, provided by the rider must be worn at all times by riders with classified hearing impairment, when mounted outside the competition arena or space surrounding the competition arena.

ARTICLE E 6.8 TACK AND EQUIPMENT

1. For complete saddlery and equipment rules see Chapter 4. Para dressage has the following exceptions:

ARTICLE E 6.13 ARTICLE E 6.8.1 SADDLES

1. Any type of well-fitting, well-maintained saddle and girth, suitable to the horse and athlete rider shall be used.
2. At the halt there must be a clear three-3 cm between any means of support and the athlete rider's trunk.
3. Any adaptations to a saddle must allow the athlete rider to fall free of the horse.
4. No saddle may be deeper in the seat than 12 cm with the seat pressed down. This is measured from the seat to the middle of a line from top of pommel to top of cantle.
5. Any modification or adaptation to the saddle must be listed on EC Para Dressage Dispensation Certificate or the EC Classification Master List.
6. To assist the athlete rider to balance, a soft (flexible) handhold, not more than 30 cm wide, may be attached to the saddle, in front of or above the pommel. Such a handhold may not be more than 10 cm above the top of the pommel when held. If a hard (fixed/rigid) handhold is essential, this requirement must be stated on the EC Para Dressage Dispensation Certificate or the EC Classification Master List. The hard handhold must comply with the same

measurement criteria as the soft handhold. EC reserves the right to allow these dispensations according to the specific impairment of an athlete a rider.

ARTICLE E 6.14 ~~ARTICLE E 6.8.2~~ STIRRUPS

1. Stirrups must be used, unless “no stirrups” or “one” stirrup appears on the athlete’s rider’s EC Classification Master List or Para Dressage Dispensation Certificate. Athletes Riders with 1 one (1) leg may ride with one 1 stirrup. If the athlete rider rides with a prosthesis 2 two (2) stirrups must be used.
2. Stirrups must have closed branches and no attachments, unless they are safety or magnetic stirrups. Safety stirrups and magnetic stirrups may have an opening on the outside branch. Magnetic stirrups may be open on the outside branch.
3. The stirrup leathers must have a release mechanism where they are attached to the saddle. Unless stated on the EC Classification Master List or EC Para Dressage Dispensation Certificate, the stirrup leathers must be on the outside of the saddle flap and hang freely from the safety bar of the saddle.
4. If athletes riders are using a strap from the stirrup iron or leather to girth, they must use safety stirrups as these straps prevent the stirrup leather releasing from the saddle.

ARTICLE E 6.8.3 SPURS

1. Spurs: Spurs are optional for para dressage riders. Offset spurs may only be used if they appear on the rider’s EC Classification Master List or FEI Master List.

ARTICLE E 6.16.9 COMPENSATING AIDS AIDS—OR ADAPTIVE EQUIPMENT AIDS

1. Standard Compensating Aids or Adaptive Equipment Aids are aids or equipment, other than approved saddlery or equipment as outlined in Chapter 4, which may be used by para dressage riders across all functional profiles. Standard compensating aids or adaptive equipment aids are allowed to be used by all para dressage riders and do not need to be noted on the EC Classification Master list or EC Para Dressage Dispensation Certificate.

Standard Compensating Aids or Adaptive Equipment Aids:

1. Salute with head only
2. Sitting or rising trot Trot can be sitting or rising
3. Gloves - optional
4. Spurs - optional
5. Saddle - any type of well fitting, well maintained saddle and girth suitable to horse and rider to be used. At the halt there must be a clear 3 cm between any means of support and the rider’s trunk. Any adaptation to the saddle must allow the rider to fall free from the horse.
6. Deep saddle - No saddle may be deeper in the seat than 12 cm with the seat pressed down. This is measured from the seat to the middle of a line from top of pommel to top of cantle.
7. Soft (flexible) hand hold (pommel strap) - must not be more than 10 cm above the top of the pommel when held. It may be attached to the front of the saddle, in front of or above the pommel.
8. Deep saddle
8. Elastic rubber bands on stirrups - such elastic must be of a width and strength to allow the rider to fall free of the horse.

9. Enclosed stirrups

10. Magnetic stirrups

11. ~~1 whip~~ Whip - The whip can be curved. ~~(a) The whip can be a total maximum length of 120 cm (100 cm when mounted on a pony). one hundred twenty centimetres (120 cm) as a standard compensating aid. The whip can be curved, the~~ The measurement should be from the tip to the point of the whip, not along the curve.

12. Breast plate ~~and/or~~ and, or neck strap

13. ~~Joined reins on double bridle - and elastic rein inserts are standard compensating aids for all Athletes. Joined reins must have a minimum of 30 cm from the curb bit to the join in the rein. It must be formed into a single rein in the Athlete's rider's hand.~~

14. Elastic inserts in reins

15. Safety vest (including inflatable)

16. ~~Knotted Reins/Rein stops (one knot per rein) - any larger knots, or more knots in each rein, will be considered a non-standard compensating aid or adaptive equipmentaid. Rein stops must be the same size and number as a knot in the rein.~~

17. ~~Voice - Riders in Grades I, II and III may use their voice as an aid, provided they do so in moderation. Riders in Grades IV and V may not use their voice at any time during the execution of their test.~~

2. Profile Specific Compensating Aids or Adaptive EquipmentAids

1. ~~Adaptive Compensating Aids~~ or Adaptive Equipment are aids or equipment, other than approved saddlery or equipment as outlined in Chapter 4, which may be used by nominated profiles and must be noted on the EC Classification Master List or the EC Para Dressage Dispensation Certificate. Refer to the FEI Para Dressage Rules Annex IV Compensating Aids or Adaptive EquipmentAids Summary Chart on the FEI website for a list of profile-specific Compensating Aids or Adaptive EquipmentAids.

Examples of Profile-Specific Compensating Aids or Adaptive EquipmentAids:

1. ~~Hard (fixed/rigid) handhold - must not be more than 10 cm high and 30 cm wide. Any deviation from these measurements will be considered as a non-standard compensating aid or adaptive equipmentaid.~~
2. ~~2 whips - any alteration to a conventional whip must be approved as a non-standard compensating aid or adaptive equipmentaid.~~
3. ~~Ring attachment - a ring attached to the D-ring of the saddle or breastplate that the rein runs through. This must allow a direct line from the bit to the rider's hand or upper limb and must not alter the angle to produce leverage on the rein. Where the rein passes through the ring, when measured vertically from the attachment must be no less than 10 cm and no more than 12 cm from the horse's wither. These rings must not be in a fixed position.~~
4. ~~Looped reins - Maximum of four loops per rein. Each loop measuring not more than 30 cm in length, measured inside the loops. These can be attached to the rein by a fixed attachment or by a loop that is clipped to attachments on the rein to allow for adjustment. There can be up to eight attachments on each rein. ~~or a~~ maximum of six fixed finger loops can~~

be stitched to the rein. Each finger loop measuring no more than 10 cm in length

5. **Ladder reins** – maximum of three soft rungs between the reins. All ladders must be on a single rein.
6. **Foot reins** – if the rein is not used in a conventional manner, it must be in as straight a line as possible from the rider's point of contact on the reins to the horse's mouth.
7. **Connecting rein bar** – this is a smooth, rounded, rigid bar connecting the two reins. The bar must be within the reins and must not extend wider than the reins. The bar should be a maximum of 30 cm.
8. **Strapping attached to saddlery**- riders must not be held in position by any mechanism that does not automatically release in the event of an accident. Any strapping used, such as Velcro, leather or elastic, must allow the rider to fall free from the horse. Velcro may be used on the lower limbs, and must be above the knee, to assist the rider in the saddle where there is an identified need as determined by the rider's functional profile. The total amount of overlapping Velcro, or similar material, used must not exceed 50 sq. cm. Each overlap contact must not exceed the dimensions of 3 cm x 6 cm. The total area of overlapping Velcro or similar material per leg must not exceed 3 cm x 6 cm of overlap contact. For safety reasons it is recommended that it is fastened in a "V" shape. Velcro cannot be passed through a ring or strap and folded back onto itself.
9. **Strap attached to the stirrup leather or stirrup iron to the girth** – the strap must measure no less than 5 cm from the girth to the stirrup leather or iron and may include Velcro to release. If a strap is used the rider must also use safety stirrups. When safety stirrups are used, the rider can not use enclosed stirrups as this may prevent the safety arm from opening. Rubber bands and magnetic stirrups may be used.
10. **Stirrups** – riders with 1 leg may ride with 1 stirrup. If the rider rides with a prosthesis 2 stirrups must be used. Riders may ride without stirrups if required.
11. **Use of sign language**
12. **Commanders and Callers** – see ART E 6.10

3. Non-Standard Compensating Aids or Adaptive Equipment

1. Non Standard compensating aids or adaptive equipment ~~are aids or equipment, other than those above, required by an individual rider and not described specifically in these rules. The need for these aids must be supported through the Classification process and the aid must be approved by the EC Compensating Aids or Adaptive Equipment Panel. The aids are prescribed. These aids are approved specifically for the athlete~~ are aids or equipment, other than those above, required by an individual rider and not described specifically in these rules. The need for these aids must be supported through the Classification process and the aid must be approved by the EC Compensating Aids or Adaptive Equipment Panel. These aids are approved specifically for the rider to enable them to ride the horse without an advantage over other riders within the same profile or Grade. These aids may include modifications to a standard or profile specific compensating aid or adaptive equipment or a piece of non-standard equipment custom made for the rider.
2. The use of non-standard compensating aid must be approved by the EC non-standard compensating aids panel before being used. Any requests for non-standard compensating aids or adaptive equipment ~~must be~~ approved by the EC non-standard compensating aids panel before being used. Any requests for non-standard compensating aids or adaptive equipment

made to EC Para Dressage Department who will forward the request to the CAP Compensating Aids or Adaptive Equipment Aids panel. The CAP panel will review the request and if approved the item will be added to the Athlete's rider's EC Classification Master List or EC Para Dressage Dispensation Certificate. Equipment cannot be used, until it appears on the EC Classification Master list or the EC Para Dressage Dispensation Certificate.

3. It is the responsibility of the athlete rider to ensure that all special equipment/non-standard compensating aids or adaptive equipment aids they use in competition meet the requirements under these rules, and that any non-standard or profile-specific compensating aids are noted for that athlete on their EC Classification Master list or EC Para Dressage Dispensation Certificate.

ARTICLE E 6.18-6.10 COMMANDERS AND CALLERS

COMMANDERS

1. Definitions:—Commanders read a test – The Canadian term ‘called’ is understood.;
—Callers call out the letters to those athletes with visual impairment who need this assistance.
2. At EC sanctioned Bronze, Silver and Gold level competitions, all EC para dressage national tests Para Dressage (EC and/or FEI) tests may be commanded. At EC Silver and Gold level competitions, all EC Para Dressage tests may be commanded, but FEI Para Dressage para dressage tests may only be commanded if a commander is listed as an approved compensating aid or adaptive equipment aid on the EC Para Dressage Dispensation Certificate or the EC Classification Master List. The Canadian term ‘called’ is understood where the FEI rules state ‘commanded’.
3. Commanders are permitted at championship shows if the athlete rider has this compensating aid or adaptive equipment aid listed on the EC Para Dressage Dispensation Certificate or the EC Classification Master List.
4. An electronic communication device may be used by the Commander if it is listed on the athlete's rider's EC Para Dressage Dispensation Certificate or the EC or FEI Classification Master List.
5. The person communicating to a competitor rider in the ring must stand next to a steward or an OC organizing committee appointed supervisor.
6. Riders shall have no more than one commander who shall stand in a fixed position outside the arena at E or B, or if this is not possible, stand as directed by the judge at C.
7. The commander may read each movement once or twice only, from the official printed text version of the test or extracts from it (without any augmentation).
8. The commander may inform the rider that the bell has rung.
9. Commanders may not carry a whip.
10. Headset use during test:
 1. All riders who have been allowed a commander or caller(s) as a compensating aid or adaptive equipment aid on the EC Para Dressage Dispensation Certificate or the EC Classification Master List are permitted to use a headset during freestyle tests only.
 2. Athletes/Riders who qualify as above (6.18.2) to use a commander, and who are also deaf, or hearing impaired as identified through the

classification process, may use sign language and/or and, or they may use a radio headset during all tests. This will be stated as a compensating aid or adaptive equipment aid on the EC Para Dressage Dispensation Certificate or the EC or FEI-Classification Master List.

3. It is the responsibility of the rider to provide a fully functioning headset with a receiver to enable the steward to listen to all communication going from the Commander to the rider. If a headset is not provided for the steward, the rider will not be permitted to use the equipment and must ride the test without it. **Exception:** If lack of a headset for the steward is noted during warmup, a judge may permit rescheduling until a suitable headset is provided.

==== All athletes who have been allowed a commander or caller(s) as a compensating aid on the EC Para Dressage Dispensation Certificate or the EC Classification Master List are permitted to use a headset during freestyle tests only.

==== It is the responsibility of the athlete to provide a fully functioning headset with a receiver to enable the steward to listen to all communication going from the coach / helper to the athlete. If a headset is not provided for the steward, the athlete will not be permitted to use the equipment and must ride the test without it. **Exception:** If lack of a headset for the steward is noted during warm-up, a judge may permit rescheduling until a suitable headset is provided.

==== Athletes shall have no more than one commander who shall stand in a fixed position outside the arena at E or B, or if this is not possible, stand as directed by the judge at C.

==== The commander may read each movement once or twice only, from the official printed text version of the test or extracts from it (without any augmentation).

==== All commanders must be supervised by a steward or an OC appointed supervisor, preferably one who speaks the same language.

==== Commanders may not carry a whip.

CALLERS

1. Callers call out the letters to those riders with visual impairments.
2. Callers may only call the name of the letter(s).
3. Only the lead caller (who may also be the commander command—where approved as in 6.14.3) may be in the center of the arena and may not move around except for a safe distance to avoid the path of the horse. All other callers must be positioned outside the arena, and may move from one marker to another, provided they do not restrict the vision of any of the Judges/judges.
4. There shall be no more than four (4) human callers placed around the arena and one (1) caller at X, but Athletes/riders with classified visual impairment are encouraged to use as few callers as possible.
5. Electronic callers can be placed at every letter. The caller at C may be exchanged for a beacon beeper which is to be provided by the athlete/rider. The OC/organizing committee must be notified if electronic callers are being used and the set-up of such devices must not affect the running of the competition, nor cause any disturbance to other athletes/riders.
6. Callers may not carry a whip.

ARTICLE E 6.66.11 THE POSITION AND AIDS OF THE ATHLETE/RIDER

Wherever able, athletes should follow the guidelines as set out in Article E 1.20

1. Wherever possible the athlete~~rider~~ should follow the objective and general principles of Dressage~~dressage~~. However, as athletes~~riders~~ with impairments do not have the use of the entire body, all references to the aids must be interpreted to include the use of other parts of the body ~~and/or~~and, or appropriate and approved compensating ~~aids or adaptive equipment~~aids.
 2. The athlete~~rider~~ will try to be well balanced and steady in the saddle, conforming as far as possible to the FEI definition of an athlete's~~a rider's~~ position. This position makes it possible for the athlete~~rider~~ to show progressive riding ~~and/or~~and, or training and to show all the movements and transitions with as little effort of the Athlete~~rider~~ as possible. The aids that communicate the wishes of the athlete~~rider~~ to the horse are of great importance in dressage.
 3. Where possible, athletes~~riders~~ will ride with both hands. If foot reins are used, neither the hands nor arms may be used, at all Para Dressage events when executing any official Para Dressage tests published by the FEI or EC.
 1. A discreet "pat on the neck" for a well performed exercise or for reassurance is perfectly acceptable or is the situation of an Athlete~~a rider~~ needing to wipe a fly from their eye or other situations such as adjusting clothing etc. However, if the athlete~~rider~~ intentionally takes the reins into one hand in order to use either the reins of the other hand to produce more impulsion from the horse, or to promote applause from the spectators during the test, it will be considered a fault and will be reflected in the mark for both the movement and the collective mark for "Athlete~~rider~~". If foot reins are used, neither the hands nor arms may be used.
 2. When leaving the arena at a walk on a long rein, after having finished their performance, the athlete~~rider~~ may, at their own discretion, ride with only one hand.
- Voice — athletes in Grades I, II and III may use their voice as an aid whilst riding in their allocated grade, provided they do so in moderation. Athletes in Grades IV and V may not use their voice at any time during the execution of their test.
- Once a test has started the athlete shall not speak to any other person, unless spoken to by the judge. Such a fault will be penalized by the deduction of at least two (2) marks by each judge from those that would otherwise have been awarded for the movement where the voice was used.

ARTICLE 6.5E 6.12 EXECUTION OF TESTS

1. All FEI ~~para dressage~~ tests must be carried out entirely from memory, ~~except~~Exception: those who may have their Tests commanded and/or called Riders who have a commander and, or caller listed as a compensating aid or adaptive equipment~~aid listed on their EC Para Dressage Dispensation Certificate or EC Classification Master List, or FEI Classification Master List.~~
- 1.2. All athletes~~riders~~ with visual impairment may start the test from within the arena.
- 2.3. At EC ~~Dressage para dressage~~ competitions, ~~on the grounds of safety,~~ athletes~~riders~~ in Grade I, II, III and Profile 36 (totally blind) ~~riders,~~ may be accompanied around the outside arena by the trainer, or ~~his~~their representative, before the ~~Test~~test starts. They may be led, but must not be schooled from the ground. ~~This~~During this test, this person may stand outside the competition

arena in the space surrounding the competition arena within the overall enclosure.~~on the field of play during the Test~~

4. For Grade I, II and III riders, if circumstances allow, a companion horse, ~~that horse~~ may stand adjacent to the arena. The area where a companion horse may stand must be designated by the Judge~~judge~~ at C prior to the start of the class.

~~3.5. Grade I, II and III riders may use their voice during the test.~~

4. ~~Maximum Tests per day: All athletes of all grades may compete in a maximum of four tests per day. Within this four a day limit, athletes are allowed to compete both Para Dressage and Dressage tests. Horses may compete in a total of four tests per day regardless of grade or division.~~

5.6. In the event that the horse starts to defecate or urinate, the clock will be stopped until the horse is ready to continue at which point the clock will be restarted.

6. ~~All athletes may salute with a nod of their head only. Headgears must not be removed at the salute, and contact must be maintained on the reins.~~

7. Beginning/End of test. A test begins with the Entry~~entry~~ at A and ends after the salute at the end of the tests as soon as the horse moves forward.

ARTICLE E 6.6 THE POSITION AND AIDS OF THE ATHLETE

Wherever able, athletes should follow the guidelines as set out in Article E 1.20

2.1. ~~Wherever possible the athlete should follow the objective and general principles of Dressage. However, as athletes with impairments do not have the use of the entire body, all references to the aids must be interpreted to include the use of other parts of the body and/or appropriate and approved compensating aids.~~

3.1. ~~The athlete will try to be well balanced and steady in the saddle, conforming as far as possible to the FEI definition of an athlete's position. This position makes it possible for the athlete to show progressive riding and/or training and to show all the movements and transitions with as little effort of the Athlete as possible. The aids that communicate the wishes of the athlete to the horse are of great importance in dressage.~~

4.1. ~~Where possible, athletes will ride with both hands at all Para Dressage events when executing any official Para Dressage tests published by the FEI or EC.~~

1. ~~A discreet "pat on the neck" for a well performed exercise or for reassurance is perfectly acceptable or is the situation of an Athlete needing to wipe a fly from their eye or other situations such as adjusting clothing etc.~~

~~However, if the athlete intentionally takes the reins into one hand in order to use either the reins of the other hand to produce more impulsion from the horse, or to promote applause from the spectators during the test, it will be considered a fault and will be reflected in the mark for both the movement and the collective mark for "Athlete". If foot reins are used, neither the hands nor arms may be used.~~

5.1. ~~When leaving the arena at a walk on a long rein, after having finished their performance, the athlete may, at their own discretion, ride with only one hand.~~

4.1. Voice—athletes in Grades I, II and III may use their voice as an aid whilst riding in their allocated grade, provided they do so in moderation. Athletes in Grades IV and V may not use their voice at any time during the execution of their test.

5.1. Once a test has started the athlete shall not speak to any other person, unless spoken to by the judge. Such a fault will be penalized by the deduction of at

least two (2) marks by each judge from those that would otherwise have been awarded for the movement where the voice was used.

ARTICLE E 6.7.6.13 COLLECTIVE MARKS

1. National Tests

1. Paces
2. Submission (way of going, attention and confidence, ease of movements, acceptance of bridle)
3. Skill and accuracy of rider
4. Equestrian feel and skill of rider~~Rider's position and seat, correctness and effect of the aids~~

2. FEI Tests

1. General Impression (harmonious presentation of the rider/horse combination, equestrian feel and skill of the rider, discreet and effective influence of the aids, accuracy)
- ~~1. Collective marks on Para-Dressage tests differ slightly from collective marks in Dressage tests. Movements, and certain transitions from one (1) movement to another, which have to be marked by the Judges, are numbered on the Judge's sheet.~~
 - ~~2. They are marked from zero (0) to ten (10) by each Judge, zero (0) being the lowest and ten (10) the highest mark.~~
 - ~~3. For the scale of marks see E.9.7.10.a) b) c).~~
 - ~~4. "Not executed" means that practically nothing of the required movement has been performed.~~
 - ~~5. Collective mark – After the Athlete has finished their performance, a collective mark is allocated for "General Impression"~~
 - ~~6. The collective mark, as well as certain difficult movements, can be given a coefficient, which is fixed by the FEI.~~

ARTICLE E 6.8.6.14 ERROR OF TEST/ELIMINATION/PENALTIES

The following ~~replace or are in places or is~~ in addition to the information stated in Chapter 9, Article E 9.3 Error of Test and Article E 9.5 Elimination from a Class Error of Test

1. Error of Test:

Each of these errors incur 2 technical penalties in EC para dressage test and 0.5% in FEI tests ridden at EC sanctioned competitions. ~~two (2) penalty points which are not cumulative and therefore do not result in elimination. The technical penalties will be deducted per fault by each judge but these deductions are not cumulative and will not result in elimination (including the freestyle tests):~~

- ~~1. **Sound of the Bell:** Entering the Dressage arena before the sound of the bell; not ~~Not~~ entering the Dressage arena within ~~sixty (60)~~ 60 seconds after the bell, but within ~~one hundred and twenty (120)~~ 120 seconds. If an Athlete does not enter the arena within 120 seconds of the bell being rung, the Athlete will be eliminated. For Freestyle ~~freestyle~~ tests, entering the Dressage arena after more than ~~thirty (30)~~ 30 seconds of music, but within ~~sixty (60)~~ 60 seconds.~~
- ~~2. **Discrepancy in Dress Rules:** Entering the arena with boots on the horse's legs or a discrepancy in the dress rules. If the test has already started before the discrepancy has been noticed, the Judge at C stops the Athlete and if~~

needed and possible, an assistant may enter the arena to remove the item(s). Once the items have been removed, the athlete may continue their test, either by starting from the beginning (from inside the fence) or from the movement where they were stopped. The marks given before they were stopped are not changed.

- 3.2. **Resistance** - Resistance may last no longer than 60 seconds. However, resistance that may endanger athleteriders, horsehorses, officials or members of the public may result in immediate elimination for safety reasons. see below point 2.
- 4.3. **Horse Leaving the Arena:** Athlete Rider directing the horse to the outside of the arena. In the case of a horse being unintentionally directed to leave the arena with all four feet where the boards are continuous, the steward or other suitable person will remove one or more boards to allow the athlete rider to re-enter the arena safely.

Errors for Freestyles

5. **Disallowed Movements:** ~~An athlete intentionally showing disallowed paces or movements during the execution of the freestyle test will have eight (8) marks deducted by each judge each time a disallowed movement is shown, and the choreography mark will be five (5) or below but will not be eliminated. The decision of the judge at C will be final in such cases.~~
6. **Required Movements:** The test sheet shows a list of required movements that must be included in the test. If a required movement has been omitted, the judge(s) will each give zero (0) for that movement. The mark for choreography will also be affected. The decision of the judge at C will be final.
7. **Discussions:** Once a test has started the athlete shall not speak to any other person, unless spoken to by the judge. Such a fault will be penalized by the deduction of at least two (2) marks by each judge from those that would otherwise have been awarded for the movement where the voice was used.

1-2. Elimination from a Class

Each of the below situations will result in elimination:

1. **Fall:** Fall of horse and/or athlete
- 2.1. **Entering Arena:** Entering the Dressage arena after 120 see seconds for technical tests and after 90 seconds for freestyle tests.
- 3.2. **Horse Leaving Arena:** A horse leaving the arena completely, with all four feet and in a willful manner, causing the athlete-rider to lose control, however However, if the athlete rider directs the horse to the outside of the arena or the arena is not fully boarded, the horse is not automatically eliminated see ART E 6.14. The decision is that of the judge at C. Such incidents will incur a two (2) point deduction of the marks. In the case of a horse being unintentionally directed to leave the arena with all four feet where the boards are continuous, the steward or other suitable person will remove one or more boards to allow the athlete to re-enter the arena safely.
- 4.3. **Resistance:** Resistance which lasts over sixty (60)60 seconds. Resistance that endangers the athleterider, horse, officials or members of the public will result in immediate elimination for safety reasons
5. **Outside Assistance:** ~~Any outside assistance or intervention, including coaching by voice, signs etc., may result in elimination, at the discretion of the president of the ground jury or the judge at C. In cases where an Athlete stops the test and receives outside assistance in order to turn a~~

temporarily unsafe situation back into a safe situation, (in case of a lost stirrups), each judge should give zero (0) for the particular movement, but allows the Athlete to continue their Test. However, if the danger seems to be of a more permanent character, it shall remain at the discretion of the judge at C to eliminate the combination.

6. ~~**Blood:** Presence of blood also see Art E 9.5: If the Judge at C suspects fresh blood anywhere on the horse during the test, they will stop the horse to check for blood. If the horse shows fresh blood, it will be eliminated. If the Steward discovers fresh blood in the horse's mouth or in the area of the spurs during the equipment check at the end of the test, they must inform the Judge at C, who will eliminate the horse and the athlete. If there is blood on the horse, the onsite veterinarian is to be called to decide if the horse is fit to continue in additional classes at the event. If the horse is eliminated pursuant to the above, or if the horse is injured during the test and starts bleeding after finishing the test, it should be examined by an onsite veterinarian prior to the next class to determine if it is fit to continue in the event.~~
7. ~~**Schooling:** At Silver and Gold Championships, schooling of horses may only be done by the competing athlete from their arrival on the show grounds until their last class ridden, under penalty of elimination, with the exception of Grade I, II and III Classified Para Dressage athletes (See 6.11.1.1. below) A groom mounted in the saddle may walk the horse on a long rein.~~

ARTICLE E ~~6.156.9~~ OTHER OUTSIDE ASSISTANCE

1. Any outside assistance or intervention, including coaching by voice, signs etc., may result in elimination, at the discretion of the president of the ground jury or the judge at C.
2. In cases where ~~an athlete~~ rider stops the test and receives outside assistance ~~in order~~ to turn a temporarily unsafe situation back into a safe situation (e.g. in case of a lost stirrup, broken equipment or broken compensating aid or adaptive equipment), each judge should give zero (0) for the particular movement, but allow the athlete-rider to continue their test when the unsafe situation is resolved. However, if the dangerous situation persists, it shall remain the discretion of the judge at C to eliminate the combination. The athlete's rider's trainer or representative may stand near the competition arena to relay the judges' instructions, if necessary.
3. For Grade I, II and III, helpers (maximum ~~four~~ 4 in total including the trainer or other personnel as described above) may be placed in corners outside the arena for safety reasons. Each helper must stand as directed by the Steward steward to ensure they do not impede the view of the Judgesjudges. In an emergency, they may give physical assistance. Penalties will be at the discretion of the Judgejudge at C, who may eliminate the Athlete-rider either at the time, or at the conclusion of the ~~Test~~test. Any outside assistance other than in case of emergency, will be considered as unauthorized assistance (~~see FEI article 8430.14.1~~) and must result in elimination, ~~see ART E 9.4~~.
4. ~~For Grade I, II and III, if circumstances allow, a companion horse may stand adjacent to the arena.~~
5. ~~All athletes with visual impairment may start the test from within the arena.~~

ARTICLE E-6.106.16 THE FEI FREESTYLE TEST

1. The FEI freestyle tests are ~~competitions that can be used by~~ offered for all ~~grades-Grades~~ at all levels (Novice, Intermediate and Grand Prix). Each grade Grade has its own freestyle test. See FEI tests at <https://inside.fei.org/fei/your-role/organisers/p-e-dressage/tests>.
2. Grade I - III freestyle tests ~~must be no shorter than four minutes and no longer than four minutes and 30 seconds. Tests are performed in a 20 m x 40 m arena.~~
- 3.—Grade IV - V freestyle tests ~~must be no shorter than four minutes 30 seconds, and no longer than five minutes, and may be arc ridden in a 20m x 40m or 20 m x 60 m arena. The music must not start more than twenty (20) seconds before the athlete enters the arena, and the music must cease at the final salute.~~
- 4.—A halt and salute on the center line facing the judge at C at the beginning and end of the test is compulsory. The test time will start when the athlete moves off from the first halt and finishes at the final halt.
- 5.—Prohibited Movements
- 6.—Athletes riding in Grade I and II may not show canter, piaffe or passage.
- 7.—Athletes riding in Grade III may not show piaffe or passage and only show canter work that does not include lateral work, flying changes, half or full pirouettes.
- 8.—Athletes riding in Grade IV may not show piaffe, passage, sequence changes or half or full canter pirouettes.
- 9.—Athletes riding in Grade V may not show piaffe, passage, one time or two times sequence changes or full pirouettes.
- 10.—An athlete intentionally showing disallowed paces or movements during the execution of the test will have eight (8) marks deducted by each judge each time a disallowed movement is shown, and the choreography mark will be five (5) or below but will not be eliminated. The decision of the judge at C will be final in such cases.
- 11.—The test sheet shows a list of required movements that must be included in the test. If a required movement has been omitted, the judge(s) will each give zero (0) for that movement. The mark for choreography will also be affected. The decision of the judge at C will be final.
- 12.—In case of equality of percentages in a Freestyle test for the first three (3) places, the higher artistic marks will decide on the better placing. Should the artistic mark be the same, the higher mark for harmony will decide. If still tied, the higher mark for choreography will decide. In the case of equality of marks for the remaining places, the athletes are given the same placing.

ARTICLE E 6.16.1 TIME LIMIT

1. The minimum and maximum time limit for all FEI freestyle tests can be found at the top of each freestyle test sheet.
2. The test is timed from the horse's move-off after the initial halt and salute and ceases at the final salute.
3. In the case of a freestyle test being clearly above or below the required time limit there will be a deduction of 0.5% (time penalty) from the total of the artistic score. Slight failure to perform within the given time (approx. 10 seconds) should be treated generously without a deduction of marks, especially if unusual circumstances occur.
4. The rider has 60 seconds to signal the music and 30 seconds to enter the arena after the start of the music. Exceeding 30 seconds after the start of the music will incur a penalty see ART E 6.14.1 Exceeding 90 seconds before entering the

arena will entail elimination see ART E 6.14.2.

ARTICLE E 6.16.2 COMPULSORY OR FORBIDDEN ELEMENTS

1. Compulsory elements are listed on each freestyle test sheet
2. Forbidden elements are movements of a higher class (a movement that is not mentioned in the test sheet) examples include:
 1. Grade I and II riders: Canter, piaffe, passage
 2. Grade III riders: Canter lateral work, flying changes, half or full pirouettes, piaffe, passage
 3. Grade IV riders: In canter: sequence changes and half or full pirouettes, piaffe, passage
 4. Grade V riders: More than a half pirouette in canter, two (2) time and one (1) time changes, piaffe and passage

ARTICLE E 6.16.3 SCORING, JUDGING, TECHNICAL EXECUTION

1. **Technical Execution:** The mark for the technical execution depends on the quality of performing the compulsory movements of the test. Scoring is as in standard tests. The Judge gives a mark (full and half marks are allowed) for each single movement shown. If the rider performs a movement several times, the Judge has to give several single marks, which then will be averaged by the Judge to a final mark for this movement at the end of the performance. The total for the Technical Execution is found by adding the final marks for each movement multiplied by their coefficients.
2. **Artistic Marks:** The six artistic marks are scored by full, half or decimal marks and multiplied by their coefficients:
 1. Rhythm, energy, elasticity
 2. Harmony
 3. Riding skills
 4. Choreography
 5. Music
 6. Interpretation of musicThe total of the artistic marks is found by adding the six final marks multiplied by their coefficients.
3. Scorers must apply the relevant coefficients to each movement as marked by the judge, in both the technical and artistic sections. These coefficients are clearly marked in the column titled coefficient in both the technical and artistic sections. Once the coefficients have been calculated, scorers must total the technical section and the artistic sections separately.
4. Once the technical and artistic totals are prepared, scorers must then add the total of the technical and artistic scores together and divide by the total possible score to calculate the final percentage to three decimal points.
5. When there is more than one judge, each judge's final total shall be added together and divided by the number of judges. This number will then be calculated as a percentage.
6. All scores in both technical and freestyle tests must be calculated to the third decimal point.
7. In the case of a tie, the higher score for artistic presentation will determine the winner. Should the artistic mark be the same, the higher mark for harmony will decide. If there is still a tie the higher mark for choreography will decide.

8. **Omissions:** If a compulsory movement has been left out completely and deliberately the judge has to give a zero (0) for the movement. The score for both, choreography and rider skill cannot be higher than 5.5. It is up to the judge to go further down with these two marks if more than one movement has been left out.
9. **Movements of higher class:** If a rider deliberately shows a movement of a higher class there is no mark possible for that movement and there will be a deduction of eight (8) points each time the not allowed movement is deliberately shown. The score for both, choreography and rider skill cannot be higher than 5.5. The judge should always pay attention to whether the requirements were exceeded intentionally or due to a mistake.
10. **Performing additionally allowed movements:** Additionally allowed movements cannot be judged in the technical marks. Therefore, showing them can only be reflected in the artistic marks. If they are performed well, it enhances the artistic mark and confirms the marks already given or makes them slightly higher. If they are not performed well they will be penalized and every mark could be affected. If they are executed in a way not according to the principles or riding as described in the FEI Dressage Handbook and or not considering the welfare of the horse then there will be a one (1) point deduction on the rider skill mark and the choreography mark cannot be higher than 5.5.
11. **Execution not according to the freestyle rules:** If a required movement has been shown deliberately not according to the rules the mark for the technical execution of the movement has to be below 5, there will be a one (1) point deduction on the rider skill mark and the choreography mark cannot be higher than 5.5.
12. **Exceeding the requirements deliberately:** If a compulsory movement has been shown deliberately (not as the result of a mistake) above the requirements, the mark for the technical execution of the movement has to be below 5, there will be a one (1) point deduction on the rider skill mark and the choreography mark cannot be higher than 5.5.
13. **Execution below the requirements:** If a compulsory movement has been shown deliberately (not as the result of a mistake) and significantly below the requirements and without having been shown correctly at least once, the mark for the technical execution of that movement has to be below 5, there will be a one (1) point deduction on the rider skill mark and the choreography mark cannot be higher than 5.5.

For additional information on FEI Para Dressage Freestyle Tests please see [the FEI Para Dressage Judging Manual on the FEI website](https://inside.fei.org/fei/disc/para-dressage/rules)
<https://inside.fei.org/fei/disc/para-dressage/rules>

ARTICLE E 6.11 THE SCHOOLING AND SHARING OF HORSES

Schooling of horses/ponies may only be done by EC Sport Licence holders.

1. — At Silver and Gold Championships, schooling of horses may only be done by the competing athlete from their arrival on the show grounds until their last class ridden, under penalty of elimination, with the exception of Grade I, II and III Classified Para Dressage athletes (See 6.11.1.1. below) A groom mounted in the saddle may walk the horse on a long rein.
 - 1.1 — At Silver and Gold Championships, horses for Grades I, II and III may be ridden and/or schooled for up to 30 minutes per day by the

trainer/coach/groom who should wear an armband of distinctive colour to identify themselves. Armbands to be provided by the athlete. Horses may not be ridden and/or schooled unless an official steward is present to observe and regulate the time allowed. Training times can be supervised by an OC appointed supervisor if a second steward is not available.

2. At Silver and Gold Championships, horses being competed by Grade I, II and III athletes may not be trained/schooled by anyone other than the athlete for the 15 minutes before they enter the competition arena to perform their Dressage test. Horses may, however, be led around with or without the athlete during the 15 minutes prior to this but may not be schooled from the ground.
3. Shared horses
 - 3.1 Horses may not be shared by athletes in the same Grade category. A horse cannot compete against itself in the same class.
 - 3.2 When the horse is shared by two athletes (one lower grade/one higher grade):
 - a) If the lower grade competes first, 30 minutes schooling applies prior to the test.
 - b) If the higher grade competes first, this is considered the 30 minutes training time, and therefore no further allocation of time will be allowed for the lower Grade athlete. This is on the grounds of horse welfare.
 - c) If shared, horses may only be warmed up before the competition for Grade I, II and III athletes.

ARTICLE E 6.12 DRESS

Refer to Chapter 4 with following exceptions:

1. **Boots:** Black, brown or colour coordinated boots or stout riding shoes with heels must be worn. Plain black, brown or colour coordinated half chaps or gaiters to the knee may be used.
- 2.1. **Arm Bands:** An arm band, provided by the athlete, in a distinctive color must be worn at all times by athletes with visual impairment while mounted outside of the competition arena.
3. **Whips:** As whips are not allowed in Dressage championship competitions for non disabled/impaired athletes, if a Para Dressage athlete requires more than one (1) whip this must be stated on the EC Classification Master List. Para Dressage athletes who enter non disabled Dressage championship class, must submit a copy of their compensating aids from the EC Master List and a copy of the standard compensating aids list for the benefit of judges and stewards.
4. **Gloves:** Gloves are optional for Para Dressage athletes.
5. **Spurs:** Spurs are optional for Para Dressage athletes. Offset spurs may only be used if they appear on the athlete's EC Classification Master List or FEI Master List.
6. Classified athletes who wish to request to use a non standard compensating aid, or for an aid to be added to the EC Classification Master List must be approved by the EC Classification Advisory Group (CAP). The request must be submitted to the Para Dressage department at EC in writing, with supporting documentation if required. If approved, the aid will be added to the EC Classification Master List. Non classified Para Dressage athletes who are competing at the EC Bronze level competitions must have the information

~~added to the EC Para Dressage Dispensation Certificate or the EC Classification Master List. Information must identify clearly the compensating aids that they are permitted to use in competition.~~

ARTICLE E 6.13 SADDLES

- ~~1. A well-fitting, well-maintained saddle, suitable to the horse and athlete shall be used.~~
- ~~2.1. At the halt there must be a clear three 3 cm between any means of support and the athlete's trunk.~~
- ~~3.1. Any adaptations to a saddle must allow the athlete to fall free of the horse.~~
- ~~4.1. No saddle may be deeper in the seat than 12 cm with the seat pressed down. This is measured from the seat to the middle of a line from top of pommel to top of cantle.~~
- ~~5.1. Any modification or adaptation to the saddle must be listed on EC Para Dressage Dispensation Certificate or the EC Classification Master List~~
- ~~6.1. To assist the athlete to balance, a soft (flexible) handhold, not more than 30cm wide, may be attached to the saddle, in front of or above the pommel. Such a handhold may not be more than 10 cm above the top of the pommel when held. If a hard (fixed/rigid) handhold is essential, this requirement must be stated on the EC Para Dressage Dispensation Certificate or the EC Classification Master List. The hard handhold must comply with the same measurement criteria as the soft handhold. EC reserves the right to allow these dispensations according to the specific impairment of an athlete.~~

ARTICLE E 6.14 STIRRUPS

- ~~1. Stirrups must be used, unless "no stirrups" or "one" stirrup appears on the athlete's EC Classification Master List or Para Dressage Dispensation Certificate. Athletes with one (1) leg may ride with one stirrup. If the athlete rides with a prosthesis two (2) stirrups must be used.~~
- ~~2.1. Stirrups must have closed branches and no attachments unless they are safety or magnetic stirrups. Safety stirrups may have an opening on the outside branch. Magnetic stirrups may be open on the outside branch. The stirrup leathers must have a release mechanism where they are attached to the saddle. Unless stated on the EC Classification Master List or EC Para Dressage Dispensation Certificate, the stirrup leathers must be on the outside of the saddle flap and hang freely from the safety bar of the saddle.~~
- ~~3.1. If athletes are using a strap from the stirrup iron or leather to girth, they must use safety stirrups as these straps prevent the stirrup leather releasing from the saddle.~~

ARTICLE 6.15 BRIDLES AND BITS

~~REFER TO ARTICLE E 4.2, 4.2.1, 4.2.2, 4.3, 4.4, 4.4.1, 4.5~~

ARTICLE E 6.16 COMPENSATING AIDS

- ~~1.1 Standard compensating aids are aids or equipment, other than approved saddlery or equipment as outlined in Chapter 4, which may be used by athletes across all functional profiles. Standard compensating aids are allowed to be used by all athletes and do not need to be noted on the EC Classification Master list. See Article~~

~~E 6.2.4 for the list of Standard compensating aids.~~

~~1.2 Profile specific compensating aids are aids or equipment, other than approved saddlery, which may be used by nominated profiles and must be noted on the EC Classification Master List or the EC Para Dressage Dispensation Certificate.~~

~~1.31.1 Non Standard compensating aids are aids, other than those above, required by an individual and not described specifically in these rules. The aids are prescribed specifically for the athlete to enable them to ride the horse without an advantage over other athletes within the same profile or Grade. These aids may include modifications to a standard or profile specific compensating aid or a piece of non-standard equipment custom made for the Athlete.~~

~~1.3.11.1.1 The use of non-standard compensating aid must be approved by the EC non-standard compensating aids panel before being used. Any requests for non-standard compensating aids must be made to EC Para Dressage Department who will forward the request to the CAP panel. The CAP panel will review the request and if approved the item will be added to the Athlete's EC Classification Master List. Equipment cannot be used, until it appears on the EC Master list.~~

~~1.3.21.1.1 It is the responsibility of the athlete to ensure that all special equipment/compensating aids they use in competition meet the requirements under these rules, and that any non-standard or profile-specific compensating aids are noted for that athlete on their EC Classification Master list or EC Para Dressage Dispensation Certificate.~~

2.—Hand holds

~~2.1 All athletes may use a soft hand hold (pommel strap).~~

~~2.2 All athletes may use a neck strap as a hand hold. A breast plate is also allowed.~~

~~2.3 All athletes within a nominated profile may use a hard (fixed/rigid) hand hold if required. The hard handhold must not be more than 30 centimetres wide and 10 centimeters high above the top of the pommel when held. It may be attached to the front of the saddle, in front of or above the pommel.~~

3.—Whips

~~3.1 All athletes may use one (1) whip (a total maximum length of 120 cm) as a standard compensating aid. The whip may be curved, the measurement should be from the tip to the point of the whip, not along the curve.~~

~~3.2 Athletes with nominated profiles may use two (2) whips. This must be stated on the athletes EC Classification Master list or EC Para Dressage Dispensation Certificate.~~

~~3.3 Any alteration to a conventional whip (i.e. Velcro to hold to glove) must be approved by EC as a non-standard compensating aid and must be appear on the Athlete's EC Classification Master list or EC Para Dressage Dispensation Certificate.~~

4.—Reins

~~4.1 Joined reins and elastic rein inserts are standard compensating aids for all Classified Para Dressage athletes and does not need to noted on the EC Classification Master list. This does need to be stated on an athlete's EC Para Dressage Dispensation Certificate.~~

- 4.2—Joined reins must have a minimum of 30 cm from the curb bit to the join in the rein. It must be formed into a single rein in the athlete's hand.
- 4.3—Athletes in nominated profiles may use foot reins when no other reins can be controlled by the arm(s) or hand(s)/finger(s) from the upper part of the body of the athlete. Foot reins must be stated on the EC Classification Master list.
- 4.4—If the rein is not used in a conventional manner, it must be in as straight a line as possible from the athlete's point of contact on the reins to the horse's mouth.
- 4.5—Athletes within nominated profiles may use a ring attached to the D-ring of a saddle or breastplate that the reins run through. This must allow a direct line from the bit to the athlete's hand or upper limb, and must not alter the angle to produce leverage on the rein. Where the rein passes through the ring, when measured vertically from the attachment, must be not less than 10 cm and no more than 12 cm from the horse's wither. Reins used in this way must be stated on the EC Classification Master list.
- 4.6—Knotted reins may be used. Each rein may have one knot or a twist/tie of the rein. Rein stops are also allowed but must have the same size and number as a knot in the rein. Any larger knots are considered non-standard compensating aid.
- 4.7—Looped and Ladder reins are profile specific. A maximum of 4 loops per rein. Each loop strap measuring no more than 30 cm in length (measured inside the loop). The loops can be attached to the rein by a fixed attachment of or can be a loop that is clipped to the attachments on the reins to allow for adjustment. There can be up to eight (8) attachments on each rein.
- 4.7.1—A maximum of six fixed finger loops can be stitched into the rein. Each loop measuring no more than 10 cm in length.
- 4.7.2—Ladder reins can have a maximum of three soft rungs between reins. All ladders must be on a single rein.
- 4.7.3—Connecting rein bar. Athletes in nominated profiles can use a connecting rein bar. This is a smooth, rounded, rigid bar connecting the two reins. The bar must be within the reins and must not extend wider than the reins. The bar should be a maximum of 30 cm.

5.—Strapping attached to Saddlery

- 5.1—All strapping must be recorded on athlete's EC Classification Master list.
- 5.2—Athletes must not be held in position by any mechanism that does not automatically release in the event of an accident. Any strapping used, such as Velcro, leather or elastic, just allow the athlete to fall free from the horse.
- 5.3—Velcro may be used on the lower limbs. It must be above the knee, "mid-thigh" The use of Velcro in this way must appear on the athletes EC Classification Master list. The total amount of overlapping Velcro, or similar material, used by any athlete, must not exceed fifty (50) square centimeters. Each overlap contact must not exceed the dimension of 3 cm wide by 6 cm long. For safety reasons, it is recommended that it is fastened in a "V" shape. Velcro cannot be passed through a ring or strap and folded back on itself.
- 5.4—Straps from stirrup leather to girth or stirrup iron to girth. Athletes in nominated profiles may use a strap to assist the control of the lower leg. The strap must

measure no less than 5 cm from the girth to the stirrup leather or iron.

ARTICLE E 6.17 OTHER MISCELLANEOUS EQUIPMENT ALLOWED/NOT ALLOWED

Refer to Article E 4.9

ARTICLE E 6.18 COMMANDERS AND CALLERS

Definitions: Commanders read a test;

Callers call out the letters to those athletes with visual impairment who need this assistance.

- ~~1. At EC Bronze level competitions, all Para Dressage (EC and/or FEI) tests may be commanded. At EC Silver and Gold level competitions, all EC Para Dressage tests may be commanded, but FEI Para Dressage tests may only be commanded if a commander is listed as an approved compensating aid on EC Para Dressage Dispensation Certificate or the EC Classification Master List. The Canadian term 'called' is understood where the FEI rules state 'commanded'. Commanders are permitted at championship shows if the athlete has this compensating aid listed on the EC Para Dressage Dispensation Certificate or the EC Classification Master List.~~
- ~~2.1. An electronic communication device may be used by the Commander if it is listed on the athlete's E EC Para Dressage Dispensation Certificate or the EC or FEI Classification Master List. The person communicating to a competitor in the ring must stand next to a steward or an OC appointed supervisor.~~
- ~~3.1. Headset use during test: Athletes who qualify as above (6.18.2) to use a commander, and who are also deaf or hearing impaired as identified through the classification process, may use sign language and/or they may use a radio headset during all tests. This will be stated as a compensating aid on the EC Para Dressage Dispensation Certificate or the EC or FEI Classification Master List.~~
- ~~4.1. All athletes who have been allowed a commander or caller(s) as a compensating aid on the EC Para Dressage Dispensation Certificate or the EC Classification Master List are permitted to use a headset during freestyle tests only.~~
- ~~5.1. It is the responsibility of the athlete to provide a fully functioning headset with a receiver to enable the steward to listen to all communication going from the coach / helper to the athlete. If a headset is not provided for the steward, the athlete will not be permitted to use the equipment and must ride the test without it. **Exception:** If lack of a headset for the steward is noted during warm-up, a judge may permit rescheduling until a suitable headset is provided.~~
- ~~6.1. Athletes shall have no more than one commander who shall stand in a fixed position outside the arena at E or B, or if this is not possible, stand as directed by the judge at C.~~
- ~~7.1. The commander may read each movement once or twice only, from the official printed text version of the test or extracts from it (without any augmentation).~~
- ~~8.1. All commanders must be supervised by a steward or an OC appointed supervisor, preferably one who speaks the same language.~~
- ~~9.1. Commanders may not carry a whip.~~
- ~~10.1. Callers may only call the name of the letter(s). Only the lead caller (who may also command where approved as in 6.14.3) may be in the center of the arena and may not move around except for a safe distance to avoid the path of the~~

horse. All other callers must be positioned outside the arena, and may move from one marker to another, provided they do not restrict the vision of any of the Judges. There shall be no more than four (4) human callers placed around the arena and one (1) caller at X, but Athletes with classified visual impairment are encouraged to use as few callers as possible. Electronic callers can be placed at every letter. The caller at C may be exchanged for a beacon beeper which is to be provided by the athlete. The OC must be notified if electronic callers are being used and the set-up of such devices must not affect the running of the competition, nor cause any disturbance to other athletes.

ARTICLE E 6.196.17 PRIZE GIVING

1. If prize giving ceremonies are offered, it is recommended to do all prize giving dismounted. Participation in the prize-giving ceremony of placed **athletes riders** is compulsory. Failure to participate entails loss of the placing and prize.
2. Dress and saddlery must be the same as in the competition; however, bandages are allowed. **An athlete A rider** may seek the permission of the **OC-organizing committee** to enter the prize giving on a horse other than the one they competed on. All horses may be led or accompanied by a responsible person walking beside them. Sponsors must also be involved wherever and whenever possible. Headgears may not be removed at mounted prize giving.
3. At all times when horses are grouped together - prize-giving, horse inspections etc. - **athletes and/or riders and, or** grooms must act in a responsible way.

ARTICLE E 6.20 CLASSIFICATION

Please refer to the FEI Classification Manual for Para Dressage Competitions

- ~~1. National classification procedures follow the rules outlined in the FEI Classification manual and the Para Dressage Policy and Procedures document. National classifications are performed by accredited EC Para Dressage Classifiers.~~
- ~~**2. PARA DRESSAGE CLASSIFICATION AT THE NATIONAL LEVEL**
Only an athlete with a physical and/or visual impairment, which is permanent, verifiable and measurable and is supported by medical evidence and satisfies the minimal impairment criteria as outlined in the FEI Para Dressage Classification Rules is eligible for Classification. Athletes interested in being Classified should apply to the Para Dressage department at EC to arrange for an EC Para Dressage Dispensation Certificate or classification session.~~
- ~~**3. PARA DRESSAGE CLASSIFICATION AT THE INTERNATIONAL LEVEL**
Athletes wishing to be classified for International competition must apply to the Para Dressage department of EC.
Processing Fees: Please refer to the EC Schedule of Fees for the cost of athlete classification.~~
- ~~**4. SPECIAL EQUIPMENT:**
Para Dressage athletes may use only the compensating aids that are specified on EC Para Dressage Dispensation Certificate or the EC Classification Master List.
All other equipment must meet Section E Dressage rules Chapter 4.~~

CHAPTER 7

COMPETITIONS/CHAMPIONSHIPS

ARTICLE E 7.1 GENERAL

1. Hors concours entries are not permitted in championship competitions.
2. The gate at A must be closed while the rider is in the arena. A designated person must be provided for each championship ring. This person opens the gate at A as soon as the judge has rung the bell and closes the gate as soon as the rider halts at X. The gate is opened again when the rider leaves the ring and is immediately closed to wait for the judges to signal for the next rider.
3. All championship competitions must offer championship awards in junior, amateur and open categories.
4. Dress rules for championship competitions can be found in Chapter 4 and exceptions for para dressage riders can be found in Chapter 6.

ARTICLE E 7.2 GENERAL/OFFICIALS

1. Gold National Championships:

1. All officials (see Chapter 15) must be Canadian citizens or permanent residents of Canada.
2. The judging panel for all FEI tests should be made up of 3 EC senior judges
3. The judging panel for all national tests should be made up of 2 EC judges (ideally 1 senior and 1 medium)

2. Gold Regional and Provincial Championships:

4. All officials (see Chapter 15) must be Canadian citizens or permanent residents of Canada.
5. If possible, the competition organizer is encouraged to use 2 EC judges for all tests.
6. The judges must be EC Medium or Senior judges.

3. Silver Provincial Championships:

7. All officials (see Chapter 15) must be Canadian citizens or permanent residents of Canada.
8. One judge per ring is permitted.
9. The judges must be EC Medium or Senior judges. Basic judges may be guest carded for the appropriate levels.
10. First time scribes are not permitted at championship competitions. Scribes for championship competitions must have in-depth experience and proven competence as a scribe.
11. Guest cards for officials are not permitted at Gold championship competitions. Exception: ART E 7.2. 3.3 above.

ARTICLE E 7.3 SCHOOLING OF HORSES

1. Schooling horses/ponies at all championship competitions may only be done by the competing rider - from their arrival on the show grounds until their last class ridden. A groom mounted in the saddle may walk the horse on a long rein. Para dressage riders see **Exception** ART E 7.3. 2 below.
2. Horses/ponies for Grade I, II and III para dressage riders may be ridden and or schooled at championships for up to 30 minutes per day by the rider's trainer, coach or groom. The trainer, coach or groom must wear an arm band of distinctive colour to identify themselves. Arm bands are to be provided by the rider. Horses/Ponies may not be ridden and or schooled unless a steward is

present to observe and regulate the time allowed. Training times can be supervised by an organizing committee appointed supervisor if a steward is not available.

3. Horses/ponies being competed by Grade I, II and III para dressage riders may not be ridden or schooled by anyone other than the rider for the 15 minutes before they enter the competition arena to perform their test. Horses/ponies may, however, be led around with or without the rider during the 15 minutes prior to this but may not be schooled from the ground.
4. When a horse/pony is shared by 2 para dressage riders (1 lower and 1 higher Grade):
 1. If the lower Grade rider competes first - the 30 minutes schooling applies prior to the test.
 2. If the higher Grade rider competes first - this is considered the 30 minutes schooling time, and therefore no further allocation of time will be allowed for the lower Grade rider. This is on the grounds of horse welfare.

ARTICLE E 7.4 WHIPS

1. Whips may not be carried at championships or national team selection trials outside the warmup / schooling ring.
2. Whips are not permitted upon entering the space surrounding the competition arena. **Exception:** Para dressage riders see ART E 6.9. **Exception:** Sidesaddle riders may always carry a whip, see Chapter 5.

ARTICLE E 7.5 TACK CHECK

1. Tack checks are mandatory for all championship competitions.

ARTICLE E 7.6 CALLING / COMMANDING TESTS

1. All tests at championship competitions must be ridden from memory. **Exception:** Para dressage riders see ART E 6.10.

ARTICLE E 7.7 RIBBONS, PRIZES AND CHAMPIONSHIP TITLES

1. Any rider/horse combination receiving less than 50% of the total points obtainable in a test shall not be eligible for championship awards, ribbons, prizes or titles.

~~**Note to competition organizers:** Completed application forms for Gold Dressage competitions are to be submitted to the Equestrian Canada Competitions Department by July 31st of each year, along with your competition sanctioning fees.~~

~~Application forms can be downloaded from the EC website: www.equestrian.ca/sport/dressage.~~

~~Application forms for Platinum /CDI (FEI Sanctioned Competitions) must be received by the Competitions Department at Equestrian Canada, along with calendar fees, by September 1st of each year.~~

ARTICLE E 7.0 CONFLICT OF INTEREST

1. No child or adult may compete in a class in which horsemanship is a factor before a judge by whom said child or adult has been instructed, coached, or tutored with or without pay within 30 days of the date of competition.

- ~~2.—It is the responsibility of the athlete not to enter a class or ride in front of a judge from whom they have received instruction or a riding clinic in the previous 30 days.~~
- ~~3.—No child or adult may compete in a class where the judge who is officiating or the steward responsible for checking their tack is a member of their immediate family.~~

ARTICLE E 7.1 COMPETITION CLASSIFICATION AND EC SPORT LICENCE REQUIREMENTS

- ~~1.—For rules on EC Sport Licences, horse identification documentation, age classification and competition classification, see Section A, General Rules Chapters 2, 3 and 4.~~
- ~~2.—Athletes in EC Dressage are divided into the following categories:
 - a.—Open—see rule 3.4.1
 - b.—Amateur—see rule 3.4.2
 - c.—Junior—see rule 3.4.3~~
- ~~3.—At all EC competitions (Bronze, Silver, and Gold) the Open category must be offered. The other categories are optional.~~
- ~~4.—For all EC competitions, athletes wishing to compete in two categories of a division (e.g. Junior/Open or Amateur/Open) will pay two entry fees, but may ride one test; their score will count for both categories.~~

~~Note: Junior and Amateur categories may not be combined.~~

~~Note: For FEI competitions in Dressage/Para Dressage (CDI CDI W, CDIO, CPEDI etc.), see the FEI Rules which can be downloaded from the FEI website www.fei.org.~~

ARTICLE E 7.2 DIVIDING CLASSES

- ~~1.—When entries warrant, organizers may divide classes according to categories (junior, amateur, open).~~
- ~~2.—If there are fewer than six entries per category, the organizing committee has the option to hold only an open category at that level or division. Organizing committees must state this condition in the prize list.~~
- ~~3.—Championship (provincial, regional, national) competitions must offer championship awards in junior, amateur and open categories.~~

ARTICLE E 7.3 CONCURRENT COMPETITIONS

- ~~1.—An organizer may run competitions using one licence for the highest level of competition offered. Example: an organizer running concurrent Bronze and Gold classes would require only a Gold licence for the competition. See the Equestrian Canada Schedule of Fees posted on the EC website www.equestrian.ca for competition licence fees.~~
- ~~2.—Sport Licences required for competitors shall be based on the classes entered.~~
- ~~3.—The Prize List must state which classes are Bronze, Silver or Gold.~~

ARTICLE E 7.4 TESTS

- ~~1.—Tests used by EC Gold, Silver and Bronze level competitions, regardless of the competition classification, must be EC and/or FEI tests (where applicable).~~
- ~~2.—All EC and FEI tests are copyrighted.~~
- ~~3.—The EC tests are “Copyright 2022 United States Dressage Federation (USDF) and United States Equestrian Federation (USEF)” for use only in Canada and are reprinted through the courtesy and with permission of the USDF and USEF.~~

- ~~4. All rights under US and International Copyright laws are reserved. Reproduction without permission is prohibited by law. Exception: Cadora, Pony Club and 4H.~~
- ~~5. The USEF is not responsible for any errors in publication or for the use of its copyrighted materials in any unauthorized manner.~~
- ~~6. The EC tests up to and including Fourth Level may be used at provincially/territorially (PTSO) sanctioned competitions provided these competitions meet minimum national safety standards (as outlined in the Equestrian Canada / PTSO Service Agreement) and do not compete with EC sanctioning criteria for Bronze, Silver and Gold competitions. The test user fee is payable to Equestrian Canada in accordance with the *Schedule of Fees* on the Equestrian Canada website www.equestrian.ca~~
- ~~7. Under no circumstances may the EC tests be used at non-EC /PTSO sanctioned competitions. Any non-EC /PTSO sanctioned competition found to use the EC tests will face legal action from EC.
 - ~~a) Only non-licensed, recorded and Basic judges may officiate at non-EC sanctioned Dressage or Para Dressage competitions; including Pony Club and 4H. (See exception, Article E 14.3(10)). Note: EC insurance does not cover officials at non-EC sanctioned events.~~~~

~~All EC tests may be downloaded from the EC website www.equestrian.ca/sport/dressage. When downloading, note that the tests will reproduce (copy) only on 8 1/2 X 14 paper.~~

~~**Note:** It is the responsibility of the competition management to see that they use the current tests. Competition organizers must refer to Dressage test user fees. See 3.0, EC Progressive Competition and Sport Licence System Chart.~~

~~ARTICLE E 7.5 PURPOSE OF TESTS FOR DRESSAGE/PARA DRESSAGE COMPETITIONS~~

- ~~1. EC approves and issues tests, see Art E 7.4.3, for use at Bronze, Silver and Gold Dressage/Para Dressage competitions in Canada. The FEI is responsible for issuing tests for international competitions (CDI, CDI-W, CDIO, CPEDI etc.); and for use at EC competitions. Tests cannot be modified or simplified without the approval of EC.~~
- ~~2. Objectives and standards of EC levels of competition:~~

~~**Introductory:** To introduce the athlete and/or horse to the sport of Dressage. To show understanding of riding the horse forward with a steady tempo into an elastic contact with independent, steady hands and a correctly balanced seat. To show proper geometry of figures in the arena with correct bend (circles and corners).~~

~~**Training Level.** To confirm that the horse demonstrates correct basics, is supple and moves freely forward in a clear rhythm with a steady tempo, accepting contact with the bit.~~

~~**First Level.** To confirm that the horse demonstrates correct basics, and in addition to the requirements of Training Level, has developed the thrust to achieve improved balance and thoroughness and maintains a more consistent contact with the bit.~~

~~**Second Level.** To confirm that the horse demonstrates correct basics, and having achieved the thrust required in First Level, now accepts more weight on the hindquarters (collection); moves with an uphill tendency, especially in the medium gaits; and is reliably on the bit. A greater degree of straightness, bending, suppleness, thoroughness, balance and self-carriage is required than at First Level.~~

~~**Third Level.** To confirm that the horse demonstrates correct basics, and having begun to develop an uphill balance at Second Level, now demonstrates increased engagement, especially in the extended gaits. Transitions between collected, medium and extended gaits should be well defined and performed with engagement. The horse should be reliably on the bit and show a greater degree of straightness, bending, suppleness, thoroughness, balance and self-carriage than at Second Level.~~

~~**Fourth Level.** To confirm that the horse demonstrates correct basics, and has developed sufficient suppleness, impulsion and thoroughness to perform the Fourth Level tests which have a medium degree of difficulty. The horse remains reliably on the bit, showing a clear uphill balance and lightness as a result of improved engagement and collection. The movements are performed with greater straightness, energy and cadence than at Third Level.~~

~~**ARTICLE E 7.6 PONY CLUB CLASSES, EVENTING/HORSE TRIAL DRESSAGE TESTS AND PRIX CAPRILLI**~~

~~These classes may be offered by any EC Competition using A503 Miscellaneous Classes. The show may offer pony club classes using pony club rules which allow Kimberwick bits at Entry and Starter, half chaps and the description of trot as printed on their tests.~~

ARTICLE E 7.7.8 ARENA SIZE FOR SPECIFIC TESTS

Note: All Dressage dressage tests must be ridden in a 20 x 60 meter arena at any Championship competition. all championship competitions. For para dressage tests see arena size found in ART E 3.0 (chart).

TESTS	COMPETITION	ARENA SIZE
Introductory & Training Level Para Dressage Grade I, II, III	Bronze Silver Gold	20 x 40 meters or 20 x 60 meters
First, Second, Third & Fourth Level	Bronze Silver Gold	20 x 60 meters
All FEI tests	Bronze Silver Gold	20 X 60 meters
All Freestyles	Bronze Silver Gold	20 X 60 meters

Note: For Para Dressage tests see and arena sizes Chapter 6, Para Dressage.

~~ARTICLE E 7.8 EQUIVALENCIES – EC/FEI~~

- ~~1. All FEI Pony Rider and FEI Children's Tests are equivalent to Second Level~~
- ~~2. All FEI Junior Rider Tests are equivalent to Third Level~~
- ~~3. All FEI Young Rider Tests are equivalent to PSG~~
- ~~4. The FEI 4 Year Old Test is equivalent to First Level~~
- ~~5. The FEI 5 Year Old Test is equivalent to Second Level~~
- ~~6. The FEI 6 Year Old Test is equivalent to Third Level~~
- ~~7. The FEI 7 Year Old Tests are equivalent to Fourth Level~~

~~Note: There are no equivalencies with Para Dressage tests and EC Dressage tests. Para Dressage tests are based on the Classification Grading System. EC Dressage tests are based on the training scale of the horse.~~

~~At Silver/Gold/Platinum level EC competitions Grade IV and V athletes competing in their respective Para Dressage tests cannot compete in EC tests lower than first level on the same horse. Para Dressage athletes competing solely in EC tests at any given competition may compete at any two consecutive levels~~

~~ARTICLE E 7.9 FREESTYLES~~

- ~~1. Freestyle eligibility. See Article E10.6.~~

~~ARTICLE E 7.10 COMPETITION MANAGEMENT~~

- ~~1. Background music, of a suitable composition so as not to disturb the horse, may be played during all classes, except when freestyle music is being played. It is strongly recommended that organizers avoid running freestyle classes at the same time as technical classes.~~
- ~~2.1. Videographers/photographers may NOT enter inside any warm-up or field of play. To avoid distracting horses, competitors, officials, and spectators, they may only operate from the outside of any warm-up or field of play. No non-accredited photographer or videographer is allowed within the identified space. **Exception:** competitions that have approved a stationary videographer/photographer that has also been present for an officially scheduled familiarization for all competitors. This also applies to the connecting area between warm-up and field of play. See Glossary for Field of Play (FOP) definition.~~
- ~~3.1. There is no time limit for the execution of Introductory through Fourth Level, EC Para Dressage and FEI technical tests. The time shown on the test is for information only.~~
- ~~4.1. Scheduling: No competitor may ride back to back tests at any level without at least one test ride time in between rides.~~
- ~~5.1. Inserts: Classes may only be split up to allow for minimum times to be accomplished.~~
- ~~6.1. Ride times posted by NOON the day prior to the first day of classes will not be changed or additional classes added without due posted notice to all competitors at least 2 (two) hours prior to the start of a class. See General Regulations A 601.5 and A 601.6.~~
- ~~7.1. There are time limits on all freestyle tests.~~
- ~~8.1. In all EC Gold, Silver and Bronze competitions as well as at all Championships, athletes wishing to compete in two categories of a level or a division (e.g. Junior/Open or Amateur/Open) will pay two entry fees, but may ride one test; their score will count for both categories. The organizing committee has the~~

option of holding individual classes for each category or holding one class and allowing entries in more than one category.

ARTICLE E 7.11 CONDITIONS OF PARTICIPATION

ARTICLE E 7.11.1 PASSPORT/HORSE IDENTIFICATION DOCUMENTATION

Horse Identification documentation is required for EC Silver and Gold competitions. For complete rules on horse identification requirements see the EC General Regulations, Section A, Chapter 4 Horse Recording and EC National Passports.

ARTICLE E 7.11.2 COMPETITION NUMBER

- It is compulsory for the horse's assigned competition number to be worn by the horse or athlete/handler when the horse is outside the stall from the time that the number is issued until the end of the competition so that officials can identify the horse.
Exception: Horses stabled permanently on the competition site are exempt unless competing.
- Failure to display this number will incur a warning for the first offence and, in the case of second or subsequent offences, possible elimination or disqualification at the discretion of the ground jury.
- Each horse/pony/rider combination must be assigned a different competition number.

ARTICLE E 7.11.3 NON-COMPETING HORSES

Any horse arriving on the competition grounds but not competing will be subject to all EC and competition rules and must be assigned a number that must be worn when the horse is outside the stall.

Passports are not required.

Exception: Horses stabled permanently on the competition site are exempt unless competing.

ARTICLE E 7.11.4 HORSES

1. To be eligible to compete in under saddle Dressage classes, horses must be a minimum of three (3) years old.
- 2.1. The height at the withers must exceed one meter forty eight (1.48m) without shoes and one meter forty nine (1.49m) with shoes.
- 3.1. Completely blind horses are not eligible to enter Dressage competitions sanctioned by EC.
- 4.1. The minimum age at which a horse may compete in FEI Junior tests is six (6) years.
- 5.1. The minimum age at which a horse may compete at Prix St. Georges is seven (7) years.
- 6.1. The minimum age at which a horse may compete above Intermediate is eight (8) years.

ARTICLE E 7.11.5 PONIES

1. A pony is a small horse whose height at the withers, having been measured on a smooth level surface, does not exceed one meter forty eight (1.48 m) without shoes and one meter forty nine (1.49 m) with shoes. Refer to Section A General

Regulations Chapter 11 for measuring information. At FEI Events only, refer to FEI Veterinary Regulations for measuring information.

- ~~2.1. All pony athletes whether junior or open must provide proof of measurement of the pony on which they compete.~~
- ~~3.1. To be eligible to compete, all ponies must be a minimum of four years old.~~
- ~~4.1. Ponies may be ridden by an adult in classes other than those designated for ponies or juniors.~~
- ~~5.1. Completely blind ponies are not eligible to enter Dressage competitions sanctioned by Equestrian Canada.~~
- ~~6.1. The minimum age at which a pony may compete at Prix St. Georges is seven (7) years.~~
- ~~7.1. The minimum age at which a pony may compete at Grand Prix is eight.~~
- ~~8.1. In FEI Youth classes, ponies may be ridden only in FEI Pony and FEI Children classes and must be a minimum of six years old. They may not be ridden in FEI Junior or Young Rider classes. However, juniors may ride ponies at any other test level in EC competitions.~~

ARTICLE E 7.11.6 STALLIONS

- ~~1. Decisions as to the manageability of stallions are at the discretion of the judge or steward. Unmanageable stallions must be excused from the ring and/or warm-up ring.~~
- ~~2.1. Juniors are allowed to ride stallions in all classes in which the junior is eligible to compete.~~
- ~~3.1. A competent adult handler/person(s) responsible must accompany any junior riding or handling a stallion at a competition.~~

ARTICLE E 7.11.7 DANGEROUS/UNRULY HORSES

- ~~1. Judges are required to eliminate from the arena any unruly horse whose actions threaten competitors, officials or spectators.~~
- ~~2.1. The senior steward is required to order from the warm-up area any athlete, horse, or handler who exhibits inappropriate or dangerous behavior or whose actions would in any way threaten the safety of any competitor, their entries or the safety of others in the immediate area. In extreme cases where the safety of others is a concern, the senior steward may eliminate any athlete, horse or handler from the showground.~~

ARTICLE E 7.11.8 CROSS-ENTERING AND NUMBER OF ATHLETES ALLOWED

- ~~1. More than one athlete may ride the same horse/pony at a competition providing the horse/pony is not entered by two athletes in the same class.~~
- ~~2.1. The athletes can both be juniors or amateur/open or any mixture of these providing they are not in the same class unless the class is divided into separate categories for the purpose of ribbons.~~
- ~~3.1. No horse/pony may be ridden in more than four tests (including the freestyle) in one day.~~
- ~~4.1. The horse/pony must not compete against itself.~~
- ~~5.1. An athlete may enter classes run under different licences at one competition providing the athlete has the requisite sport licence/Horse Recording or EC National Passport. E.g. An athlete may compete in gold/bronze, silver/gold etc. classes at one competition. See 7.11.9.1 for maximum tests per day.~~

ARTICLE E 7.11.9 MAXIMUM NUMBER OF LEVELS/TESTS/CLASSES PER HORSE PER DAY

- ~~1. A horse/athlete combination may compete in any two, but only two consecutive levels and a maximum of four tests per day including the freestyle for Introductory, Training and First levels, and three tests per day including the freestyle for Second, Third and Fourth levels and all FEI tests.~~
- ~~2.1. No horse may compete in more than four tests or rides combined per day, including the freestyle subject to E 7.11.9.1 above.~~
- ~~3.1. When more than one athlete competes on the same horse, the horse may not compete against itself and may not compete in more than four tests or rides per day including the freestyle if the tests or rides are First level or below and three tests or rides per day at Second level or above. See E 7.11.9.1.~~
- ~~4.1. Equitation, Materiale and non-EC classes are included in the maximum of four classes per day at First level or below and three classes at Second level or above. See E 7.11.9.1.~~
- ~~5.1. In-hand classes are exempt from this rule.
Note: When riding FEI tests in EC competitions, FEI Intermediate I and FEI Intermediate II tests are not consecutive levels. FEI Intermediate I is part of the small tour and Intermediate II is part of the Grand Prix division.
Note: For Para-Dressage athletes riding Para-Dressage tests see Chapter 6 Para Dressage.~~

ARTICLE E 7.11.10 SUBSTITUTIONS

- ~~1. A horse/pony may compete with a substitute athlete providing the athlete is eligible to enter the class and pays any substitution fee required by the show organizer.~~
- ~~2.1. An athlete may compete with a substitute horse/pony providing the horse/pony is eligible to enter the class and the athlete pays any substitution fee required by the show organizer.~~
- ~~3.1. Organizers must assign a new number to a substitute horse/athlete if the substitution takes place after the original entry has been assigned a number.
Note: Show organizers are not obliged to allow substitute entries.
Note: When qualifying criteria apply to a horse/athlete combination entered in a class, no substitution of horse or athlete may be made.~~

ARTICLE E 7.11.11 HORS CONCOURS

- ~~1. With permission of the organizing committee, horses may be entered hors concours (non-competitive).~~
- ~~2. Hors concours entries are not eligible for prizes, placings or awards.~~
- ~~3. Such entries must pay the full entry fee and are subject to all EC rules, including having EC horse identification where required.~~
- ~~4. A horse may be ridden both as an hors concours entry and a competitive entry at the same competition. The maximum number of tests ridden whether competitive or not is four per day including freestyle subject to Article E 7.11.9.1.~~
- ~~5. An hors concours entry in a freestyle must have qualified to ride the freestyle (see E 10.6.1).~~
- ~~6. It does not matter in what order the hors concours and competitive tests are ridden as long as the horse/athlete combination only competes in one category.~~

No cross entering between Amateur/Junior and Open is allowed having ridden hors concours.

~~7. Hors concours entries are not permitted in championship competitions.~~

ARTICLE E 7.11.12 SCHOOLING OF HORSES/PONIES

~~2.1. Schooling of horses/ponies at non-championship competitions may only be done by EC Sport Licence holders.~~

~~3.1. All competing horses/ponies being schooled must wear a competition number when outside the stall.~~

~~4.1. At Silver and Gold Championships, schooling of horses/ponies may be done only by the competing athlete from their arrival on the show grounds until their last class ridden, under penalty of elimination. A groom mounted in the saddle may walk the horse/pony on a long rein. Note: for Para Dressage athletes riding Para Dressage tests see Chapter 6 Para Dressage.~~

~~4. Lungeing (unmounted) and work in hand may only be done by the athlete, owner, coach, groom or person(s) responsible. For lungeing equipment rules see 4.9A.4.~~

~~5. It is not permitted to lunge a mounted horse at any competition site whether or not the horse is entered in the competition.~~

ARTICLE E 7.11.13 RETIREMENT CEREMONIES

~~1. If a retirement ceremony is to be held at the competition, it is the duty of the organizing committee to notify the Equestrian Canada, Dressage Department, of the name and passport number of any horse being retired at a ceremony held under its auspices.~~

~~2.1. Horses officially retired at a retirement ceremony may only be permitted to enter further sanctioned competitions if, at the request of the owner written approval is provided by Equestrian Canada, Dressage Department. The owner must outline clearly in writing the rationale for the horse to be entered in further competition following retirement e.g. to provide a schoolmaster to develop future riding talent for team Canada.~~

ARTICLE E 7.12 COMPETITION ARENA

~~1. The competition area includes the arena plus surrounding area which competitors use just prior to their test. On no account and under penalty of disqualification, may a competitor/horse use the competition arena or area immediately surrounding the arena other than during their performance in the competition unless it is a competition rule to allow such access and the areas are available to all competitors. Exceptions may be made by the EC steward, FEI technical delegate or president of the ground jury.~~

~~2.1. Arena fence conditions must be the same for all competitors in a class.~~

~~3.1. Judges and Dressage stewards must check the correctness of the arenas.~~

~~4.1. Dressage stewards must supervise the warm-up areas.~~

~~5.1. In the event that there is more than one competition ring, signage should be posted at all rings as to what the judge's signal will be.~~

~~6. The inside measurements of the competition arena must be 20 meters wide and 60 meters long for all tests above Training Level.~~

~~Note: for Para Dressage athletes riding Para Dressage tests see Chapter 6 Para Dressage.~~

- ~~7.6. At Introductory and Training Level, competitions have the option of using the 20x40 meter arena.~~
- ~~8.6. At championship competitions all EC Dressage tests must be ridden in the 20 x 60 meter arena.
Note: Refer to E ART 6.4.8 and 7.23B.13 for the arena sizes for Para Dressage tests.~~
- ~~9.6. The arena must be flat and level and be predominantly sand.~~
- ~~10.6. Championship competitions must not be held in grass arenas.~~
- ~~11.6. The difference in elevation across the diagonal or along the length of the arena must not exceed 0.50 meters. The difference in elevation along the short side must not exceed .20 meters.~~
- ~~12.6. The enclosure must consist of a low fence, about 0.30 meters in height with the only opening being at the entrance at A.~~
- ~~13.6. The entrance at A must be 1.5 to 2 m wide.~~
- ~~14.6. The gate at A must be easy to remove and replace.~~
- ~~15.6. The section of fence at A can remain open except at Gold national, regional and provincial Championships and Silver Championships. If left open, it must be left open for every competitor in the class. At championship competitions the gate must be closed while the competitor is in the arena.~~
- ~~16.6. The construction of the fence should be such that a horse's hooves cannot get caught. Rope fence is not allowed.~~
- ~~17.6. Where a chain fence is used, it must be plastic and it must have separate pieces at the corners; stakes may only be used at the corners and such stakes must be covered. The chain must be able to fall free of all other supports.~~
- ~~18.6. Whenever possible, at outdoor competitions, the arena must be separated from the public by a distance of 15 meters. If the competition arena is within a fenced area such as a paddock, follow 7.15.~~
- ~~19.6. Indoor competitions should separate the arena from the public by a distance of 3 meters and whenever possible 2 meters from the wall.~~
- ~~20.6. If adjacent arenas (warm-up and/or competition) are in close proximity, it is recommended that there be ten meters between outdoor rings and three meters between indoor rings.~~
- ~~21.6. The letters outside the competition arena should be placed about 0.50 meters from the fence and clearly marked. It is desirable to place a special mark on the inside of the fence itself, level with and in addition to the letter concerned.~~
- ~~22.6. The letter A must be placed at least 5 meters away from the arena and may be placed up to 15 meters away.~~

~~ARTICLE E 7.13 CLASS BREAKS/FOOTING MAINTENANCE~~

~~At EC competitions it is desirable to provide for a break of about 10 minutes per hour or two as the schedule permits to reconstitute the surface of the ground.~~

~~ARTICLE E 7.14 RESERVED FOR FUTURE USE~~

~~ARTICLE E 7.15 INDOOR/OUTDOOR ARENAS – LIMITED SPACE~~

- ~~1. At an indoor/outdoor competition where space and/or footing conditions do not permit riding around the outside of the arena, the athlete is allowed into the arena and is free to use the whole arena prior to the start signal. The athlete must start the test within 45 seconds of the start signal.~~

~~2.1. After the bell is rung and if practical, the athlete will leave the ring before commencing the test.~~

ARTICLE E 7.16 PRACTICE ARENA / LUNGEING

- ~~1. At least one practice arena the same size as the competition arena must be available for the competitors at least 60 minutes before the first ride of the competition. If possible, the footing in this arena should be of the same consistency as that of the competition arena. Where space permits, it would be ideal if a separate 20 x 60 marked warm-up arena can be provided for FEI competitors and /or for the final warm-up before entering the competition arena.~~
- ~~2.1. Where it is not feasible to provide a practice arena of 20 X 60 meters, the competitors must be permitted to exercise their horses in the competition arena. A schedule of practice times must be clearly posted.~~
- ~~3. Lungeing and work in hand (unmounted) may only be done by the athlete, owner, coach, groom or person(s) responsible. For lungeing equipment rules, see E4.9~~
- ~~4. It is not permitted to lunge a mounted horse at any competition, whether or not the horse is entered in the competition.~~
- ~~5. Lungeing is permitted only in designated areas if space permits.~~
- ~~6. Lungeing is not permitted in an area where horses are being ridden.~~
- ~~7. Show organizers are not obliged to provide a lungeing area.~~

ARTICLE E 7.17 OFFICIALS REQUIRED

- ~~1. The invited judges compose the ground jury and must be selected from a current roster of licensed Dressage judges of a national federation (NF).~~
- ~~2.1. The steward must be selected from the current EC roster of licensed EC Dressage stewards.~~
- ~~3.1. Ground Jury Specifications:~~
 - ~~a) Gold National Championships require the following:
All Judges for the Gold National Championships must be Canadian citizens or permanent residents of Canada.
i. The panel for all FEI tests will be made up of 3 EC senior judges (judges may also hold FEI status) (see ART 7.23 B).
ii.i. The panel for all national tests will be made up of 2 EC judges, 1 senior and 1 medium (see ART 7.23 B).~~
 - ~~b)a) Gold Regional/Provincial Championships one Senior judge or one FEI Judge per ring is permitted but if at all possible, show organizers are encouraged to use two judges per ring, both of which must be Canadian.~~
 - ~~e)a) Silver Provincial Championships One judge per ring is permitted. Judges must be Canadian citizens or permanent residents of Canada. The judge must be a Medium, Senior or FEI. Basic judges may be guest carded for appropriate levels.~~
 - ~~d)a) Officials required for FEI Young Horse classes, see Chapter 13 and the FEI Rules.~~
 - ~~e)a) Officials required for Dressage Sport Horse Breeding Classes See Chapter 11.~~
 - ~~f)a) Guest Cards for officials: see 15.3 and 16.8~~
 - ~~g)a) For complete rules on officials see Chapter 14 (Judges) and Chapter 15 (Dressage Stewards).~~

~~Note: It is mandatory that a Canadian judge be on a panel at all Canadian Championships.~~

~~Note: The names and qualifications of the judges for all EC Gold and Silver competitions must be submitted to the EC Competitions Department for approval.~~

~~ARTICLE E 7.18 OFFICIALS REQUIRED AT NON-CHAMPIONSHIP COMPETITIONS~~

~~See Article E3.0.~~

~~ARTICLE E 7.19 JUDGES' POSITIONS~~

~~A. Technical Classes~~

- ~~1. If there is only one judge, they must be positioned at C.~~
- ~~2.1. If there are two judges, one must be at C and the second judge can be at E, B, H, or M, whichever is most convenient for the competition.~~
- ~~3.1. When three judges are officiating on the same ring, one must be positioned at C and the other two should be at M and E or H and B.~~
- ~~4.1. When there are five judges, the president of the jury is at C, one judge must be at M and H and the remaining two are to be positioned at E and B. The judges at M and H are to be positioned 2.5 meters closer to the centerline than the long wall of the arena.~~
- ~~5.1. All judges must be on the outside of the arena. They should be a minimum of 3 meters and maximum of 5 meters from the arena at outdoor competitions and preferably a minimum of 3 meters from the arena at indoor competitions.~~

~~B. Freestyles~~

~~When two or three judges officiate in a freestyle class, one must be located at B or E unless there is insufficient space available.~~

~~ARTICLE E 7.20 JUDGES' BOOTHS~~

- ~~1. A separate hut or platform must be provided for each judge. It must be raised at least .50 meters or possibly a little higher (especially in the case of freestyle tests) in order to give the judges a good view of the arena."~~
- ~~2.1. When computer scoring is used, the booth must be large enough to accommodate three persons.~~
- ~~3.1. Judges booths placed at E and B must be equipped with side windows.~~

~~ARTICLE E 7.21 JUDGES' SCRIBES AND THE MARKING OF TEST SHEETS~~

- ~~1. All test sheets must be filled in using pen and not pencil. All marked tests sheets must contain a competitor/entry number. All marked tests must contain competition name, competition date and judge's name on at least one test sheet.~~
- ~~2.1. The judge must initial any changes in the marks given.~~
- ~~3.1. Before the judge's scores are handed over for totaling, all movements must be marked and the sheets must be signed by the judge, otherwise the sheet must be returned to the judge for further verification.~~
- ~~4.1. Judges' marked sheets must be treated as confidential until given to the competitor, when they become their private property.~~
- ~~5.1. Each judge must be assisted by a scribe fluent in English or French as required by the judge.~~
- ~~6.1. Scribes must have knowledge of the tests being ridden.~~

- ~~7.1. A scribe must not be an owner, coach/trainer or family member of a competitor/horse in the class(es) in which they are scribing.~~
- ~~8.1. Every effort should be made to assign one scribe only to each judge for the duration of the competition.~~
- ~~9.1. In special circumstances, a maximum of one change of scribe per judge per day may be made.~~
- ~~10.1. First time scribes are not permitted to scribe above second level.~~
- ~~11.1. First time scribes are not to be used at a championship.~~
- ~~12.1. EC Dressage judges may act as scribes.~~
- ~~13.1. Judges' scribes for championship competitions must have in-depth experience and proven competence as a scribe.~~

ARTICLE E 7.22 PROTOCOL

- ~~1. All officials, judges, Dressage stewards and scribes must be appropriately dressed (jeans, shorts, tank tops, etc. are not acceptable).~~
- ~~2.1. Judges must be on the grounds 20 minutes (minimum) before their first class.~~
- ~~3.1. Dressage stewards must be on the grounds 1 hour before the first ride of each day.~~
- ~~4.1. Scribes must be on the grounds 30 minutes before their first class.~~
- ~~5.1. It is the responsibility of a competition committee using a foreign judge to forward to that judge, well in advance of the competition, a copy of the EC Dressage rules and tests to enable the judge to study them before officiating.~~
- ~~6.1. All judges must receive, well in advance of the competition, copies of the tests they will judge and a prize list of the show.~~
- ~~7.1. Ribbon & Award Presentations: Those persons in the ribbon and award presentation party should dress neatly and in accordance with the dignity of the ceremony (no shorts, tank tops, jeans, etc). Athletes should refer to the prize list for information regarding prize giving ceremonies.~~

ARTICLE E 7.23A-7.9- GOLD PROVINCIAL AND/ REGIONAL CHAMPIONSHIPS COMPETITIONS

- 1. When a competition is designated by EC to be ~~the a~~ Gold Provincial or Gold Regional Championship, it must be held as one competition in one location.
- 2. A Gold ~~(Provincial or Regional) and or Silver Provincial and Gold Regional~~ Championship may not be held on the same weekend in a given province without ~~the~~ approval from EC.
- 3. EC Gold ~~Dressage/Para-Dressage (Provincial or Regional) Provincial and Gold Regional~~ Championships ~~(Provincial, Regional, National)~~ should, if possible, be held as stand-alone competitions. ~~(CAP Appendix 2).~~
- 4. EC Gold ~~Dressage/Para-Dressage (Provincial or Regional) Provincial or Gold Regional~~ championships should not be held on the same dates as another EC Gold ~~Dressage/Para-Dressage (Provincial or Regional) Provincial or Gold Regional~~ eChampionship or another EC Platinum competition, however, an EC Gold ~~Dressage/Para-Dressage~~ Provincial or Gold Regional eChampionship may be held in conjunction with an another EC Gold competition. ~~(CAP Appendix 2).~~
- 5. Competitors-Riders at a Gold ~~(Provincial or Regional) Provincial or Gold Regional~~ Championships will be decided by taking a specified number of the highest ranked Canadian owned horses ridden by Canadian citizens or permanent residents, from each of the levels/divisions offered at the Gold

~~(Provincial or Regional) Provincial or Gold Regional~~ Championships in the current year.

- ~~6. Regardless of the amount of prize money offered, Gold competitions are to be awarded the applicable points for provincial awards. See General Regulations Chapter 15 A1505 and A1506.~~
- ~~7. For a Gold (Provincial or Regional) championship or any championship extending beyond the provincial boundaries, the approval of EC is required.~~
- ~~8.6. Only one Gold Provincial eChampionship per province, and one Gold Regional eChampionship per region may be held in one each year.~~
- ~~9.7. When a competition is designated by EC to be a “regional championship” Gold Regional Championship, the regions will be as follows:~~
 - **Pacific:** British Columbia and Yukon
 - **West:** Alberta, Manitoba, Saskatchewan, North West Territories and Nunavut
 - **East:** Ontario and Quebec
 - **Atlantic:** New Brunswick, Nova Scotia, Prince Edward Island, Newfoundland & Labrador
- ~~10. Provincial and Regional Championships must always be classified as Gold competitions.~~
- ~~11.8. Organizers of Gold (Provincial or Regional) Provincial or Gold Regional Championships must include all levels/divisions and categories and may include the relevant freestyles. Miscellaneous classes may be held but must be separate from the Championship.~~
- ~~12.9. Scores earned at Silver competitions do not count as qualifying scores for Gold (Provincial or Regional) Provincial or Gold Regional championships.~~
- ~~13. Without the approval of EC, the term “championship” may be used only in the context of a competition or division championship within one specific competition.~~

ARTICLE 7.23BE 7.10 – CANADIAN GOLD NATIONAL DRESSAGE AND PARA DRESSAGE CHAMPIONSHIPS

1. When the Canadian Gold National Dressage and Para Dressage Championships is designated by EC it may be held in one or more locations i.e. Regional divisions.
2. The Canadian Gold National Dressage and Para Dressage Championships MUST hold the technical tests for each division and may hold the relevant Freestyle freestyles tests, and miscellaneous Miscellaneous classes may be held but must be separate from the championship Championship. To confirm all details please refer to the EC information sheet specific to the Gold National Championships for the season.
- ~~3. The Canadian National Dressage and Para Dressage Championships will be structured as a Gold competition(s)~~
- ~~4. National Ranking points for the Canadian National Dressage and Para Dressage Championship will be as outlined in Chapter 20~~
- ~~5.3. The Canadian Gold National Dressage and Para Dressage Championships may be held in conjunction with another Gold competition.~~
4. The Canadian Gold National Dressage and Para Dressage Championships are open to athletes-riders who are Canadian citizens or permanent residents of Canada.

5. Rider/horse combinations qualified in more than 1 level or division may enter if qualified and invited. Riders, however, may only compete in ONE category of each level/division. **Note:** If the rider/horse combination changes the new combination must also qualify.

6. The qualification process for the Gold National Championships can be found on the EC website www.equestrian.ca under Dressage or Para Dressage - National Championships.

7. **Officials**

Officials in their first year (probationary year) may not officiate at ~~the Canadian National Dressage and Para Dressage~~ Gold National Championships

All Judges and Stewards for the ~~Canadian National Dressage and Para Dressage~~ Gold National Championships must be Canadian citizens or permanent residents of Canada.

Judges:

1. All judges for the ~~Canadian National Dressage and Para Dressage~~ Gold National Championships are selected and agreed upon by organizers and are approved by ~~Equestrian Canada~~ EC.

2. In the event the Gold National Championship is conducted across multiple locations, of multi-location(s) the Canadian National Dressage and Para Dressage Gold National Championships panels/judging panel must be identical at all locations. Judges may change positions between classes; however, for any given class, judges must occupy the same positions at every location and judging from the same locations at each location. (i.e. panel of 3 – C, H or M, and E or B; panel of 2 – C and either E or B).

~~3. Guest cards are not permitted for the Canadian National Dressage and Para Dressage Championships:~~

~~4.3. The panel for all FEI tests will be made up of 3 EC senior judges, (judges may also hold FEI status), one of which can be an FEI judge.~~

~~5.4. The panel for all national tests will be made up ~~or~~ of 2 EC judges, (ideally 1 senior and 1 medium).~~

Stewards:

1. All stewards for the ~~Canadian National Dressage and Para Dressage~~ Gold National Championships must be Canadian citizens or permanent residents of Canada.

2. Steward requirements – Minimum of 1 EC Senior ~~or FEI~~ steward plus 1 additional Basic, Medium or Senior steward – this is in addition to any steward requirements for a Gold competition that may be running concurrently.

3. The Lead steward for the Gold National Championships is selected and agreed upon by the organizers and are approved by EC.

~~2.4. In the event of multi-location(s) the Gold National Championships Lead steward must be the same for both locations.~~

8. Reference chart for mandatory tests offered at Canadian National Dressage and Para Dressage Championships:

Dressage Division	Dressage Category	Dressage Tests	Para Dressage Division	Para Dressage Category	Para Dressage Tests
Training	Jr/Am/Open	2 & 3	Walk Tests	Open	2 & 3

First	Jr/Am/Open	2 & 3	Walk Trot Tests	Open	2 & 3
Second	Jr/Am/Open	2 & 3	Walk Trot Canter Tests	Open	2 & 3
Third	Jr/Am/Open	2 & 3	FEI Novice— Grade I	Open	A & B
Fourth	Jr/Am/Open	2 & 3	FEI Novice— Grade II	Open	A & B
FEI Children		Team & Ind.	FEI Novice— Grade III	Open	A & B
FEI Pony		Team & Ind.	FEI Novice— Grade IV	Open	A & B
FEI Junior		Team & Ind.	FEI Novice— Grade V	Open	A & B
FEI Young Rider		Team & Ind.	FEI Inter —Grade I	Open	A & B
FEI U25		Inter II & GPU25	FEI Inter —Grade II III	Open	A & B
FEI Small	Am/Open	PSG—/ Inter I	FEI Inter —Grade III IV	Open	A & B
FEI Medium	Am/Open	Inter A & Inter II	FEI Inter —Grade IV V	Open	A & B
FEI Big	Am/Open	GP—& GPS	FEI Inter —Grade V	Open	A & B
			FEI Grand Prix— Grade I	Open	A & B
			FEI Grand Prix— Grade II	Open	A & B
			FEI Grand Prix— Grade III	Open	A & B
			FEI Grand	Open	A & B

	Prix — Grade IV		
	FEE Grand Prix — Grade V	Open	A & B

9. Athlete/horse combinations qualified in more than 1 level or division may enter if qualified and invited. Athletes however may only compete in ONE category of each level/division.

Note: If the athlete/horse combination changes the new combination must also qualify.

10. Qualification and Invitations will be sent to the top 8 plus those tied for 8th in each region based on the Canadian National Dressage and Para Dressage Championships Qualification Ranking Report (see criteria document for qualification score requirements). Athletes must declare for the Canadian National Dressage and Para Dressage Championships.

~~Qualification for the Canadian National Dressage and Para Dressage Championships~~

- Minimum of two (2) panel scores achieved at EC Gold or Platinum sanctioned competitions held in Canada.
- Qualification scores must be from the test with the highest degree of difficulty in the division i.e. First level test 3.

~~A waiting list will be kept in the event of changes or withdrawals. A list will be provided to each of the Canadian National Dressage and Para Dressage Championships organizers in the event that there is more than one location for the Canadian National Dressage and Para Dressage Championships.~~

11. There are no wild cards available for the Canadian National Dressage and Para Dressage Championships.

12. Calculation of scores, Champions, and Grand Champions:

1. The total of the 2 tests in the division/category will be totaled to create the final average score to be considered for Champion. In the event of more than one location, the highest score will be Champion and the second highest Reserve Champion. All Champions and Reserve champions will be counted with their final score for Grand Champion and Reserve Grand Champion for the Canadian National Dressage and Para Dressage Championships.

2. In the event of any single entry in a class at the Canadian National Dressage and Para Dressage Championships the scoring and placing will follow the regular EC rules see ART E 9.9.10.

3. Any combination receiving less than 50% will not be eligible for any class awards, championships or reserve championships title.

4. All Champions will in addition to being champion receive 15 additional ranking points towards year end national ranking recognition see Chapter 20.

13. The competition arena for all Dressage test and all Para Dressage tests Grandes IV and V must be ridden in a 20 x 60 arena. Para Dressage tests for Grades I, II, III must be ridden in a 20 x 40 arena.

14. Gates must be closed at all times the athlete is in the arena until the bell is rung for the next competitor.

- ~~15. Hors Concours entries not allowed in the Canadian National Dressage and Para Dressage Championships.~~
- ~~16. Schooling of Horses: Dressage refer to 7.11.12; Para Dressage refer to 6.11.1 and 6.11.2~~
- ~~17. Dress, Saddlery and Equipment: Dressage refer to Section Chapter 4; Para Dressage refer to chapter 6 with exception as outline in 6.12 and the Classification Master List.~~
- ~~18. Callers and Commanders: Dressage not allowed. All tests must be ridden by memory. Para Dressage: Not allowed see Exception 6.18~~
- ~~19. Presentations: Mandatory. See prize list for specifics for Dressage and para Dressage~~

ARTICLE E 7.24-7.11 SILVER PROVINCIAL CHAMPIONSHIP COMPETITIONS

- ~~1. Silver championships are designated as Provincial (not Regional or National).~~
- ~~2. A Gold and Silver Championship may not be held on the same weekend in a given province without the approval of EC.~~
- ~~3.1. Silver championships-Championships shall be approved through the relevant province, and through EC.~~
- ~~4.2. Only scores earned at Silver competitions count as qualifying scores for Silver Championships.~~
- ~~5.3. Silver championships-Championships may be split into two competitions in order to allow competitors—riders easier access to the championshipsChampionships. The same judges must be used in each location. Each division of the championships-Championships may establish champions on the day. To establish overall Provincial champions-Champions the scores are must be combined. The two divisions should be held not more than one week apart. Athletes-Riders must choose which division of the championship they wish to compete in.~~
- ~~6.4. All Silver championships-Championships must include all levels/divisions and categories from Introductory through Intermediate 2 and may include relevant freestyles. Miscellaneous classes may be held but must be separate from the Championship.~~
- ~~7. Without the approval of EC, the term “championship” may be used only in the context of a competition or division championship within one specific competition.~~

ARTICLE E 7.25-7.12 SILVER AND GOLD CHAMPIONSHIP COMPETITIONS CONDITIONS OF ENTRY AND ESTABLISHING CHAMPIONS

1. Some form of qualification for entering a championship-Championship show is recommended (e.g. classes can be filled by descending order of submitted scores).
2. If qualifying criteria are-is met, the horse/athlete/ rider/horse combination (not one or the other) qualifies to enter the Championship. (Silver or Gold) competition. If a new athlete-rider wishes to compete with the horse at the championship, they must re-qualify with that horse as a combination.
3. Prize lists for all championships-Championships must be sent out at least two months prior to the competition.

- ~~4. The arena size for all Dressage tests at championships is 20x60 meters. **Note:** Refer to Article 6.4.8 and 7.23B.13 for the arena sizes for Para-Dressage tests.~~
- ~~5.4. One entry fee shall cover both technical classes per level/division/category. (eg. one entry fee for Amateur, one entry fee for Open). Freestyle class entry fees are separate.~~
- ~~6.5. Each competitor-rider shall enter and compete in two tests of their specific level/division ~~and category~~ (e.g. Junior or Amateur, etc.), The percentages obtained by each competitor-rider in both classes shall be totaled. The competitor-rider with the highest total will be named champion. The competitor-rider with the second highest total shall be declared the reserve champion. ~~(providing they are in accordance with 7.25.11).~~~~
- ~~7.6. In the event of a tie, the athlete-rider with the highest single percentage score is declared the winner.~~
- ~~8. Competitors are not permitted to enter only a freestyle class at a championship competition.~~
- ~~9.7. Freestyle champions will be determined by totaling the higher percentage from the two technical classes (of the levels/divisions) plus the percentage from the freestyle. Only one freestyle championship will be awarded at each level/division (e.g. the freestyle score will be added to the athlete's-rider's best technical score from the same level/division.) Freestyle championships Championships will not be awarded by category. ~~In the event that a competitor~~If a rider has only one technical score, due to elimination or other reasons, then the mark from the completed technical test plus the freestyle mark will be used to determine the competitor's-rider's placing when competing for a freestyle Freestyle championshipChampionship.~~
- ~~10.8. Only a Canadian Citizen or permanent resident may be awarded a Gold (National, Regional, Provincial) or Silver (Provincial) Championship or Reserve Championship.~~
- ~~**Note:** Split-level or division championships are not permitted (e.g. Training/First, First/Second etc.)~~
- ~~11.9. At all EC championship competitions, any horse receiving less than 50% on a technical test will not be eligible for any class awards, championships or reserve championships.~~

ARTICLE E 7.267.13 REFERENCE CHART FOR TESTS OFFERED AT GOLD CHAMPIONSHIPS

- No horse/athlete-rider combination may compete in more than ~~two consecutive levels or more than~~ one division.
Exception: Athletes-Riders competing in FEI Young Horse division may also enter any one other level or division. No horse is to be ridden in more than 4 classes (including freestyles) in one day.
- In all championship competitions, athletes-riders wishing to compete in two categories of a level or division (e.g. Junior/Open or Amateur/Open) will pay two entry fees but may ride one test; their score will count for both categories. The organizing committee has the option of holding individual classes for each category or holding one class and allowing entries in more than one category.

<u>Dressage Division</u>	<u>Dressage Category</u>	<u>Dressage Tests</u>	<u>Para Dressage Division</u>	<u>Para Dressage Category</u>	<u>Para Dressage Tests</u>
<u>Training</u>	<u>Jr/Am/Open</u>	<u>2 & 3</u>	<u>Walk Tests</u>	<u>Open</u>	<u>2 & 3</u>
<u>First</u>	<u>Jr/Am/Open</u>	<u>2 & 3</u>	<u>Walk Trot Tests</u>	<u>Open</u>	<u>2 & 3</u>
<u>Second</u>	<u>Jr/Am/Open</u>	<u>2 & 3</u>	<u>Walk Trot Canter Tests</u>	<u>Open</u>	<u>2 & 3</u>
<u>Third</u>	<u>Jr/Am/Open</u>	<u>2 & 3</u>	<u>FEI Novice – Grade I</u>	<u>Open</u>	<u>A & B</u>
<u>Fourth</u>	<u>Jr/Am/Open</u>	<u>2 & 3</u>	<u>FEI Novice – Grade II</u>	<u>Open</u>	<u>A & B</u>
<u>FEI Children</u>		<u>Team & Ind.</u>	<u>FEI Novice – Grade III</u>	<u>Open</u>	<u>A & B</u>
<u>FEI Pony</u>		<u>Team & Ind.</u>	<u>FEI Novice – Grade IV</u>	<u>Open</u>	<u>A & B</u>
<u>FEI Junior</u>		<u>Team & Ind.</u>	<u>FEI Novice – Grade V</u>	<u>Open</u>	<u>A & B</u>
<u>FEI Young Rider</u>		<u>Team & Ind.</u>	<u>FEI Inter – Grade I</u>	<u>Open</u>	<u>A & B</u>
<u>FEI U25</u>		<u>Inter II & GPU25</u>	<u>FEI Inter – Grade II III</u>	<u>Open</u>	<u>A & B</u>
<u>FEI Small</u>	<u>Am/Open</u>	<u>PSG / Inter I</u>	<u>FEI Inter – Grade III IV</u>	<u>Open</u>	<u>A & B</u>
<u>FEI Medium</u>	<u>Am/Open</u>	<u>Inter A & Inter II</u>	<u>FEI Inter – Grade IV V</u>	<u>Open</u>	<u>A & B</u>
<u>FEI Big</u>	<u>Am/Open</u>	<u>GP & GPS</u>	<u>FEI Inter – Grade V</u>	<u>Open</u>	<u>A & B</u>
			<u>FEI Grand Prix – Grade I</u>	<u>Open</u>	<u>A & B</u>
			<u>FEI Grand Prix – Grade II</u>	<u>Open</u>	<u>A & B</u>

	FEI Grand Prix - Grade III	Open	A & B
	FEI Grand Prix - Grade IV	Open	A & B
	FEI Grand Prix - Grade V	Open	A & B

Note: Freestyles are optional.

LEVELS	CATEGORIES	TESTS
Introductory	Jr/Am/O	B and C
Training	Jr/Am/O	2 and 3
First Level	Jr/Am/O	2 and 3
Second Level	Jr/Am/O	2 and 3
Third Level	Jr/Am/O	2 and 3
Fourth Level	Jr/Am/O	2 and 3

DIVISIONS	CATEGORIES	TESTS
FEI Young Horse 4-yr-old	Open	See Chapter 13
FEI Young Horse 5-yr-old	Open	See Chapter 13
FEI Young Horse 6-yr-old	Open	See Chapter 13
FEI Young Horse 7-yr old	Open	See Chapter 13
FEI Children		FEI Children Team and Individual
FEI Pony		FEI Pony Team and Individual
FEI Junior		FEI Junior Team and Individual
FEI Young Rider		FEI Young Rider Team and Individual
FEI Small Tour		FEI Prix St. Georges , FEI Intermediate I
FEI Medium Tour		Intermediate A, B, Intermediate II
FEI U25 Tour		Intermediate A, Intermediate B, Intermediate II, FEI U25 Grand Prix
FEI Big Tour		FEI Intermediate II, FEI Grand Prix and Grand Prix Special

ARTICLE E 7.27 REFERENCE CHART FOR FREESTYLES OFFERED AT GOLD CHAMPIONSHIPS

FREESTYLE LEVEL	TECHNICAL TESTS
Training Level	Training 2 & 3
First Level	First 2 & 3
Second Level	Second 2 & 3
Third Level	Third 2 & 3
Fourth Level	Fourth 2 & 3
FEL Pony	FEL Pony Team and Individual
FEL Junior	FEL Junior Team and Individual
FEL Young Rider	FEL Young Rider Team and Individual
FEL Intermediate 1	FEL Prix St. Georges and FEL Intermediate 1
FEL Medium Tour	FEL Intermediate A, Intermediate B,
FEL Grand Prix	FEL Intermediate II, U25 GP, FEL Grand Prix and Grand Prix Special

1. ~~Horse/athlete combinations competing in more than one level must choose which level of freestyle they ride.~~
- **Exception:** Athletes competing in two consecutive levels at a championship competition held on one day may not ride a freestyle as this would require exceeding the four test per day limit (See 7.11.9).
2. ~~At the time of publication there is no FEL Children's Freestyle. The First Level Freestyle is to be used.~~

ARTICLE E 7.287.14 REFERENCE CHART FOR TESTS OFFERED AT SILVER CHAMPIONSHIPS

1. In all Championship competitions, riders wishing to compete in two categories of a level or division (e.g. Junior/Open or Amateur/Open) will pay two entry fees but may ride one test; their score will count for both categories. The organizing committee has the option of holding individual classes for each category or holding one class and allowing entries in more than one category

<u>Dressage Division</u>	<u>Dressage Category</u>	<u>Dressage Tests</u>	<u>Para Dressage Division</u>	<u>Para Dressage Category</u>	<u>Para Dressage Tests</u>
<u>Training</u>	<u>Jr/Am/Open</u>	<u>2 & 3</u>	<u>Walk Tests</u>	<u>Open</u>	<u>2 & 3</u>
<u>First</u>	<u>Jr/Am/Open</u>	<u>2 & 3</u>	<u>Walk Trot Tests</u>	<u>Open</u>	<u>2 & 3</u>
<u>Second</u>	<u>Jr/Am/Open</u>	<u>2 & 3</u>	<u>Walk Trot Canter Tests</u>	<u>Open</u>	<u>2 & 3</u>
<u>Third</u>	<u>Jr/Am/Open</u>	<u>2 & 3</u>	<u>FEI Novice – Grade I</u>	<u>Open</u>	<u>A & B</u>
<u>Fourth</u>	<u>Jr/Am/Open</u>	<u>2 & 3</u>	<u>FEI Novice – Grade II</u>	<u>Open</u>	<u>A & B</u>
<u>FEI Children</u>		<u>Team & Ind.</u>	<u>FEI Novice – Grade III</u>	<u>Open</u>	<u>A & B</u>
<u>FEI Pony</u>		<u>Team & Ind.</u>	<u>FEI Novice – Grade IV</u>	<u>Open</u>	<u>A & B</u>
<u>FEI Junior</u>		<u>Team & Ind.</u>	<u>FEI Novice – Grade V</u>	<u>Open</u>	<u>A & B</u>
<u>FEI Young Rider</u>		<u>Team & Ind.</u>	<u>FEI Inter – Grade I</u>	<u>Open</u>	<u>A & B</u>
<u>FEI U25</u>		<u>Inter II & GPU25</u>	<u>FEI Inter – Grade II III</u>	<u>Open</u>	<u>A & B</u>
<u>FEI Small</u>	<u>Am/Open</u>	<u>PSG / Inter I</u>	<u>FEI Inter – Grade III IV</u>	<u>Open</u>	<u>A & B</u>
<u>FEI Medium</u>	<u>Am/Open</u>	<u>Inter A & Inter II</u>	<u>FEI Inter – Grade IV V</u>	<u>Open</u>	<u>A & B</u>
<u>FEI Big</u>	<u>Am/Open</u>	<u>GP & GPS</u>	<u>FEI Inter – Grade V</u>	<u>Open</u>	<u>A & B</u>

FEI Grand Prix - Grade I	Open	A & B
FEI Grand Prix - Grade II	Open	A & B
FEI Grand Prix - Grade III	Open	A & B
FEI Grand Prix - Grade IV	Open	A & B
FEI Grand Prix - Grade V	Open	A & B

LEVELS	CATEGORIES	TESTS
Introductory	Jr/Am/O	B and C
Training	Jr/Am/O	2 & 3
First Level	Jr/Am/O	2 & 3
Second Level	Jr/Am/O	2 & 3
Third Level	Jr/Am/O	2 and 3
Fourth Level	Jr/Am/O	2 and 3

DIVISIONS	CATEGORIES	TESTS
FEI Children		FEI Children Team and Individual
FEI Pony		FEI Pony Team and Individual
FEI Junior		FEI Junior Team and Individual
FEI Young Rider		FEI Young Rider Team and Individual
FEI Small Tour		FEI Prix St. Georges, Intermediate 1
FEI Medium Tour		FEI Intermediate A, Intermediate B,

1. No horse/athlete combination may compete in more than two consecutive levels or more than one division.

Exception: Athletes competing in the FEI Children, FEI Pony or FEI Junior division may also enter any one other equivalent level. No horse is to be ridden in more than 4 classes (including freestyles) in one day.

2. In all championship competitions, athletes wishing to compete in two categories of a level or division (e.g. Junior/Open or Amateur/Open) will pay two entry

fees but may ride one test; their score will count for both categories. The organizing committee has the option of holding individual classes for each category or holding one class and allowing entries in more than one category.

ARTICLE E 7.29 REFERENCE CHART FOR FREESTYLES OFFERED AT SILVER CHAMPIONSHIPS

1. ~~Horse/athlete combinations competing in more than one level must choose which level of freestyle they ride.~~
~~**Exception:** Athletes competing in two consecutive levels at a championship competition held on one day may not ride a freestyle as this would require exceeding the four test per day limit (See 7.11.9).~~
2. ~~At the time of publication there is no FEI Children's Freestyle. The First Level Freestyle is to be used.~~

FREESTYLE LEVEL	TECHNICAL TESTS
Training Level	Training 2 & 3
First Level	First 2 & 3
Second Level	Second 2 & 3
Third Level	Third 2 & 3
Fourth Level	Fourth 2 & 3
FEI Pony	FEI Pony Team and Individual
FEI Junior	FEI Junior Team and Individual
FEI Young Rider	FEI Young Rider Team and Individual
FEI Intermediate 1	FEI Prix St. Georges and FEI Intermediate 1
FEI Medium Tour	FEI Intermediate A, Intermediate B, Intermediate II

**ARTICLE E 7.30 OFFICIALS REQUIRED AT CHAMPIONSHIP
COMPETITIONS**

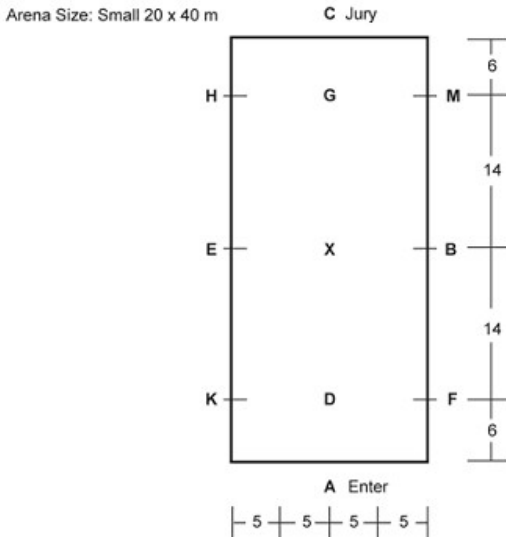
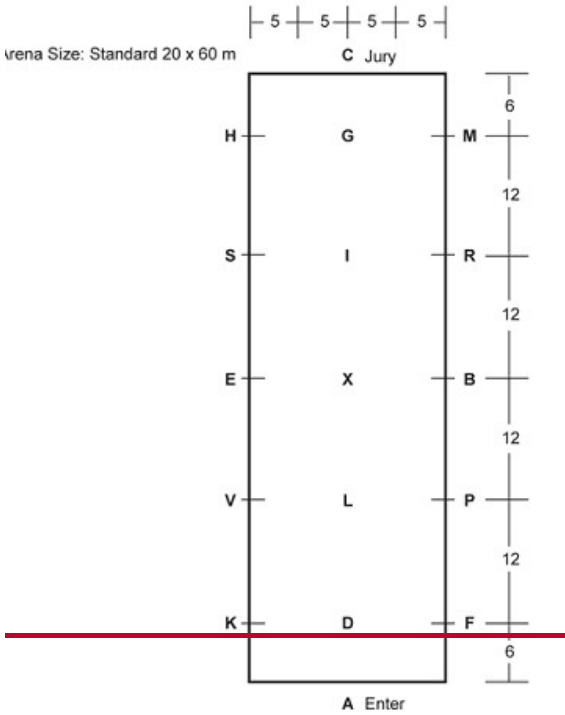
	SILVER PROVINCIAL CHAMPIONSHIPS	GOLD NATIONAL/REGIONAL/ PROVINCIAL CHAMPIONSHIPS
Judge	1 per ring is permitted (At least one judge at Silver Championships must be Canadian)	<p>Gold National Championships Gold National Championships — require the following:</p> <p>i. The panel for all FEI tests must be made up of 3 senior judges, one of which can be an FEI judge (see ART 7.23 B).</p> <p>ii. The panel for all national tests must be made up of 2 judges, 1 senior and 1 medium (see ART 7.23 B).</p> <p>Gold Regional/Provincial Championships One Senior judge or one FEI judge per ring is allowed but if at all possible, show organizers are encouraged to use two judges per ring, one of which must be Canadian.</p>
Judge Restrictions	Basic with Guest Card. Medium, Senior and FEI; no restrictions.	Gold National Championships FEI Gold Regional and Provincial Championships — Senior or FEI
Steward	Basic, Medium or Senior	Medium, Senior or FEI
Steward Restrictions	See 16.7	See 16.7

ARTICLE E 7.31-7.15 TEST OF CHOICE

1. Dressage tests ridden in Test of Choice (TOC) classes may be used as qualifiers for Gold Provincial or Gold Regional championships-Championships but not for Gold National Championships, as well as for Silver championships and team qualification, if permitted in the team qualification criteria.
2. Para Dressage tests ridden in Test of Choice TOC classes may be used as qualifiers for Gold Provincial, Gold Regional or Gold National championships-Championships as well as for Silver championships Championships and team qualification, if permitted in the team qualification criteria.
3. ~~Dressage tests ridden in Test of Choice classes may be used to qualify for Silver show championships.~~
4. ~~Para Dressage tests ridden in Test of Choice classes may be used to qualify for Gold or Silver show championships.~~
5. ~~Organizing committees may offer Test of Choice classes in any division where it is beneficial for the competition and competitors i.e. where it is expected that there will be several one entry classes such as for FEI classes.~~

ARTICLE E 7.32 ARENA DIAGRAMS

All measurements in metres. 1 metre equals 3.3 feet



CHAPTER 8

RISING STARS EQUITATION PROGRAM GUIDELINES

The Rising Stars Equitation Program was developed and continues to be overseen by the Rising Stars Youth Dressage Committee established in 2004 in Chilliwack, BC. In 2019 the Rising Stars Equitation program was recognized by EC as a Dressage dressage youth development program.

Mission Statement:

'To provide youth athletesriders, up to and including 25 years, the opportunity to participate in a Dressage-dressage competition that is exclusively their own, in an environment that provides a fair playing field for youth athletes-riders of different age groups wherein each will compete against their peer group at all levels of skill, from beginners to advanced.'

ARTICLE E 8.0 OBJECTIVES

To develop and improve the equitation of youth Dressage-dressage athletes-riders by providing ongoing evaluation of their equitation skills during the performance of technical Dressage-dressage tests. The improvement of equitation skills is the best pathway forward to develop youth Dressage-dressage athletes-riders toward higher levels.

ARTICLE E 8.1 CATEGORIES

- A) Foundation level: those competing at: Introductory; Training; First and Second, or
- B) Progressive level: those competing at: Third; Fourth and FEI

Note: A competition may offer the Foundation level only or both Foundation and Progressive levels. The decision is at the discretion of the competition organizing committee.

ARTICLE E 8.2 LICENCE LEVELS

1. Bronze, Silver, and Gold sanctioned Equestrian-CanadaEC Dressage-dressage competitions may offer Rising Stars Equitation classes.

Note: For other competition opportunities, including Rising Stars Equitation classes being offered at PTSO sanctioned competitions under PTSO rules visit: www.risingstarsdressage.com

2. Rising Stars Equitation classes in each division will be designated in the competition prize list by the competition organizing committee. (i.e. Foundation Level Test 2 in Training; First or Second and Progressive Level; Third through FEI)
3. Any youth athlete-rider up to and including 25 years may compete in the Rising Stars Equitation Program by entering a designated technical Dressage-dressage test at their level of proficiency from Introductory through to FEI. The technical test will be judged in the usual technical manner by the judge at C with a second judge, judging only the athlete's-rider's equitation during the technical test using the Rising Stars Equitation score sheet.

Note: The organizing committee may use other options to offer the Equitation judging during a technical test: eg. a class designated as the RS Equitation class. The athlete-rider rides their technical test but is only judged on their equitation using the RS Equitation score sheet. For more options, visit

www.risingstarsdressage.com

4. If using the two-judge system, with the judge at C judging the technical test, the second judge, the Equitation judge may sit at E, H, M, B or any marked letter (at the discretion of the competition organizing committee), and judge solely on the equitation skills of the athleterider.
5. Amateur athletesriders, 18 years and older may compete in the Rising Stars Equitation Program in classes designated for amateurs at either the Foundation or Progressive level. There will however be no 'Ride Off' at either level for amateur athletesriders. The amateur Champion and Reserve Champion will be determined by the highest and second highest equitation score of 60% or over in each of the Foundation or Progressive levels.
6. There may be no cross entry between Rising Stars Youth Dressage Equitation classes and Rising Stars Equitation classes for amateurs.

ARTICLE E. 8.3 AWARDS AND CHAMPIONSHIPS

1. The judged score from the designated technical test will be included with all other technical tests in the same class for class and competition awards. The equitation score and technical score are not combined to determine equitation placings.
2. Based only on the equitation scores of the athletesriders, all athletesriders achieving 60% or over, will be eligible to compete in one of two Equitation Championships:

1. **Foundation level:** those competing at: Introductory; Training; First and Second, or
2. **Progressive level:** those competing at: Third; Fourth and FEI

Note: A competition may offer the Foundation level only or both Foundation and Progressive levels. The decision is at the discretion of the competition organizing committee.

For eligible athletesriders in:

1. ~~A), the Equitation~~ Foundation Level Championship 'Ride Off' will be based solely on equitation skills judged by the 'equitation judge'.

The 'Ride Off' will be a group class including all athletesriders who achieved 60% or over in their Equitation test in Introductory, Training, First or Second level. Individual patterns may be requested by the 'Equitation judge' to establish the Champion and Reserve.

Note: If for any reason, a show committee is not able to offer the "ride off", for the Champion and Reserve Equitation Foundation Level, the Champion and Reserve will be determined by the overall highest and second highest score (from the equitation score sheet).

2. ~~For eligible athletes in B) Equitation~~ Progressive Level the Champion and Reserve will be determined by the highest and second highest equitation scores achieved by those athletesriders who achieved 60% or over on their equitation score at Third, Fourth or FEI level.

Note: Where a competition offers Rising Stars Equitation classes under more than one licence, all eligible competitorsriders from ALL licenses will participate in ~~A) or B) 1. or 2.~~ to determine the overall competition Equitation Champion and Reserve in ~~A) and B) 1. and 2.~~

If offered, Champion and Reserve Champions in both ~~A) 1.~~ Foundation and

~~B)2.~~ Progressive, established at each competition, will be qualified to compete in their Provincial or Regional Championship for a Provincial or Regional ‘Ride Off’. Once Provincial or Regional ‘Ride Off’ Equitation Championships have been held, the intent is that an annual National Equitation ‘Ride Off’ be established at an appropriate venue.

If a PTSO competition is being held at the same venue, on the same dates, as an EC competition and both competitions offer Rising Stars Equitation Classes, then the Equitation Championships will include ALL athletes-riders from BOTH competitions to establish an overall Equitation Champion and Reserve for the whole competition.

ARTICLE E 8.4 ATHLETE RIDER/HORSE/PONY

1. Athlete Rider: Must hold at minimum, a current EC ~~sanctioned~~–Bronze sport licence or equivalent to the EC competition licence level entered. If the athlete rider is competing in Rising Stars Equitation classes at a PTSO competition, a current PTSO membership is required.
2. A youth athlete-rider up to and including 25 years is eligible for the Rising Stars Equitation Program until the end of the calendar year in which they reach the age of 25.
3. Amateur athletes-riders include anyone who is age 18 years at the beginning of the calendar year and who is classified as an Amateur, see ART E 3.3.2. ~~(See E.3.4.2).~~
4. Horse/pony: Bronze competitions: There are no qualification, ownership, or registration requirements for horses or ponies that compete in Rising Stars Equitation classes. In Silver or Gold competitions, an EC Horse Identification documentation is required.
5. An eligible athlete-rider may compete on any horse or pony of any level, subject to any limitations stated by the competition in their prize list, see ART A805. ~~(See A805.3)~~
6. Horses and ponies may be ridden by only one athlete-rider in each category but may compete in both categories.

~~ARTICLE E 8.5 DRESS AND EQUIPMENT~~

- ~~1. ARTICLE E 4.1: DRESS FOR EC GOLD, SILVER AND BRONZE LEVEL COMPETITIONS~~
- ~~2. ARTICLE E 4.2 BRIDLES, SADDLERY AND EQUIPMENT~~
- ~~3. ARTICLE E 4.8.1 WHIPS A whip may be carried in all levels at Bronze, Silver and Gold competitions. ARTICLE E 4.8.2 Whips may not be carried in championship classes. This includes any Rising Stars Equitation Championship ‘Ride Off’.~~

~~ARTICLE E 8.6 MISCELLANEOUS RULES~~

- ~~1. Unauthorized assistance is prohibited (E 9.3.15).~~
- ~~2. Horses will be disqualified for lameness (E 9.3.6a).~~

ARTICLE E 8.78.5 CLASS SPECIFICATIONS

1. The athlete’s-rider’s position, seat, and use and effect of aids will be judged as described in Chapter 1 and 2, section Article E 1.20 THE POSITION AND AIDS OF THE ATHLETE and in EC Article E 8.8.1.

2. In the 'Ride Off' ~~for eligible athletes in the A) Foundation level,~~ the ~~athletes riders~~ will be evaluated in a group class, based solely on their equitation skills. At the discretion of the 'equitation judge', individual patterns may be requested but it is not a requirement that all ~~athletes riders~~ in a class perform individual patterns
3. ~~Athletes-Riders~~ will be evaluated in accordance with the purpose and directives stated on the Rising Stars Equitation Evaluation Sheet.
4. The number of horses required to work at the same time shall be dependent on the size of arena available and at the discretion of the judge. Judges may limit the number of horses required to canter at the same time.

ARTICLE E ~~8.88.6~~ COMPETITION RING

1. Equitation classes may be held in an enclosed ring that is larger than a standard ~~Dressage-dressage~~ arena, if available. If such a space is not available, an open schooling area is permitted. If classes must be held in a ~~Dressage-dressage~~ arena, it must be at least 20m x 60m, and no more than 6 horses shall be asked to canter at the same time.

ARTICLE E ~~8.9-8.7~~ SCORING

1. Rising Stars Equitation score sheets and Directives & Equitation Guidelines are available from www.risingstarsdressage.com.

ARTICLE E ~~8.108.8~~ JUDGES

1. At Bronze, Silver or Gold shows the judge(s) may be r, B, M, ~~or S, or FEL.~~

CHAPTER 9 EXECUTION OF TESTS, PENALTIES, JUDGING, SCORES AND PLACINGS

ARTICLE E 9.1 CALLING TESTS

All EC national tests ~~Introductory through Fourth inclusive~~ may be called ~~during the competition at EC sanctioned Bronze, Silver and Gold competitions.~~

~~except~~ **Exception:** Championships, see ART E 7.6

Exception: Para Dressage see ART E 6.10

~~for championship classes at Gold and Silver Championships when all tests must be ridden from memory.~~

1. If tests are called, it is the responsibility of the competitor-rider to arrange for a person to call the test. Lateness and errors in announcing the test will not relieve the athlete-rider from “error penalties”.

~~2. A competition cannot require competitors to use callers employed by the competition management.~~

~~3.2.~~ Calling the tests is limited to reading the movement a maximum of twice-two times, without providing any additional assistance to the rider, adding anything else which might assist the athlete. Failure to comply with this ruling will involve elimination of the competitor/rider. It is the responsibility of the judge to monitor this.

~~4.3.~~ **Caller’s dress code:** Smart casual. Jeans, slacks and mid length shorts are permitted. Tank tops, flip flops or sandals are not allowed. Inappropriately dressed callers may not be allowed to call a test.

~~5.4.~~ Callers may not wear two-way personal electronic communication devices, e.g. Bluetooth, headphones etc. while calling tests. However, they may read the tests from any form of media device.

Exception: Para dressage riders, see ART E 6.10.

Exception: Riders with hearing impairments, see ART E 4.10.B.3

Exception: Masters Test of Choice, see ART E 14.1

~~**Exception:** callers for athletes with documented hearing impairment may use a two-way communication device only if a doctor’s letter is submitted with the competition entry and the steward and judge are advised and, the competition organizer is able to appoint a supervisor to stand with the caller. Alternatively, callers for athletes with documented hearing impairment may use a one-way voice amplifier if a doctor’s letter is submitted with the competition entry and the steward and judge are advised. For Para Dressage athletes, reference Article E 6.18 commanders and callers. An EC Para Dressage Dispensation Certificate indicating the athlete’s hearing impairment must be submitted with the competition entry and the steward and judge must be advised.~~

~~6.5.~~ Callers must position themselves in such a manner ~~so as to~~ not obstruct ~~the a~~ judge’s view.

~~7.6.~~ Tests may be commanded-called in the competitor’s-rider’s own language.

~~8.7.~~ All FEI tests and all freestyle tests must be ridden from memory.

Exception: Master Test of Choice, see ART E 14.10,14.9 Masters Test of Choice.

Exception: Para Dressage dressage riders, see ART E 6.10, E6.18.

ARTICLE E 9.2 SALUTE

1. ~~Athletes~~ Riders must take the reins in one hand (either left or right) at the salute, let the other arm drop loosely along the body and incline the head in a slight bow.
Exception: Para ~~Dressage~~ dressage athletes riders, see ART E 6.9 may salute with head only (nod).
2. ~~Gentlemen~~ athletes Riders may not remove their protective headgear at the salute.
3. The military salute is only permissible when riding in uniform.
4. In freestyle classes, the initial and final salutes must be made inside the arena and on the centreline with the horse and athlete-rider facing the judge at C.
5. Failure to salute ~~is an error of test and the athlete~~ will incur a two technical penalties. point penalty.

ARTICLE E 9.3 EXECUTION OF THE TESTS, DEDUCTIONS FOR ERRORS OF TEST AND TECHNICAL PENALTIES – ERRORS AND PENALTIES

1. ~~Error of course are errors of test-~~ When a competitor-rider makes an "error of course test" (takes a wrong turn, omits a movement, performs rising trot when sitting trot is required or sitting trot when rising trot is required, etc.) the judge at C rings the bell. The judge at C shows the athleterider, if necessary, the point at which they must take up the test again and the next movement to be executed and then leaves the athlete-rider to continue by themselves. If ringing the bell would unnecessarily impedeimpedes the fluency of the performance, it is up to the judge at C to decide whether to do so or not. ~~One example of this would be if an athlete made a transition from medium trot to collected walk at V instead of K. Another example would be a canter pirouette on centre line ridden at D instead of L.~~ In principle, a competitor-rider is not allowed to repeat a movement of the test unless the judge at C decides on an error of course test (rings the bell). If, however, the athlete-rider has started the execution of a movement and attempts to do the same movement again, the judge(s) must consider only the first movement shown and, at the same time, penalize for an error of course test.
 1. If the bell is not rung and the same error occurs again because the same movement is required to be repeated in the test, only one error is recorded.
 2. ~~If an athlete performs a rising trot when sitting trot is required, or vice versa, the judge must ring the bell and warn the athlete that this is an error that accumulates if repeated, leading to elimination at the third occurrence.~~

The decision as to whether ~~or not~~ an error of course test has been made will be that of the judge at C. The other judges' scores will be adapted accordingly.
2. **Deductions for Errors of Test Course.**
In all national tests ridden at at National level EC sanctioned competitions (Introductory through Fourth Level and EC Para Dressage Grades I-V), every "error of course test", whether the bell is sounded or not, must be penalized, except as noted in 9.3.1 above:
 1. the first time by 2 points,
 2. the second time by 4 points,
 3. the third time the competitor-rider is eliminated.
 4. ~~If the judge has not noted an error the competitor gets the benefit of the doubt.~~

In FEI Children, Pony, Junior, ~~Young Rider through Grand Prix and~~ Young Horse and Para Dressage

In all FEI tests ridden at National level EC sanctioned competitions, every 'error of course' test', whether the bell is sounded or not, will always must be penalized except as noted in ART E 9.3.1 above: using the current FEI error scale stated on the relevant test.

1. the first time by - 0.5%,
2. the second time by - 1%,
3. the third time the rider is eliminated.
4. If the judge has not noted an error the rider gets the benefit of the doubt.

In FEI Young Rider through Grand Prix tests ridden at EC competitions, every "error of test", whether the bell is sounded or not, must be penalized, except as noted in ART E 9.3.1 above:

1. the first time by - 2%,
2. the second time the rider is eliminated.
3. If the judge has not noted an error the rider gets the benefit of the doubt.

3. ~~Penalties and Technical Penalties - Faults~~ Penalties - Faults. ~~All of the~~ The following are considered ~~errors/technical penalties/faults~~ errors/technical penalties which incur ~~a deduction of two- 2 technical~~ a deduction of two- 2 technical penalty points in ~~national tests EC level classes and 0.5% in FEI tests each time (zero point five percentage points) in FEI classes ridden at EC competitions, they~~ national tests EC level classes and 0.5% in FEI tests each time (zero point five percentage points) in FEI classes ridden at EC competitions, they Technical penalties will be deducted per fault by each judge but these deductions are not cumulative and will not result in elimination, ~~(including the Freestyle tests): Technical penalties will be deducted from the total technical score at the end of the test with a comment explaining the penalty.~~

1. Salute: athletes-Riders not taking the reins in one hand at the salute.

Exception: Para dressage riders see ART E 6.9.

- ~~1. Equipment: entering the space around the arena with boots/bandages on the horse's legs or with discrepancy in dress (eg. lack of gloves) or with a whip in a championship.~~

2. Entering the Dressage competition arena with boots/bandages on the horse's legs or with discrepancy in dress (e.g. lack of gloves), or with a whip in a championship. If the test has already started before the discrepancy has been noticed, the judge at C stops the ~~athlete-rider~~ athlete-rider and if needed, and possible, an assistant may enter the arena to remove the item(s). ~~The athlete then continues the test, either starting from the beginning from the inside of the fence or from the movement where they were stopped. The marks-Marks~~ given before they were stopped are not changed.

Note: Entering the arena with a whip in a Championship class will entail elimination.

Exception: Para dressage riders see ART E 6.8 and 6.9.

- ~~2-3. Entering before the signal: A rider who enters the arena before the starting signal is sounded may be advised by the judge to exit and commence the test again, entering the arena before the sound of the bell~~

4. Late Entry Technical Test: not-Not entering the arena with 45 seconds after the ~~bell signal~~ signal, but within 90 seconds.

FEI Freestyles: Exceeding 30 seconds to enter the arena after the start of the music. ~~Exceeding 30 seconds to enter the arena after the start of the music.~~

Exception: Para dressage riders see ART E 6.1.

5. **Competition Number (first offence):** Entering the competition arena including the space around the competition arena without wearing the assigned competition number, or with the wrong competition number.

3. ~~for freestyle tests, entering the area after more than 30 seconds of music~~

4. **Voice.** The use of a loud voice or clicking the tongue repeatedly is a serious fault and must be penalized by the deduction of two points from the movement in which it occurs. The use of an inappropriate voice will incur a deduction of points each time it is used but does not constitute elimination, nor should it be scored as an error of test or error of course. For example, a judge awarding eight to a movement must deduct two points or more from the given mark (e.g. 8 becomes 6, comment: voice).

5. **Note:** Para Dressage athletes see Chapter 6 ~~Para Dressage~~

4. **Penalty Points.** The penalty points are deducted on each judge's sheet from the total points obtained by the competitor.

5. **Late entry.** Not entering the arena within 45 seconds after the signal, but within 90 seconds, is considered an error and two points will be deducted. This is not cumulative. Horse and athlete combinations not entering the competition arena within 90 seconds after the signal will be eliminated.

6. **Entering before the signal.** An athlete who enters the arena before the starting signal is sounded may be advised by the judge to exit and commence the test again. The mark for the entrance will be given and crossed out with one line and then another mark applied to indicate a deduction of 2 points with the remark "athlete entering before start signal." The deduction must appear on each judge's sheet. **Note:** This is not to be considered an error of course.

7. **Salute.** Competitors must take the reins in one hand at the salute. See Art. E 9.2

8. **Re-riding a test.** The judge may stop a test and/or allow a competitor to restart a test from the beginning or from any appropriate point in the test if, in their opinion, some unusual circumstance has occurred to interrupt a test. No test shall be re-ridden except as noted here or in the freestyle when the music fails. See 10.3.9 for protocol to be followed in the case of music failure.

9. **Beginning/End of test.** A test begins with the entry at A and ends after the salute at the end of the test. Any incidents before the beginning or after the end of the test have no effect on the marks.

10. **Details as to the Freestyle Test.** An athlete must enter the arena within 30 seconds of the music starting. Exceeding 30 seconds will entail elimination. The music must cease at the final salute. If the music does not cease, a penalty of 0.5 of a mark is applied to the mark for the music. At the beginning and end of a Freestyle Test a halt for the salute is compulsory. The timing of the test will start as the athlete moves forward from the halt.

Note: Para Dressage athletes see Chapter 6 ~~Para Dressage~~

ARTICLE E 9.4 DISMOUNTING

~~An athlete dismounting after entering the arena will be eliminated from the test.~~

ARTICLE E 9.59.4 ELIMINATION FROM A CLASS

1. An entry shall be eliminated under the following circumstances:

Para dressage riders should also refer to ART E 6.14 for additional information:

1. **Dismounting:** dismounting after entering the arena

2. **Blood:** ~~evidenee~~Evidence of blood on the horse (environmental causes such as insect bites shall not normally be cause for elimination). If a ~~competitor-rider~~ is eliminated for this reason, they must report directly to the steward for a tack check.

If the judge at C suspects fresh blood anywhere on the horse during the test, they will stop the horse to check for blood. If the horse shows fresh blood, it will be eliminated. If the steward discovers fresh blood in the horse's mouth or in the area of the mouth or in the spur area during the equipment check at the end of the test, they must inform the judge at C, who will eliminate the horse and the rider. If there is blood on the horse, the onsite veterinarian is to be called to decide if the horse is fit to continue in additional classes at the event. If there is no vet onsite then it's at the discretion of the judge at C. If the horse is eliminated pursuant to the above, or if the horse is injured during the test and starts bleeding after finishing the test, it should be examined by an onsite veterinarian (if available) prior to the next class to determine if it is fit to continue in the event. The steward to provide the judge at C with a blood evidence kit (plastic bag with tissue, glove and label to record the horse's number and the test details)

1.3. **Illegal Equipment:** ~~use~~Use of illegal equipment (see Chapter 4). Para dressage riders see Chapter 6 for additional information.

2.4. **Tack Check:** ~~failure~~Failure to ~~submit to~~present for tack check as required. ~~(see 4.16)~~. This also applies to ~~athletes-riders~~ identified for a tack check if the competition is holding random tack checks.

3.5. **Dress:** Failure to wear safety headgear as outlined in ART E 4.0, ~~contravention~~Contravention of dress rules ~~(see Chapter 4 and ART E 6.7 for para dressage riders.)~~

4. ~~unauthorized assistance (see 9.3.15, 9.1.2, 4.15)~~

5.6. **Too Many Errors of Test:** ~~three errors of course (see ART E 9.3.2)~~

6. ~~resistance of more than 20 seconds in a test (see 9.3.12)~~

7. ~~fall of horse or athlete during the test. (see 9.3.10)~~

8. ~~dangerous/unruly behaviour of horse (see 7.11.7, 9.3.12)~~

9. ~~all four feet of the horse leave the arena (see 9.3.11)~~

10. ~~exceeding 30 seconds to enter the arena after the start of the music in the freestyle test (see 9.3.16)~~

11. ~~dismounting during a Dressage test (see 9.4)~~

12.7. **Low Scoring:** ~~scoring~~Scoring less than 40% of the total marks obtainable in the test. ~~(see 9.9.8)~~

13. ~~lameness (see 9.3.6)~~

8. **Whip:** ~~earrying~~Carrying a whip into the competition arena or the space surrounding the competition arena at any EC Championship, see ART E 7.4.

Exception: side-saddle ~~athletes-riders~~ may carry a whip see Chapter 5.

Exception: Para dressage riders see ART E 6.9.

~~For FEI sanctioned competitions, i.e. CDI's, Team Trials or World Cup Qualifier, Refer to FEI Rules and/or the team criteria as published. (see 4.8.2)~~

~~14.9. **Competition Number (second offence):** Second offence at a given competition for not wearing assigned number, or wearing the wrong competition number, see ART E 3.11.2, in competition or while out of the stall. (see 7.11.2)~~

~~10. **Late Entry:**~~

~~**Technical Test:** Taking more than 90 seconds to enter the arena at A after the start signal. (E9.3.7).~~

~~**National Freestyle Test:** exceeding 30 seconds to enter the arena after the start of the music.~~

~~**Exception:** Para dressage riders see ART E 6.14.~~

~~11. **Lameness:** In the case of lameness which shall include marked unevenness and/or and, or irregularity, the judge at C informs the competitor-rider that they are eliminated, and must report directly to the steward for a tack check. There is no appeal against this decision. Upon elimination the rider must report directly to the steward for a tack check. Tack checks for riders eliminated for lameness are mandatory, even if random tack checks are being used at the competition. In the event that the rider does not immediately leave the arena the judge may be warranted to give a yellow card or ask the steward to do so based on Section A516.~~

~~In the event that the horse is eliminated a second time at the same competition by a judge for lameness the horse will be eliminated, given a yellow card recorded warning (A517) and disqualified from competition.~~

~~Results and awards from any previous classes may be kept. If the horse is disqualified from the competition the horse may not be ridden, schooled, lunged or shown while on the competition grounds for the remainder of the competition.~~

~~15. In the case of two eliminations for lameness on the same day, a horse may not compete until the next day of competition and must not be ridden in the warm up area until the next day of competition. The show organizer or scorer is responsible for communicating to the steward when a horse has been eliminated for lameness.~~

~~16.12. **Fall:** In the case of a fall of horse and/or competitor and, or rider in the competition arena or the space around the competition arena, the competitor-rider will be eliminated and is not permitted to remount and continue the test. A competitor-rider is considered to have fallen when there is a separation from the horse in such a way as to necessitate remounting or vaulting into the saddle. A horse is considered to have fallen when at the same time both its shoulder and quarters have touched the ground.~~

~~13. **Leaving arena during the Dressage test:** A horse leaving the arena completely, with all four feet between the entry and the final salute will be eliminated. Leaving the arena at the end of the test at any place other than A will be penalized by elimination, except in cases where the conditions don't allow the exit at A or where the rider loses control while on a loose rein.~~

~~**Exception:** Para dressage riders see ART E 6.14.~~

~~14. **Resistance:** Any resistance which prevents the continuation of the test for longer than 20 seconds will result in elimination. However, resistance that~~

may endanger athletethe rider, horse, officials or the public will be cause for immediate elimination for safety reasons earlier than 20 seconds. This also applies to any resistance in the space surrounding the competition arena before entering the Dressage-competition arena.

Exception: Para dressage riders see ART E 6.14

~~17-15. **Outside assistance:**- Any outside help by voice, signs, etc. (earphone and/or and, or electronic communication devices included), from the moment the rider enters the space around the arena until the test has concluded, is considered illegal or unauthorized assistance to an athletee rider or to his horse and will result in elimination. A member of the jury may not discuss a ride with a competitor rider before the bell or after the final salute. A competitor rider may, however, ask the steward's permission to approach a judge after the completion of a class at an appropriate break in the schedule. Any assistance around the competition arena prior to entering at A is not considered unauthorized assistance.~~

~~Exception: Para dressage riders see ART E 6.15.~~

1. Space Around the Competition Arena

1. All Competitions

- A groom or helper may remove polos, boots, a whip or any other item deemed non-compliant with the dress rules.
- A member of the jury may not discuss a ride with a rider before the bell or after the final salute. The rider may, however, ask the steward's permission to approach the judge at the judge's discretion. The steward must be present at this meeting.

1. Bronze Competitions

- The designated caller may give the rider help in difficult situations through moderate coaching and or leading the combination past a difficult area.

2. Silver and Gold Competitions

- At Introductory and Training level the designated caller may give the rider help in difficult situations through moderate coaching and or leading the combination past a difficult area.
- At all other levels outside assistance is prohibited and will result in elimination.

Exception: Para Dressage see Chapter 6

3. Championship Competitions

- Any outside coaching assistance by voice, signs or equipment (earphone and, or electronic communication devices etc.), from the moment the rider enters the space around the arena until the test has concluded, is considered unauthorized outside assistance to a rider and will result in elimination.

2. Competition Arena

Once a rider has entered the competition arena at A, any outside coaching assistance by voice, signs or equipment (earphone and, or electronic communication devices etc.) will result in elimination. A caller is only allowed to read the movement from the test sheet.

Exception: Para Dressage see Chapter 6.10.

Exception: If the judge stops the rider, a groom or designated assistant may remove polos, boots, a whip, or any other item deemed non-compliant with the dress rules

16. **Welfare:** The performance is against the welfare of the horse and/or and, or shows abusive riding. This includes situations where the horse and rider/rider/horse combination are not able to fulfill the requirements of the test level may result in elimination if the judge feels there is a welfare concern.

17. **Foaming substance:** It is strictly forbidden to use any type of substance/product (like “marshmallow fluff”, shaving cream etc.) inside or around the horse’s mouth and, or tongue that may:

1. to imitate, induce or cause foaming; and, or
2. coat or otherwise cover or partially cover the bit

See ART A 517

contravening this rule will entail a yellow warning card and elimination.

18. **Exception:** In hand work is not permitted.

ARTICLE E 9.69.5 DISQUALIFICATION (FROM A COMPETITION)

1. A competitor-rider shall be disqualified under the following circumstances:
 1. Misrepresentation of entry or inappropriate entry.
 2. Abuse/cruelty-Cruelty, abuse or inhumane treatment of horses, See see General Regulations ART A517.
 3. The horse’s tongue has been tied down.
 4. Possible disqualification, at the discretion of the ground jury, for second offence of horse/handler not wearing assigned competition number when out of outside the stall.
 5. A competitor-rider may be disqualified for use of illegal equipment at any time on the show grounds at the discretion of the ground jury.

ARTICLE E 9.79.6 JUDGING A TEST

1. Judges are personally responsible for their decisions and classifications/marks. They may not consider take into account any advice or observations from persons-individuals who are not members of the ground jury or anything that they know beforehand about the competitors-riders or their horses.

1-2. **Beginning/End of Test:** A test begins with the entry at A and ends after the salute at the end of the test. Any incidents before the beginning or after the end of the test have no effect on the marks.

2-3. The mark for each movement should establish whether the movement is performed sufficiently (5 or above) or insufficiently (4 or below).

4. In a movement which must be carried out at a certain point in the arena, it should be done at the moment when the competitor's-rider's body is above this point, except in transitions where the horse approaches the letter from a diagonal or perpendicular to the point where the letters are positioned. In this case, the transitions must be done when the horse’s nose reaches the track at the letter so that the horse is straight in the transition.

3-5. **Test Interruption / Re-riding a Test:** The judge may stop a test and or allow a rider to restart a test from the beginning or from any appropriate point in the test if, in their opinion, some unusual circumstance has occurred to interrupt a test.

- 4.6. If a problem appears once, it may be treated lightly by the judge; if it appears successively, it will be scored more harshly each time, i.e. nodding, stumbling, shying, etc.
- 5.7. In the event ~~that~~ the horse starts to defecate or urinate, after the judge rang the bell, but before the start of the test, the clock will be stopped until the horse is ready to continue, at which point the clock will be restarted.
- 6.8. Grinding teeth: If a horse is content and happy to work, then it is not a resistance and does not need to be penalized. If the grinding is caused by tension (stiff back, swishing tail, etc.), one must go down 1 point on the quality of the movements and in the mark for submission.
- 7.9. **Tongue:** Horses that get their tongues over the bit or perform with an open mouth shall be marked down (up to 2 points) in the movement with the comment tongue or mouth open.
- ~~8. In the freestyle, the timing of the test begins in the first stride after the salute—which must be made inside the Dressage arena and facing the judge—and ends after the final salute.~~
- ~~9. If an athlete has to restart in a Freestyle test, they can choose to start from the beginning of the test or from where stopped. In any other test, the athlete must restart from where they stopped. Any scores given before the interruption remain.~~
- ~~10. The judging of EC and FEI freestyles begins with the halt.~~
- ~~11. If an athlete at FEI Junior level or higher rides an FEI test in a snaffle bridle, the judge must make a note to that effect on the test sheet.~~
- ~~12. No competitor can be required to ride prior to their scheduled time, however, as a matter of courtesy and to aid in the efficient running of the competition, competitors should be aware that they may be asked, with due notice, to advance their showing times.~~
10. **Voice:** The use of voice or clicking the tongue shall be marked down (up to 2 points) in the movement with the comment voice. Exception: see ART E 14.1 10 Masters Test of Choice and ART E 6.9 for para dressage riders.
- ~~13.11.~~ All movements and certain transitions which ~~have to~~must be marked by the judge(s) are numbered on the judge's sheets.

a) —The scale of marks is as follows:

10	Excellent	4	Insufficient
9	Very Good	3	Fairly Bad
8	Good	2	Bad
7	Fairly Good	1	Very Bad
6	Satisfactory	0	Not Executed*
5	Sufficient	Practically nothing of the required movement performed.	

12. b) —Half marks from 0.5-~~109.5~~ may be used for movements and collective marks.
- 14.13. Decimal points 0.1 may be used in Materiale classes, FEI 4, 5 and 6 year old FEI Young Horse Classes, quality marks in FEI 7 year old FEI Young Horse Yyoung hHorse classes, quality marks in FEI Children classes, Equitation classes and artistic scores in Freestyles.
- ~~15. e) —Half marks may be used for all marks in freestyle tests.~~

d) In tests for five (5) and six (6) year old Young Horses, marks from 1-10 are used and may include the use of 1 decimal place. In tests for seven (7) year old horses, two judges are required, one judges the technical marks from 1-10; and one judges the Quality of Paces marking sheet, 1 decimal place may be used.

Note: For FEI Young Horse and FEI Children tests, Competitions competitions with only one judge will have ~~the that~~ judge sit at C. ~~to~~ The judge will judge the technical test. Test results from one judge cannot be used for any qualification.

e) For qualification In tests for Children, two judges are required, one One judges will judge the technical marks from 1-10; and one judge will judge the Quality quality of Riding riding marking sheet, 1 decimal place may be used.

— **Note:** Competitions with only one judge will have the judge sit at C to judge the technical test. Test results from one judge cannot be used for any qualification.

NOTE: One decimal place means the decimal point followed by the number i.e. .5 as in 7.5 .2 as in 8.2 etc.

ARTICLE E 9.8 RETURNING TESTS TO COMPETITORS

Competitors can ask for their judging sheets on the completion of the class, after the class has been placed.

ARTICLE E 9.99.7 SCORES AND PLACINGS

1. For paperless scoring see ART E 3-193.18 B.

1-2. After each performance and after each judge has given their collective marks, the judge's sheets are given to the scorers. The marks are multiplied by the corresponding coefficient where applicable then totaled. ~~Penalty points~~ **Technical penalties** incurred for errors in the execution of the test are then deducted on each judge's sheet. ~~(See 9.3.2).~~

Note: All scores in both technical and freestyle ~~Dressage~~ tests MUST be calculated to the third decimal point.

2. The score is the total of the points awarded on the test sheet. With more than one judge, the sum total determines the placing. If there are two or more judges, the total points awarded by each judge will be published separately in addition to the total score.

3.

4. As there are no duplicate score sheets, scorers must record the total points for movements and the collective marks, as well as ~~penalty point~~ **technical penalties** for each test on a master sheet prior to posting scores, as a record for protests, ties and championships.

5. If a mathematical error on a score sheet is noted, it must be brought to the attention of competition management within 2 hours of the officially posted scores at which time the tests are available for pick-up. Any adjustments to scores and corrections to placings/awards/prize monies must be posted and announced within 30 days.

6. Individual placings and ties: in all competitions the winner is the ~~competitor~~ **rider** having the highest total points, the second is the one with the next highest total points and so on. In the case of equality of points the ~~competitor~~ **rider** with the highest total of collective marks shall be declared the winner. When collective marks are tied, the horses shall remain tied.

Note: For ties in freestyle tests see Chapter 10.

- ~~6.7.~~ Ties in classes which involve prize money shall remain tied for the purpose of dividing prize money and then broken for awarding ribbons according to ART E 9.7.6 rule 9.9.4 above.
- ~~7.8.~~ **Ties;** In the case of an unbreakable tie each horse will remain tied, see ART E 9.7.6 (See 9.9.4). For example, if three horses were tied for second place, each would receive second place. The next placed horse would receive fifth place.
- ~~8.9.~~ Any horse receiving less than 50% of the total points obtainable in a test shall not be eligible for awards, ribbons, ~~or prizes~~ or championship titles.
- ~~9.~~ Any horse receiving less than 40% of the total points obtainable in a test will be eliminated from that class.
- ~~10.~~ Championship Competitions see 7.23A, 7.23B,, 7.24 and 7.25.
- ~~11.~~ When there is only one horse in a class, ribbons and prizes shall be awarded in accordance with the following chart of percentages:
- ~~• 1st63% or higher~~
 - ~~• 2nd60% to 62.9%~~
 - ~~• 3rd58% to 59.9%~~
 - ~~• No ribbons or prizes shall be awarded below 3rd position.~~
- ~~12.10.~~ Competition organizers should post scores as soon as possible after each test.
- ~~13.11.~~ The organizers of a competition are not obliged to make public any figures other than the total scores of each judge and the final placings.

ARTICLE E ~~9.109.8~~ SHOW CHAMPIONS AT NON-CHAMPIONSHIP COMPETITIONS

1. Competition organizers may award championships or high point awards at each level (~~Introductory through Grand Prix and all Para Dressage levels~~).
2. On no account may a competition division or level championship be determined by the results of one class.
3. For a level championship (i.e. First Level Champion) to be offered there must be two or more classes in the level held (i.e. First Level tests 1 & 2, or ~~1, 2, 3~~ & 3 -& 4 etc.).
4. Champion and reserve champion must be established by totaling the horse/~~athlete-rider~~ combination percentages achieved in the designated classes which must have been identified in the prize list (e.g. First Level 1, 2 & 3, top two scores to count OR all scores to count). The ~~competitor-rider~~ with the highest total will be named champion. The ~~competitor-rider~~ with the second highest total will be named reserve champion.
5. In the event of a tie, the ~~athlete-rider~~ with the highest single percentage score is declared the winner.
6. In the event that category (Jr/Am/Open) classes are not offered, a category championship may be offered, based on results obtained in the open classes. Eligible ~~athletes-riders~~ in each category (Jr/Am/Open) will qualify for the category championship through their results in the open classes.
- ~~7.~~ At all EC competitions, any horse receiving less than 50% on a technical test will not be eligible for any class awards, championships or reserve championships.

CHAPTER 10 FREESTYLE TESTS

ARTICLE E ~~10.010.1~~ FREESTYLE ~~S~~ COMPETITION

1. ~~Dressage-musical-Musical~~ freestyle ~~tests arcsis~~ an exciting and creative combination of the technical and artistic aspects of classical ~~Dressagedressage and para dressage~~. Recorded music is mandatory. It includes all the paces and the fundamental movements as required in the technical test of the same level. The ~~athlete-rider~~ is, however, absolutely free to choose the choreography within the stated time allowed. The test should clearly show the unity between the ~~athlete-rider~~ and horse as well as harmony in all the movements and transitions.

ARTICLE E 10.2 FREESTYLE ELIGIBILITY

1. Horse/rider-Rider/horse combinations must have obtained a minimum score of 60% in a technical test at the same technical level, or a higher technical level, as the freestyle they wish to enter.
2. The score may have been obtained at prior competition or may be obtained at the same competition in which they wish to enter the freestyle.
3. Technical scores earned at Silver competitions count toward being allowed to enter a freestyle in a Gold competition and vice versa.

ARTICLE E ~~10.1~~ FREESTYLE MOVEMENTS

1. ~~EC freestyles will be at Training, First, Second, Third and Fourth Levels. Pas de Deux and Quadrille test sheets are also available. See reference below in E.10.1.2.~~
2. ~~Organizers are reminded that EC/USDF or FEI freestyle sheets must be used at EC competitions (Bronze, Silver, Gold) offering freestyles. Sheets may be obtained from EC at www.equestrian.ca/sport/dressage or the FEI at www.fei.org websites.~~
3. ~~It is the responsibility of the athlete to put their ride together and to incorporate all the required movements in the time allowed.~~
4. ~~Compulsory, additionally allowed and forbidden technical movements for each level of freestyle can be found on the freestyle test sheets which may be obtained from the EC website www.equestrian.ca.~~
5. ~~The test time will start as the athlete moves forward from the halt and ends with the final halt and salute.~~
6. ~~Comments as to FEI Freestyles can be found in the FEI Rules for Dressage which can be found on the FEI website www.fei.org.~~

ARTICLE E 10.210.3 REQUIREMENTS, LIMITATIONS & PENALTIES

1. Musical freestyles are choreographed by the rider. The pattern including music selection is designed to highlight the rider/horse combination in their best light.
2. The freestyle is judged according to technical execution (execution of compulsory movements) and artistic impression (rhythm, energy, elasticity, harmony, choreography, degree of difficulty, music, and interpretation).
3. The freestyle is performed in a dressage arena (20 x 40 m or 20 x 60 m depending on level).
4. A copy of the freestyle pattern is not submitted to the judges in advance.
5. In the freestyle, the timing and judging of the test begins in the first stride after the salute – which must be made inside the arena on the centerline and facing

- the judge at C – and ends after the final salute. The final salute must also be on the centerline facing the judge at C.
6. If a rider must restart a freestyle test, due to music failure or due to an extraordinary situation, at the discretion of the judge, the rider can choose to start from the beginning, or from where they stopped. Any scores given before the interruption remain.
 - ~~1. Athletes are not required to submit a written copy of their freestyle program.~~
 - ~~2. All compulsory technical elements listed on the test sheet must be incorporated into the freestyle program.
An athlete must enter the arena within 30 seconds of the music starting or they may be eliminated at the discretion of the judge.~~
 - ~~3-7. The music must cease at the final salute. If the music does not cease, a penalty of 0.5 of a mark is applied to the mark for the music. Each athlete_rider may have a representative in the sound system booth to supervise the handling of the music. If the music is too short or too long there will be a penalty. A 10 second grace period will be given before the deduction is taken.~~
 - ~~4. At the beginning and end of a freestyle test a halt for the salute is compulsory. The initial and final salutes must be made inside the arena and with the horse and athlete on the centreline facing the judge at C.~~
 - 5-8. Time begins when the horse moves forward after the competitor_rider's halt and salute and ends with the final halt and salute. Movements performed before the initial halt and salute are not scored but they are considered.
 - ~~6. Movements performed after the maximum time allowed in a freestyle will not be considered by the judges and the ride will be penalized by 1 point from the total Artistic Impression for exceeding the time limit. A 10 second grace period should be given before a deduction is taken.~~
 9. All compulsory elements must be incorporated into the freestyle program. These are listed on the scoresheet under technical execution. Of these, some must be demonstrated on both hands (in both directions).
 10. Riders should avoid receiving an error by making sure the salutes are clear to the judge(s).
 11. Reins in one hand are allowed.
 12. Freestyles may include all dressage movements found in tests of the declared level entered or below.
 13. Permitted movements, figures, and transitions may be constructed into any combination or pattern of the rider's choosing
 - ~~7. An athlete performing higher movements than the level called for (clearly forbidden movements) will be penalized by 4 points from the Total Technical Execution for each illegal movement, but not for any recurrences of the same illegal movement. Judges must be fair by taking into consideration whether the movement was accidental or intentional. Athletes should read their level tests carefully to be certain that they are not including higher level forbidden movements. All EC level test sheets state which movements are compulsory, additionally allowed or forbidden. (E.10.1.4) For athletes competing in FEI freestyles at EC competitions, the FEI test sheets state which movements are compulsory, additionally allowed or forbidden. (FEI Dressage Rules at <https://inside.fei.org>.)~~
 - ~~8. ERRORS: The bell is not rung for errors occurring in Freestyle tests. Errors occur for failure to salute at the halt or rising at trot in Second level and above.~~

~~Two points will be deducted for each error, however they are not cumulative and will not result in elimination.~~

ARTICLE E ~~10.3~~ 10.4 MUSIC

1. ~~Recorded music~~ Music is mandatory and must be recorded.
2. ~~Entry music is optional but must not be longer than 30 seconds. Exit music is not allowed~~
- 2.3. Live music is not permitted.
4. ~~It is the responsibility of the competitor-rider~~ to select appropriate music for their freestyle.
- 3-5. ~~It is the responsibility of the rider to secure the music rights clearance for all pieces of music used in their freestyle.~~
- 4.6. The ~~athlete-rider~~ must provide their music to the show organizer in the format(s), method(s), and time frame specified in the prize list.
- 5-7. The ~~athlete-rider~~ is responsible for making sure they do a sound check at a time convenient to the show organizer.
- 6-8. Each ~~athlete-rider~~ may have a representative in the sound system booth to supervise the handling of the music.
- 7-9. ~~If music is on a CD, the athlete~~ The rider should always have a back-up copy of their freestyle music available in a different media format.
- 8-10. ~~In the case of an athlete's music failing during the freestyle test and in cases where there is no back-up system, the athlete can,~~ It is the rider's responsibility to notify the judge if there is an issue with the music once the test starts. This includes the wrong music, music that cuts out or music that is corrupted in some way. The rider should stop riding the test and let the judge at C know about the issue with the music. ~~with the~~ With permission of the judge at 'C', ~~the rider may restart the test immediately or~~ leave the arena to re-start or start at a later time. There should be ~~a~~ minimum ~~of~~ interference with the starting times of the other ~~athletes-riders~~ and the affected ~~athlete-rider~~ should return to complete or restart their test during a scheduled break in the competition or at the end of the competition. The ~~athlete-rider~~ may decide whether to restart the test from the beginning or commence from the point where the music failed. The marks will continue from the point where the music failed. Judging must restart at the point of interruption. In any case, Marks-marks already given will not be changed.

ARTICLE E 10.5 LOCATION OF JUDGES IN FREESTYLE TESTS

1. ~~When one judge officiates in a freestyle class that judge must be placed at C.~~
2. ~~When two judges officiate in a freestyle class, one judge must be placed at C and the other judge placed on the long side at E or B, space permitting.~~
- 1+3. ~~When three judges officiate in a freestyle class, one judge must be placed at C, one judge must be placed at either H or M and one judge must be placed on the long side at E or B, space permitting~~
In EC sanctioned competitions, when two or three judges officiate in a freestyle class, they may be located at the short end of the arena (e.g. M/C, C/H or M/C/H) but it is strongly recommended that one of these judges be placed on the long side at either B or E. It is recommended that at EC competitions where there is a judging panel for freestyles, that an uneven number of judges (3 or 5) ensures appropriate symmetry of judging.

ARTICLE E 10.6 NATIONAL FREESTYLE TESTS (TRAINING –

FOURTH LEVEL)

1. It is strongly recommended that competitors/riders obtain and carefully study the current scoresheets from EC/USDF. Additional information can be found regarding the degree of difficulty for national freestyle tests through the USDF <https://www.usdf.org/docs/ledpro/includes/pdf/flash/DegreeOfDifficulty.pdf?t=7/28/2025%209:43:49%20AM>

ARTICLE E 10.6.1 TIME LIMIT

1. The maximum time limit for all national freestyle tests is five minutes. There is no minimum time requirement.
2. Movements performed after the time limit has elapsed will not be scored. One (1) point will be deducted from the total for artistic impression for exceeding the time limit.
3. The program is timed from the horse's move-off after the initial halt and salute and ceases at the final salute.
4. The rider must enter the arena within 30 seconds of the start of the music, or face penalty see ART E 9.3.3.

ARTICLE E 10.6.2 COMPULSORY, FORBIDDEN, ADDITIONALLY ALLOWED ELEMENTS

1. The following is a list of movements (and some combinations and transitions) specifically permitted at each level.
2. For all levels - Forbidden- Any movement or transition found only in tests above the level. Exceptions are listed under Additionally Allowed.

ARTICLE E 10.6.2.1 TRAINING LEVEL

1. **Compulsory Elements:** Halt with salute on centerline, first and final; medium walk (20m continuous); free walk (20m continuous); 20m circle in working trot (right and left); serpentine in working trot with loops no smaller than 15m; stretch forward & downward on a 20m circle
2. **Forbidden Elements:** Using hands to influence the audience. Any movement or transition found only in tests above the level. Exceptions are listed under Additionally Allowed.
3. **Additionally Allowed Elements:** Trot-halt-trot, trot-walk-trot, trot-canter-trot (minimum of 20m of trot)

ARTICLE E 10.6.2.2 FIRST LEVEL

1. **Compulsory Elements:** Halt with salute on centerline, first and final; medium walk (20m continuous); free walk (20m continuous); 10m circle in working trot (right and left); leg-yield in working trot (right and left); lengthen stride in trot on a straight line; 15m circle in working canter (right and left); (must be done in true canter to fulfill the compulsory requirement); change of lead through trot, (right and left); lengthen stride in canter on a straight line.
2. **Forbidden Elements:** Using hands to influence the audience. Any movement or transition found only in tests above the level. Exceptions are listed under Additionally Allowed.
3. **Additionally Allowed Elements:** Turn on forehand (no more than 180 degrees); lengthen trot and/or canter on a curved line; canter serpentine;

counter-canter; (Please note: lengthening in trot and/or canter on a curved line will not meet the compulsory requirement.)

ARTICLE E 10.6.2.3 SECOND LEVEL

1. **Compulsory Elements:** Halt with salute on centerline, first and final; medium walk (20m continuous); free walk (20m continuous); shoulder-in (12m min.) at collected trot right and left; travers in collected trot (12m min.), (right and left); medium trot on a straight line; simple change of lead (right and left); counter-canter in collected canter, (right and left); medium canter on straight line.
2. **Forbidden Elements:** Using hands to influence the audience. Any movement or transition found only in tests above the level. Exceptions are listed under Additionally Allowed
3. **Additionally Allowed Elements:** Half turn on haunches (no more than 180 degrees); renvers; medium canter and/or trot, on a curved line. (Please note: medium trot and/or canter on a curved line will not meet the compulsory requirement.)

ARTICLE E 10.6.2.4 THIRD LEVEL

1. **Compulsory Elements:** Halt with salute on centerline, first and final; medium walk (20m continuous); extended walk (20m continuous); shoulder-in (12m min.) in collected trot, (right and left); trot half-pass in collected trot, (right and left); extended trot on straight line; canter half-pass in collected canter, (right and left); flying changes of lead, (right and left); extended canter on straight line
2. **Forbidden Elements:** Using hands to influence the audience. Any movement or transition found only in tests above the level. Exceptions are listed under Additionally Allowed.
3. **Additionally Allowed Elements:** Half walk pirouettes (no more than 180 degrees); half-pass zig-zag in trot; canter to halt; counter-change of hand in canter (only one change of direction); medium trot and/or canter on a curved line; (Please note: medium trot and/or canter on a curved line will not meet the compulsory requirement); flying changes shown in sequence of every five strides or more.

ARTICLE E 10.6.2.5 FOURTH LEVEL

1. **Compulsory Elements:** Halt with salute on centerline, first and final; collected walk (20m continuous); extended walk (20m continuous); shoulder-in (12m min.) in collected trot (right and left); trot half-pass in collected trot (right and left); extended trot on a straight line; canter half-pass in collected canter (right and left); flying changes of lead every third stride (3 min.); canter working half-pirouette (right and left); extended canter on straight line
2. **Forbidden Elements:** Using hands to influence the audience. Any movement or transition found only in tests above the level. Exceptions are listed under Additionally Allowed.
3. **Additionally Allowed Elements:** Medium trot and/or canter on a curved line; (Please note: medium trot and/or canter on a curved line will not meet the compulsory requirement); half-pirouettes in canter; half-pass zig-zag in

trot, and counter-change of hand in canter (only one change of direction);
halt to canter.

ARTICLE E 10.6.3 SCORING, JUDGING, TECHNICAL EXECUTION

1. Two (2) sets of marks are given—one for technical execution and one for artistic impression. Half and full marks are used for technical execution; half, full and one tenth marks may be used for artistic impression. Each set of marks is totaled separately with relevant coefficients applied, and then those totals are added together and converted to the final percentage score to three (3) decimal points. In the case of two or more judges, scores will be averaged and these averages will comprise the competitor's rider's final score.
2. Preliminary marks will be given for each execution, of the compulsory elements. For compulsory elements that must be shown on both hands, preliminary marks will be given for each direction separately, all attempts will be considered for the judge's marks.
3. If a required element is not performed, it will receive a score of zero (0) under final score.
4. If a required element that must be shown on both hands is not shown at all, it will receive a score of zero (0) under final score.
5. If a required element that must be shown on both hands is shown on only one hand, it will receive a zero (0) for the direction that was not shown.
6. In addition, omission of a required element or direction will affect the artistic impression under degree of difficulty and choreography depending on what was omitted.
7. Movements above the level (found ONLY in a higher-level test) receive a deduction of four (4) points from the total for technical execution for each illegal movement, but not for each recurrence of the same movement.
8. Preliminary marks, judge's mark, and final score are columns which appear on the scoresheet.

ARTICLE E 10.6.3.1 ARTISTIC IMPRESSION

1. In scoring artistic impression, judge's marks may be given in tenths (0.1) increments.
2. Elements performed after the five-minute time limit has elapsed will not be scored, and a penalty of one (1) point will be deducted from the total artistic impression.
3. **Tie:** In the case of a tie, the higher total for artistic impression will break the tie.
4. **Understanding the artistic impression:**
 1. **Rhythm, energy and elasticity** - Correctness of the gaits, desire to move forward, elasticity of the steps, suppleness of the back and engagement of the hind quarters.
 2. **Harmony between horse and rider** - The partners' positive connection showing rapport, trust, and confidence in one another; a sense of synchrony, contentment, and unity; the ability to accomplish the choreographic patterns with ease
 3. **Choreography** – Design cohesiveness, use of arena, balance, creativity Complete and balanced use of space; logical development

- and clarity of construction; balanced use of rein; construction of combinations and patterns
4. **Degree of difficulty** - Well-calculated risks; the horse/rider rider/horse team performs a single element or a combination of elements in a way that exceeds the expectation of the level. There is a detailed Degree of Difficulty Guideline available on the USDF website
 5. **Music** – Suitability, cohesiveness, seamlessness. Appropriateness of the music to the type and character of horse; music selections are from one genre, style, or theme; cuts and transitions are smooth and create an overall flow of the music
 6. **Interpretation** – Music expresses gaits, use of phrasing & dynamics. Appropriateness of the rhythm and tempo of the music to the gaits of the horse; choreography reflects changes in the music

For additional information on National Freestyle Tests (Training – Fourth Level) please see the 2019 Freestyle Rules and Guidelines document on the Equestrian Canada website <https://share.google/osmeukUSN2w8S0wGT>

ARTICLE E 10.7 FEI DRESSAGE AND PARA DRESSAGE FREESTYLE TESTS

1. For information on para dressage freestyle tests see Chapter 6, ART E 6.16

ARTICLE E 10.7.1 TIME LIMIT

1. The minimum and maximum time limit for all FEI freestyle tests can be found at the top of each freestyle test sheet <https://inside.fei.org/fei/your-role/organisers/dressage/tests>
2. The test is timed from the horse’s move-off after the initial halt and salute and ceases at the final salute.
3. In the case of a freestyle test being clearly above or below the required time limit there will be a deduction of 0.5% from the total of the artistic score. Slight failure to perform within the given time (approx. 10 seconds) should be treated generously without a deduction of marks, especially if unusual circumstances occur.
4. The rider must enter the arena within 30 seconds of the start of the music or face penalty see ART E 9.3.3

ARTICLE E 10.7.2 COMPULSORY OR FORBIDDEN ELEMENTS OR EXCEEDING THE REQUIREMENTS

1. Compulsory elements are listed on each freestyle test sheet
2. Forbidden elements are movements of a higher class (a movement that is not mentioned in the test sheet) examples include:
 1. Pony riders: Flying changes, canter half passes, canter pirouettes, piaffe, passage
 2. Junior riders: Canter pirouettes, piaffe, passage
 3. Young riders: Flying changes in sequences of two tempi or one tempi, piaffe, passage
 4. Intermediate I riders: Flying changes shown as a one tempi changes, piaffe, passage
 5. Grand Prix riders: Airs above the ground

3. Examples of exceeding the test requirements:
 1. Pony riders: Clearly more than a half-pirouette in walk
 2. Junior riders: Clearly more than a half-pirouette in walk, flying changes in a sequence of 4 strides or less, more than one counter change of hand in canter
 3. Young riders: Clearly more than ½ pirouette in canter
 4. Intermediate I riders: Clearly more than a full pirouette in canter
 5. Intermediate A/B riders: Clearly more than a full pirouette in canter, piaffe pirouette in addition to a straight piaffe, passage half pass in addition to a straight passage
 6. Grand Prix riders: Clearly more than a double pirouette in canter

ARTICLE E 10.410.7.3 FREESTYLE SCORING, SCORING, JUDGING, TECHNICAL EXECUTION

1. Half and full ~~points~~ marks are used for ~~Technical-technical Execution~~ execution; half, full and one tenth marks may be used for artistic impression.
- ~~2. Scoring of EC freestyle tests is out of a total of the maximum possible points at each level, the same as for scoring of all EC technical tests. There is a technical component/section, compulsory movements on the left side of test sheet and artistic impression on the right side of test sheet, each are scored separately then added together for the final scoring as shown on each test sheet.~~
- ~~3.2.~~ Scorers must apply the relevant coefficients to each movement as marked by the judge, in both the technical and artistic sections. These coefficients are clearly marked in the column titled coefficient (~~Co-eff~~) in both the technical and artistic sections. Once the coefficients have been calculated, scorers must total the technical section and the artistic sections separately.
- ~~4.3.~~ Once the technical and artistic totals are prepared, scorers must then add the total of the technical and artistic scores together and divide by the total possible score to calculate the final percentage to three decimal points.
- ~~5.4.~~ When there is more than one judge, each judge's final total shall be added together and divided by the number of judges. This number will then be calculated as a percentage, ~~as in Article E 10.4.4 above.~~
- ~~6. The key to correct calculation is to ensure the decimal point is placed correctly.~~
- ~~7.5.~~ All scores in both technical and freestyle ~~Dressage~~ tests must be calculated to the third decimal point.
- ~~6.~~ In the case of a tie, the higher score for artistic presentation will determine the winner. Should the artistic mark be the same, the higher mark for harmony will decide. If still tied the higher mark for choreography will decide. ~~Should the artistic mark be the same, the higher mark for harmony will decide. If still tied the higher mark for choreography will decide.~~
- ~~7.~~ **Omissions:** If a compulsory movement has been left out completely and deliberately the judge has to give a zero (0) for the movement. The score for both, choreography and degree of difficulty cannot be higher than 5.5. It is up to the judge to go further down with these two marks if more than one movement has been left out.
- ~~8.~~ **Movements of higher class:** If a rider deliberately shows a movement of a higher class, no mark for the technical execution of that movement is possible. The scores for both, choreography and degree of difficulty, cannot be higher than 5.5. It is up to the judge to go further down with these two marks if more than one movement of a higher class has deliberately been shown. The judge

should always pay attention to whether the requirements were exceeded intentionally or due to a mistake.

9. **Execution not according to the freestyle rules:** A movement required in the test sheet has been shown, but in the wrong way, which means a mark for the technical execution is possible, but has to be very low (max5), if the movement is executed incorrectly.
10. **Exceeding the requirements deliberately:** If a compulsory movement has been shown deliberately (not as the result of a mistake) above the requirements, the mark for the technical execution of the movement has to be below 5, regardless of this movement having also been shown correctly. No averaged marks are permitted. Scores for both, choreography and degree of difficulty cannot be higher than 5.5.
11. **Execution not as required in the rules:** If a compulsory movement has been shown deliberately (not as a result of a mistake) other than required without having been shown correctly at least once, the mark for the technical execution of that movement has to be below 5. The scores for both, choreography and degree of difficulty, cannot be higher than 5.5.
12. **Execution below the requirements:** If a compulsory movement has been shown deliberately (not as the result of a mistake) and significantly below the requirements and without having been shown correctly at least once, the mark for the technical execution of that movement has to be below 5. The score for both, choreography and degree of difficulty, have to be appropriately diminished.
13. **Mistakes of the rider:** If the rider tries to influence the audience with their hands the harmony mark should be reduced by 0.5 points. The judge has to deduct 1 point in cases where the rider tries to influence the audience with their hands more frequently. The movement concerned should be technically judged as usual unless the rider influences the horse with his hands. This should lead in addition to an insufficient technical score for the respective movement(s).

For additional information on FEI Freestyle Tests (FEI Children – FEI Grand Prix) please see the [FEI Dressage Judging Manual](https://inside.fei.org/fei/disc/dressage/rules) on the FEI website <https://inside.fei.org/fei/disc/dressage/rules>

ARTICLE E 10.5 LOCATION OF JUDGES IN FREESTYLE TESTS

In EC competitions, when two or three judges officiate in a freestyle class, they may be located at the short end of the arena (e.g. M/C, C/H or M/C/H) but it is strongly recommended that one of these judges be placed on the long side at either D or E. It is recommended that at EC competitions where there is a judging panel for freestyles, that an uneven number of judges (3 or 5) ensures appropriate symmetry of judging.

ARTICLE E 10.6 FREESTYLE ELIGIBILITY

1. Freestyle eligibility for athletes in Gold and Silver competitions (all EC levels and FEI freestyle levels): A horse/athlete combination must have obtained a minimum score of 60% in a Dressage test at the same technical level, or higher, as the freestyle they wish to enter (e.g. 60% in First or Second Technical Level to compete in either First or Second Level Freestyle or both First and Second level Freestyles. Proof of eligibility may be requested with the entry).
2. The Dressage score may have been obtained at an EC Gold/Silver Dressage competition prior to the competition, or may be obtained at the same

~~competition in which they wish to enter the freestyle. Note: Bronze competitions require no prior minimum technical score to enter. Furthermore, an athlete in a Bronze competition may enter a freestyle without having ridden the technical test at the level of freestyle entered (e.g. competes in first level technical and second level freestyle).~~

- ~~3. Technical scores earned at Silver competitions count toward being allowed to enter a freestyle in a Gold competition and vice versa.~~
- ~~4. A horse/athlete combination may compete in a maximum of two consecutive EC freestyle levels per day. These must correspond to the technical levels at which the horse/athlete combination are competing on the same day; e.g.: Second Level technical plus First and Second Level freestyles.~~
- ~~5. At the time of publication there is no FEI Children's freestyle. Child athletes may compete in the First Level Freestyle.~~

CHAPTER 11

DRESSAGE SPORT HORSE/PONY BREEDING CLASSES

~~With certain exceptions, these rules (Chapter 11) are based on the copyrighted rules ©1999 of the USEF (formerly American Horse Shows Association, Inc. AHSA) and are printed with the permission of the USEF, which neither sponsors nor is responsible for their publication or implementation at any EC competition or activity. Reproduction without express written permission of the USEF is strictly prohibited. Purpose: To encourage the breeding of horses suitable for Dressage and to provide an opportunity to demonstrate the effectiveness of breeding programs.~~

ARTICLE E 11.1 GENERAL REGULATIONS

1. A competition with an EC approved Dressage Sport Horse Breeding division, which could include Materiale classes, must have either an EC licensed ~~Dressage~~dressage judge ~~and/or and, or~~ an approved USEF Dressage Sport Horse Breeding judge plus an EC licensed steward experienced in ~~Dressage~~dressage.
2. A breeding division for ~~Dressage~~dressage may be held separately or in conjunction with any EC sanctioned competition.
- ~~3.~~3.4. Classes shall be open to any horse without regard to size, breed or origin.
- ~~3.4.~~ Separate classes for ponies or specific breeds may also be included and must be clearly specified in the prize list.
- ~~4.5.~~4.5. ~~Horses'~~The horse's quality shall be evaluated as to potential for ~~Dressage~~dressage/sport horses or breeding stock.
- ~~5.6.~~5.6. Current EC Dressage Sport Horse Breeding Score sheets are required. For the classes listed, see ARTE 11.3. Score sheets may can be found on the EC website www.equestrian.ca.

ARTICLE E 11.2 DEFINITIONS

1. **Stallion:** ~~For Definition for~~ the purposes of this division only, an ungelded male horse, ~~four~~4 years old or older.
2. **Broodmare:** A female horse, four years old or older which is in foal, or is currently nursing.
3. **Yeld:** A female horse, ~~four~~4 years old or older, which has never been bred (maiden), or which is not currently bred or nursing.
4. **Breeder:** The owner or lessee of the mare at the time of conception.
5. **Maiden:** A female horse, ~~four~~4 years old or older, which has never been bred.
6. **Age:** For competition purposes, all horses are recognised as having a January 1st foaling date or August 1st if born in the Southern Hemisphere. ~~any horse is considered to be one year old on the first day of January following the actual date of foaling. A mature horse is one that is four years of age or older.~~
Exception: In order to compete in any under saddle class, a horse must be at least 36 months of age at the time of competition.
7. **Handler:** Any person who holds walks or trots a horse while it is being judged in the competition area or ring for any in-hand or group championship class, except as noted below.
8. **Assistant handler:** Any person, other than the handler, who holds or walks a horse in the competition area or ring during a class, whether or not it is being judged. An assistant handler is permitted only for callbacks after in-hand or group classes, for championships and for handling non-competing mares or

foals, which accompany another entry in the competition ring. Assistant handlers may not show a horse at the trot, and if not EC Sport Licence holder, are exempt from the EC non-sport licence holder fee, but are otherwise subject to all rules regarding handlers. See Section A, General Regulations, Chapter 2.

ARTICLE E 11.3 CLASSES

1. Dressage Sport Horse In Hand classes may be held for mares and stallions in any age group and for geldings in any age groups 3 years old and under.
2. Dressage Breeding In Hand classes may be held for mares and stallions, age groups 2 years old and older. Any of the following classes may be included or combined at the discretion of competition management with the exception that in sport horse or breeding classes (in-hand), horses of one sex shall not be judged against those of the opposite sex except in specified group classes, championship classes or special classes for single breeds or amateur handlers. Colts and geldings may be shown together.
3. The following in-hand classes may be offered and may vary at the discretion of competition management: in-hand classes (~~The Prize-prize List-list~~ must specify Sport Horse or Breeding): Fillies of current calendar year with or without dam (fillies only to be judged); Colts of current calendar year with or without dam (Colts only to be judged); yearling fillies; yearling colts; yearling geldings; two-year-old fillies; two-year-old colts; two-year-old geldings; three-year-old fillies; three-year-old colts; three-year-old geldings. The following may be divided by age, except suitable to become a broodmare: Four-year-old and older maiden mares; Four-year-old and older broodmares (yeld) without foals; Four year old and older broodmares with foals at foot (Mare only to be judged); Suitable to become a broodmare; Four-year-old and older stallions.
 1. Group Classes (where multiple ownership is permitted, owners must be listed): Broodmare and foal (Entered under dam's name. To be judged 50% mare and 50% offspring); Dam and produce (dam and two or three of her offspring; prize list will specify two or three. Entered under dam's name, multiple ownership permitted. To be judged 50% dam and 50% offspring); Produce of Dam (with or without dam, two or three offspring. Entered under dam's name; multiple ownership permitted. Offspring only to be judged); Sire and Get (sire and two or three of his get. Entered under sire's name, multiple ownership permitted. To be judged 50% stallion and 50% get); Get of sire (without sire, two or three of his get. Entered under sire's name, multiple ownership permitted. Get only to be judged); Breeder's group (group of no more than three horses of any age or sex, all bred by the ~~competitor-rider~~ and entered under the ~~competitor's-rider's~~ name. All horses must have been judged in their individual in-hand classes). Colts and geldings may be shown together; Family Class (Three mares related in one of three ways: mother and two daughters; mother, daughter and granddaughters; three daughters mother deceased. To be judged 50% overall family quality and 50% improvement in successive breedings).
 2. Championship classes may be offered at the discretion of management. Details must be included in prize list.
 3. Dressage/Sport Horse Under Saddle Classes. Horses entered in the following classes must also have been entered and judged in at least one of the in-hand or group classes.

Exception: Classes for the same sex may be combined at the discretion of the

management: Three-year-old fillies; Three-year-old colts and geldings; Four-year-old and older mares; Four-year-old and older stallions.

ARTICLE E 11.4 ENTRIES

1. Entries in produce of dam and get of sire classes must be made by the owner of the dam or sire, or with written permission from the owner, in the name of that dam or sire.
2. All offspring entered in produce of dam and get of sire classes must be named on the entry form. Multiple ownership is permitted and owners must be listed.
3. If both Dressage Sport Horse and Dressage Breeding classes are offered in each age/sex group, eligible horses may enter both classes.
4. Any and all handlers (including assistant handlers) of horses in the competition ring are required to sign an entry blank, see Section A, General Regulations, Chapter 9, ~~CompetitorsRiders~~. Handlers must be EC members or pay a non-member fee. Assistant Handlers need not be EC members and are exempt from the non-member fee.

ARTICLE E 11.5 EQUIPMENT AND TURNOUT

1. Braiding is optional.
2. Bridles are mandatory on two-year-olds and older. A bridle shall consist of a snaffle bit (~~as pictured and listed in 4.2 and 4.3~~) with two reins and headstall with throatlatch. Noseband is optional. A split or single chain may be used instead of reins. Horses under the age of two may be shown in halters.
3. Bandages of any kind are forbidden during a class.
4. The handler ~~and/or and, or his-their~~ assistant may each carry only one whip, or one standard ~~lunging-lungeing~~ whip (without attachments, i.e. plastic bags, etc.).
5. Conservative sports attire is recommended for the handler, see Section A, General Regulations, Chapter 9 ~~ART A 904,Competitors-~~
6. In under saddle classes, Dress and Saddlery and Equipment must conform to Chapter 4, except that all horses are required to compete in a snaffle. ~~-See 4.2.1.~~

ARTICLE E 11.6 GENERAL

1. A judge must order from the ring any horse, ~~athlete-rider~~ or handler who exhibits inappropriate or dangerous behavior or whose actions would in any way threaten the safety of any ~~competitor-rider~~, their entries or the safety of class officials.
2. A scribe shall be provided for each judge whose sole duty shall be to record the judge's scores and comments on the horse's individual score card.
3. When possible, the announcement of awards will include the breeding of the horses pinned: sire, dam, dam's sire; as well as the name of the owner and the breeder.
4. Refer to USDF Dressage Sport Horse Breeding Guidelines for additional information relating to Dressage/Sport Horse Breeding.
5. If the schedule permits, management may allow time for questions from ~~competitors-riders~~ to judges at the end of the show.
6. Each horse must have a separate handler or assistant handler at all times.

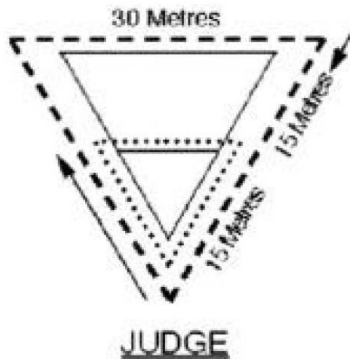
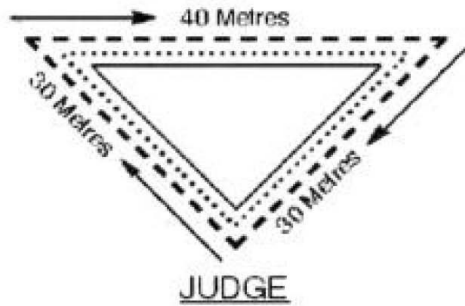
ARTICLE E 11.7 COMPETITION VETERINARIAN

If the competition veterinarian is on the premises, they must be available to the judge. The handler must give permission to the judge and/or veterinarian before either

touches the horse. If the veterinarian is not immediately available, or not called upon, the judge's decision as to the serviceable soundness of a horse must be final. For further regulations governing competition veterinarian, refer to the Section A, General Regulations, Article A508, Emergencies.

ARTICLE E 11.8 CONDUCT OF CLASSES

1. In-Hand Classes: Horses being shown individually on the triangle.
 1. ~~a)~~ ——— Following a posted or announced order, or on request from the judge, entries in each class will approach the judging area one at a time, walk to the apex of the triangle, and await the judge's request to proceed on the triangle. The handler will lead the horse on the perimeter of the triangle at walk and trot, returning to the apex to stand the horse for conformation judging or to repeat any movement at the judge's request. Handlers are permitted to have one assistant if necessary. Repetition of all or any part of the movement on the triangle may be allowed at the judge's request only. At the completion of the judging, the handler will lead the horse away from the judging area. The next horse will enter the judging area promptly. The judge may elect to judge conformation either before ~~and/or~~and, or after judging the horse's movement on the triangle.
 2. ~~b)~~ ——— The horse is to be shown in an "open position," i.e. with all four legs of the horse visible to the judge when standing on either side of the horse. After all horses have been shown on the triangle, some or all may be recalled (depending on size, format and schedule of the competition) to be shown in groups at a walk and trot. If horses are to be recalled, the prize list or program must state that this procedure will be used.
2. Horses being shown in-hand in groups:
 1. ~~a)~~ ——— Groups will be examined one group at a time, but not necessarily on the triangle. At the discretion of the judge, they may be asked to move at the trot and then at the walk, either in line or moving around the arena. Horses shall stand for conformation judging before ~~and/or~~and, or after completion of the horse's movement.
 2. ~~b)~~ ——— The Judging Triangle: Two basic triangle designs are acceptable for presenting horses to the judge. Competition management may choose the triangle best suited for local conditions. Triangle corners should be well defined. Footing must be firm. Decorative fencing, plants or flowers are allowed horses must travel to the right. The following diagram shows the suggested use of the triangle. The size of either triangle may be adjusted to meet local conditions.
3. Under Saddle Classes: Depending on local conditions, these classes may be divided at the judge's discretion.
4. Foals may not be shown loose, unless specifically allowed by management in the prize list, in which case, provisions must be made to separate each entry, while being shown, from others in the class. These entries must be shown in a completely enclosed area. This enclosed area must be substantial enough in height and in construction to prevent injury to horses ~~and/or~~and, or handlers ~~and/or~~and, or spectators, and to prevent foals from leaving the area.



ARTICLE E 11.9 JUDGING SPECIFICATIONS

1. **In Hand Classes (Dressage Sport Horse and Dressage Breeding Stock):** Horses shall be judged at the walk and trot on the triangle and standing for conformation.
2. **Dressage Under Saddle Classes:** Horses shall be judged at the walk, trot and canter in both directions.
3. **Group Classes:** Transmissible weakness or predisposition to unsoundness shall be penalized, commensurate with severity.
4. **Scoring Categories:** Score sheets for the following classes can be obtained from EC.
 1. **a)** — Dressage Breeding and Group Classes: 50% Movement, 40% Conformation, 10% General Impression (including masculinity (stallion) and femininity (mare); development and harmony)
 2. **b)** — Dressage Sport Horse Classes: 60% Movement, 30% Conformation, 10% General Impression (including impulsion, balance and temperament).
 3. **c)** — Dressage Under Saddle Classes: 60% Movement, 30% Conformation, 10% General Impression (including impulsion, balance and rideability), or horses may be placed with no actual scores awarded.
5. **Championship Classes:** More than one judge may officiate. The judge(s) will re-evaluate the entries, with or without awarding scores. All horses must be re-

evaluated in the same manner, and all horses must be shown at the walk and trot.

6. Conformation is to be evaluated in terms of potential trainability, potential performance and predisposition to unsoundness. Function, not fashion, is to be emphasized. Weakness or conformation faults with a predisposition to unsoundness or to difficulties in training shall be penalized. Blemishes are not to count unless resulting from conformation faults.
7. Gaits are to be evaluated in terms of purity, quality and correctness. Purity and correctness are more important than brilliance at this level. Correct gaits, contributing to ease of training and the horse remaining sound and usable, are more important than gaits which are merely superficially flashy. Purity and quality are judged mainly in profile. Correctness is judged mainly while the horse is coming to and going away from the judge's position.
8. Unsoundness. A horse shall be disqualified for unsoundness at the judge's discretion in Dressage Breeding and Group classes.
 1. ~~a)~~ ——— In Dressage Sport Horse In Hand and Under Saddle classes, unsoundness is defined as showing evidence of lameness
 2. ~~b)~~ ——— In Dressage Breeding In Hand and Group classes, unsoundness is defined as showing evidence of lameness or broken wind.

ARTICLE E 11.10 JUDGING PROCEDURE

1. A judge shall have the option of using individual score cards or class sheets, or in the case of a large under saddle class, placing horses in order of ranking in line up.
2. When two or more judges are officiating, they may agree to use only individual score cards or class cards and agree on each score before informing the scribe.
3. Decimals may be used in scoring.
4. Tied scores shall be broken first by referring to the totals of the movement scores. If still tied, the tie may be broken at the judge's discretion, by the use of decimals, or the horses may be examined again (movement only). If a class is judged by more than one judge, the judges may consult and arrive at one agreed upon placement.
5. Scores must be reported as a total based on the above percentages against a possible total of 100%, and all scores (if given) and placings must be published. Unofficial scores may be published during the class ~~and/or~~and, or final scores may be published at the end of each class.

CHAPTER 12 MATERIALE CLASSES

~~MATERIALE CLASSES~~

~~Materiale classes may be held in both EC Dressage or EC competitions and Sport/Breeding competitions.~~

ARTICLE E 12.1 CLASSES

~~Horse Classes:~~ All classes are open to horses and ponies

1. Limited to three ~~and four~~-year-old fillies.

2. Limited to three ~~and four~~-year-old colts and geldings.

~~Horse or Pony Classes:~~

~~2.3.~~ Limited to four- and five-year-old mares,

~~3.4.~~ Limited to four- and five-year-old stallions and geldings.

~~4.5.~~ Classes #1 and #3 for fillies and mares may be combined.

~~5.6.~~ Classes #2 and #4 for colts, geldings and stallions may be combined but fillies and mares may not be combined with classes for colts, geldings and stallions except in Championship classes.

ARTICLE E 12.2 CLASS ROUTINE

1. Horses/ponies enter the ring at a walk in clockwise direction at the discretion of the ringmaster and officiating judge(s). Entries are to be shown in both directions in the ring at a walk, trot and canter. It is recommended that groups of no more than six horses/ponies canter at one time. Horses/ponies will not be asked to gallop but four and five year olds may be asked to lengthen the stride at trot. However, when three year olds are shown together with four and five year olds, horses/ponies may not be asked to lengthen stride at trot or canter.

ARTICLE E 12.3 JUDGING

1. Scores will be evaluated according to the criteria listed on the Materiale Scoresheet using the following percentage points:
 - 30% each for walk, trot and canter for a total of 90%;
 - 10% General Impression (including impulsion, balance, rideability, presence and suitability to ~~Dressage-dressage~~ as described on the class score sheet. Movement should demonstrate purity and quality, and correctness.).
2. Available ribbons and prizes may not necessarily be awarded if the entries do not warrant them in the opinion of the judge(s).

ARTICLE E 12.4 COMPETITION MANAGEMENT AND CLASS ORGANIZATION

1. Competitions which include Materiale classes must have either an EC licensed ~~Dressage-dressage~~ judge or an approved USEF Dressage Sport Horse Breed judge plus an EC licensed ~~Dressage-dressage and para-dressage~~ steward.
2. Class score sheets will be available for printing from the EC website at www.equestrian.ca.

~~ARTICLE E 12.5 WHIPS~~

~~Whips are allowed in EC competitions, but not in Championships. For complete whip rules, see E 4.8~~

ARTICLE 12.6 EQUIPMENT AND TURNOUT

~~Dress, saddlery and equipment must conform to Chapter 4, except that all horses/ponies are required to compete in a snaffle. See 4.2.1.~~

CHAPTER 13

FEI YOUNG HORSE CLASSES AT EC COMPETITIONS

These rules apply to horses who are eligible for and competing in the FEI Young Horse Classes for 5, 6 and 7 year olds.

For any other classes where age is a factor refer to the regular Section E EC rules. For those trying to qualify for the World Breeding Championships, please refer to the criteria document

ARTICLE E 13.1 GENERAL PRINCIPLES

1. The basic idea of young horse competitions is to introduce ~~4-, 5, 6, and 7 and 8-~~ 10- year old horses to ~~Dressage-dressage~~ competitions to help them gain experience in the ~~Dressage-dressage~~ arena and to give them the opportunity to compete against each other in the same level of test.
2. The ~~athlete's-rider's~~ seat and the influence of the ~~athlete's-rider's~~ aids are of minor importance when judging young horse classes.
3. A primary concern is to evaluate the correct training of young horses, enhancing the reputation of national breeds and encouraging interest in international competition involving young horses.

ARTICLE E 13.2 DIRECTIVES FOR INTERNATIONAL DRESSAGE COMPETITIONS FOR ~~4-, 5, 6-, and 7-AND 8-to-10-~~ YEAR-OLD HORSES

1. These classes at EC competitions will be run in accordance with FEI rules regardless of competition sanctioning.

ARTICLE E 13.4-13.3 AGE AND HEIGHT

1. Age and height are the only requirements for horses participating in the FEI Young Horse classes for ~~4-, 5, 6-, and 7 and 8-10-~~ year olds. The age will be counted from January 1st of the year of their birth or August 1st if born in the Southern Hemisphere. The height at the withers must exceed 149 cm including shoes.
2. Participation will not affect the status for technical eligibility to enter other National or FEI classes except where age is a factor.

ARTICLE E 13.2-13.4 COMPETITION SANCTIONING LEVEL

1. EC Gold sanctioned competitions may hold classes for FEI Young Horse in the ~~4-, 5, 6-, and 7 and 8-10-~~ year old categories. These classes will be run in accordance with FEI rules regardless of competition sanctioning.
- ~~2. Only the FEI 4 year old test may be held at EC Silver and Bronze competitions. Note: Horses entered in the FEI Young Horse classes must hold either a current EC Horse Recording number, EC Passport or FEI Passport or Recognition Card at all EC competitions including Bronze.~~

ARTICLE E 13.3-13.5 DRESSAGE TESTS

- ~~1. 4 year old horses~~
- ~~2. 1. 5-year-old horses – Preliminary and Final Tests~~
- ~~3. 2. 6-year-old horses – Preliminary and Final Tests~~
- ~~4. 3. 7-year-old horses – Preliminary and Final Tests~~
- ~~5. Young Horse Grand Prix Test for 8-10 years old~~

Note: Link to FEI tests: <https://inside.fei.org/fei/your-role/organisers/dressage/tests>

Note: The preliminary test ~~for young horses~~ must be used as the qualifier for the final test.

Exception: There is only one FEI Dressage Test for 4 year old horses.

Note: All tests are to be held in the 20 x 60-metre arena

Note: The FEI tests for 5, 6, 7 and 8-10 year old horses may not be offered at Bronze or Silver competitions.

ARTICLE E 13.413.6 DRESS AND SADDLERY

1. As per article 434 of the FEI Dressage Rules (see FEI website www.fei.org)- ~~All Four, five and six~~ 5 and 6 year old tests ~~are to~~ must be ridden in a snaffle bridle ~~only~~. Seven year old tests may be ridden in a snaffle or double bridle.

2. ~~Note:~~ Spurs are optional. ~~FEI Article: 431.4~~

3. Running martingales are not permitted.

2.4. Gadgets are not allowed in the warmup / schooling rings, this includes martingales, breast plates, bit guards and any kind of gadget such as bearing, running or balancing reins, and any form of blinker that interferes with the horse's vision.

3. ~~Note:~~ Whips are allowed in EC competitions but NOT in Championships. For complete whip rules, see E 4.8.

4. ~~Note:~~ Equipment for Warm Up & Training Areas see FEI Dressage Rules 434.5

ARTICLE E 13.513.7 PRINCIPLES OF JUDGING YOUNG HORSE CLASSES

1. Three aspects are most important in judging young horse classes:

1. The paces
2. The standard of training
3. The general impression including conformation, temperament and the natural talent to become a high-level Dressage-dressage horse.

2. Basic ideas:

1. The basic paces, handiness and general impression of the horse as a Dressage-dressage horse will be judged. Judges should ask:
 1. whether or not the performance of the horse corresponds to the general idea of a Dressage-dressage horse;
 2. whether the horse is on the correct training path; and
 3. whether the horse has the ability to perform Dressage-dressage at a high level.
2. Special emphasis must be made on soft and constant contact, the satisfactory activity of the mouth, an elastic poll in the three basic paces and in the transitions. The steps and strides must be in rhythm and without tension. Flexion and bending, the harmonious development on both hands and suppleness are important. There must be impulsion, which ~~has to~~ must be developed through the hindquarters, leading into a swinging back and soft steady contact.
3. Fundamental training errors will generally lead to lower marks being awarded. Examples of such errors are: obviously unlevel rhythm, tension, lasting contact failure, insufficiently swinging back, serious crookedness and insufficient engagement of the hind legs.

4. Minor mistakes should be judged leniently, if, in principle, the horse is demonstrating correct training with well-developed paces. Horses which at the beginning of the test show tension and some concentration lapses or which may even be a bit spooky, should be judged more benevolently than in other international Dressage-dressage competitions.
3. **Minor mistakes for 5-year-old horses**
 1. Moments of tension at the beginning of the test with slight concentration lapses but improving throughout the test
 2. Halt not completely attentive or straight
 3. Transitions not exactly at the markers
 4. Slight and momentary crookedness
 5. Canter wrong lead, but immediately corrected
 6. Short break of pace e.g. falling into trot during canter work but immediately corrected
 7. Simple change of leg with 2 or 6 steps of walk in between instead of 3-5 steps
4. **Minor mistakes for 6-year-old horses**
 1. Starting/ending the lateral movement not exactly at the required marker, slightly losing the bend for a short moment
 2. Losing the bend at the end of the lateral movement
 3. Flying change not exactly at the required marker, slightly swaying, not totally balanced
5. **Minor mistakes for 7-year-old horses**
 1. Slightly swaying, not totally balanced in series of changes, must be straight in single change
 2. Momentary loss of balance in canter pirouettes

ARTICLE E 13.8 FUNDAMENTAL MISTAKES

1. Fundamental mistakes will generally lead to lower marks being awarded. Examples of such errors are:
 1. Obviously uneven rhythm
 2. Tension
 3. Consistent contact failure
 4. Insufficiently swinging back
 5. Serious crookedness
 6. Insufficient engagement of the hind legs
2. **Fundamental Mistakes for 5 year old horses**
 1. Uneven rhythm in trot movements
 2. Lack of clear 3-beat canter including in the counter canter. Uneven or pacing steps in the walk including the turn on the haunches (in 6 year old in walk pirouettes)
 3. Clear resistance or loss of diagonal steps in the rein back
 4. Simple changes of leg without any walk steps shown
 5. Tension throughout
 6. Repeated contact, tilting/mouth problems
 7. Lack of suppleness in the back
 8. Obvious crookedness
 9. Stiff hind legs, lacking energy and engagement
3. **Fundamental mistakes for 6 year old horses (all of the above, including)**
 1. Lack of clear bend in lateral movements

2. Mostly incorrect flying changes
 3. Tension throughout
 4. Repeated contact/mouth problems
 5. Lack of suppleness in the back
- 4. Fundamental mistakes for 7 year old horses**
1. Uneven or pacing steps in walk
 2. Uneven trot rhythm
 3. Lack of clear 3-beat canter including the same, clear tendency in canter pirouettes
 4. Lack of clear bend in lateral movements
 5. Incorrect flying changes
 6. Tension throughout
 7. Repeated contact issues, tilting and open mouth
 8. Lack of suppleness in the back
 9. Obvious crookedness
 10. Stiff hind legs, lacking energy and engagement
 11. Repeated resistance (inability) in collected work

ARTICLE E 13.613.9 BASIC PACES

WALK:

~~See Article E 1.4 The Walk.~~

TROT:

~~See Article E.1.5 The Trot.~~

CANTER:

~~See Article E 1.6 The Canter.~~

1. **~~NOTE:~~**—The paces must be judged uncompromisingly as they are vitally important for the quality of a **Dressage dressage** horse. They must be of absolute regularity without tension. The impulsion of the paces should be developed from the hindquarters through a swinging back with active hind legs. The steps and strides must be elastic with the horse showing a natural self-carriage and freedom of the shoulder.
2. The quality of the paces is judged by assessing the overall impression, the regularity and elasticity of the steps and by the ability to maintain the same rhythm and natural balance, even after a transition within the paces or from one pace to another.

ARTICLE E 13.10 STANDARD OF TRAINING

1. Equally important as the paces **is-are** the correct training according to the age of the horse. Judges should assess whether or not the horse's training corresponds to the principles of the training scale. Special emphasis must be made regarding **a-soft** and steady contact with a gentle chewing mouth and an elastic poll which should be the highest point; and the neck should be without any restriction. Lateral flexion and **b-bend** must be equally developed on both sides. The horse must be supple and obedient.
2. Natural ability to self-carry is asked for but is relative to the age of the horse. In classes for 5 year old horses only the beginning of collection, the "willingness to collect" is required.
3. For 6 year old horses, a more clearly defined collection, the "ability to collect" is necessary.

4. For 7 year old horses, they need to show collection inherent to this level, ability to carry weight and lightness of the forehand. A 7 year old horse needs to be through the back and in self carriage with a steady contact, showing good balance and correct bend.
5. The most important criteria for lateral movements and flying changes in young horse tests is the fluency and correct execution.
6. When judging 5, 6 and 7 year old horses judges have to differentiate between minor mistakes, which are not a significant factor in the score and fundamental mistakes which should lead to lower marks.
7. Judges' positioning in the 7 year old test for qualification scores for National Rankings and Championships (Provincial, Regional and National) will include one at C who will judge the technical test and one at B or E who will judge the quality of the test.
8. Competitions with only one Judge-judge for the 7 year old test will have the judge sit a C and the judge will judge the technical test. Test results from one judge cannot be used for any qualification or ranking.

ARTICLE E 13.713.11 GENERAL IMPRESSION

1. The emphasis here is on the three basic paces, the type and quality of the horse's conformation, the charisma and presence of the horse, suppleness and the degree of effortlessness with which the horse is able to perform the movements.
2. Besides the paces and standard of training, the judge has to must decide whether or not the horse shows enough natural talent to develop into a high-level Dressage horse.
3. The general impression is based on:
 1. Quality of paces (including the degree of effortlessness with which the horse is able to perform the movements)
 2. The standard of training according to the training scale
 3. The potential and suitability as a Dressage horse including temperament, attentiveness and willingness to work, natural forward-going attitude, mental suppleness, conformation, expression (appearance, charisma, presence, natural charm).
 4. A horse with the potential to become a high-level Dressage horse always has to be preferred to a horse that only executes the tests in an obedient manner but without showing any further scope.
 5. The athlete-rider - The judging of the seat, aids, and influence of the athlete rider plays a secondary role.

ARTICLE E 13.813.12 YOUNG HORSE JUDGES APPROVED FOR EC COMPETITIONS

Only EC senior or other NF's senior and FEI Dressage judges may officiate in the FEI Young Horse classes. For scores to count for selection to compete in the World Breeding Championships for Young Horses, there must be a panel of three FEI Dressage judges or two FEI judges and one senior judge.

CHAPTER 14

MASTERS TEST OF CHOICE

ARTICLE E 14.1 DETAILS

1. The Masters Test of Choice (TOC) is ~~an EC (EC) Dressage~~ a class that provides senior ~~riders~~athletes, ~~60 years and older~~, the opportunity to participate in a ~~Dressage-dressage~~ class that is exclusively their own in an environment that provides a fair playing field ~~for senior athletes~~—wherein each will compete against their peers at all levels of skill, from beginners to advanced.

DETAILS:

2. Masters TOC classes are open to ~~athletes-riders~~ 60 years of age and ~~over~~above.
3. Any EC sanctioned ~~Dressage-dressage~~ competition may offer the Masters TOC. Test of Choice.
4. The class will be offered as a Miscellaneous TOC~~Test of Choice~~ class as per the EC Rules, Section A: General Regulations, A503 and will include all levels, national to FEI.
5. In the event of ~~many a large number of~~ entries, the class may be divided into two – lower and upper ~~Dressage-dressage~~ levels – with separate sets of ribbons.
6. The class will be included in the competition prize list with the appropriate entry fee.
7. The class will feature up to two tests per day and may have a class championship.
8. Scores from Masters TOC classes will not count towards EC ~~championships~~ Championships or awards programs.
9. Masters TOC ~~riders-athletes~~ may also compete in non-Masters ~~Dressage~~ classes but will not be able to use the accommodations listed in ART E 14.1.10 below. E14.9.
10. To facilitate ease of riding, the following accommodations are available in the Masters TOC~~Test of Choice~~:
 1. ~~a) —~~ Rising trot is optional in all trot work.
 2. ~~b) —~~ Callers/~~athletes-riders~~ may use headsets (someone, e.g., a competition appointed steward or supervisor ~~(E.4.9.A.8-Exception) only~~, ~~may~~ stand beside the caller to ensure no coaching takes place).
 3. ~~c) —~~ Entry bell/whistle can have a secondary indicator (e.g., the caller can raise an arm once the bell rings).
 4. ~~d) —~~ Use of voice
 5. ~~e) —~~ Equipment accommodations may include any or all of the following:
 1. ~~i-~~ Looped reins;
 2. _____ ii- Converters on double bridle to create single rein;
 - 2,3. _____ iii- Gel or fluffy seat covers; ~~and/or~~and, or,
 - 3,4. _____ iv- Two whips.
 - ~~f) May use a caller for all test levels except freestyle tests.~~
11. ~~10-~~Judges for the Masters TOC~~Test of Choice~~ must be EC certified ~~Dressage~~ Judges at the Basic, Medium or Senior level.

CHAPTER 15
OFFICIALS
DRESSAGE JUDGES PHILOSOPHY AND ETHICS

ARTICLE E 15.1 CONDUCT

- ~~1.~~ The purpose of conflict of interest provisions in this rulebook is to ensure a level playing field for all competitors and to maintain integrity and impartiality of licensed officials. Designation as an EC licensed official is a privilege, not a right, bestowed by EC according to the procedures set forth in this chapter, to individuals whose equine expertise and personal character merit the honour. The individual's conduct, as an EC member and official, must be exemplary and is subject to continual committee review. Officials shall exhibit the highest standard of integrity at all times and decisions are not to be made upon improper influence. Officials are responsible for ensuring that horses are treated with kindness, respect and compassion and that they are never subjected to mistreatment or caused undue stress. The standard by which conduct or treatment will be measured is that which a person informed and experienced in generally accepted equine training and exhibition procedures, would determine not to be cruel, abusive or inhumane. Where an official has to exercise their discretion in an EC show allowing a ~~competitor-rider~~ to compete, such discretion shall be exercised for the benefit of the ~~competitor-rider~~ if and when possible provided the organizers are in agreement.
2. The officials included under this chapter include judges, stewards, classifiers and equine medication control technicians (see ART A1317)
- ~~1-3.~~ To access resource documents for officials, visit <https://equestrian.ca/coaches-officials/officials/>

ARTICLE E ~~15.1~~ 15.2 JUDGE - CONFLICT OF INTEREST

1. The purpose of conflict of interest provisions in this rulebook is to ensure a level playing field for all ~~competitors~~riders and to maintain integrity and impartiality of licensed officials.
- ~~1-2.~~ No child or adult may compete in a class in which horsemanship is a factor before a judge by whom said child or adult has been instructed, coached, or tutored with, or without pay, in the preceding 30 days ~~immediately prior to the~~ of the date of competition.
- ~~2-3.~~ It is the responsibility of the ~~athlete-rider~~ not to enter a class or ride in front of a judge ~~from~~ whom they have received instruction, or coaching from, or tutoring within or a riding clinic in the previous 30 days.
- ~~3-4.~~ Any coach/trainer may not be judged by their student or owner of a horse they are training within 30 days of the coaching/training taking place.
- ~~4-5.~~ A judge may not, during a competition at which they are judging, be the houseguest of a person who is exhibiting at such competition or whose family is exhibiting at such competition.
- ~~5-6.~~ A judge may not discuss the purchase, sale, or lease of any horse during a competition at which they are officiating.
- ~~6-7.~~ Judges shall not officiate in any level/division in which a member of their family or a horse owned by the immediate family is competing.
- ~~7.~~ An EC Competition is allowed to run any combination of Gold, Silver and Bronze classes under one licence. (Gold licence covers Gold, Silver and Bronze classes, Silver licence covers Silver and Bronze classes).

8. Judges are permitted to both compete and judge officiate at the same competition, provided they do not judge any test or class within the same division in which they compete or are entered, under the following conditions: **Emergency Exception:** In the event of an emergency (e.g. a judge becomes ill), a competing judge may officiate in their own division only if they formally withdraw from that division. If the judge has already competed, their scores must be withdrawn.

1. a) ~~if If they are entered in Gold classes, they may only judge Silver and Bronze classes at that competition. Similarly, if they are entered in Silver classes, they may only judge Gold or Bronze classes and if they are entered in Bronze classes, they may only judge Silver or Gold classes.~~
2. b) ~~An exception will be permitted during a competition in the event of an emergency, e.g. a judge falls ill providing the competing judge withdraws from the class or has their scores withdrawn if they have already competed.~~

Note: Section A, General Regulations, Article A 1402.3, does not apply for Dressage.

ARTICLE E 15.2 JUDGING RESTRICTIONS WITHOUT GUEST CARDS

1. ~~For a complete list of judging restrictions see Article 3.0.~~
2. ~~Only non licensed, Recorded and Basic judges may officiate at non EC or non PTSO sanctioned Dressage, Para Dressage competitions, Pony Club and 4H. Note: EC insurance does not cover judges officiating at non EC sanctioned events.~~
3. ~~ECEC Judges may judge western Dressage when offered as a miscellaneous class at an EC sanctioned competition. When EC judges receive a competition prize list that includes Western Dressage, they shall request the show committee provide copies of the relevant rules and tests.~~

ARTICLE E 15.3 JUDGE GUEST CARDS

1. Guest cards are to be applied for by the competition, not the individual judge.
2. ~~Bronze, Silver and Gold of competitions held in New Brunswick must apply for guest cards through the Competitions Department at the EC office.~~
3. ~~In all other provinces and territories, competitions requiring guest cards where the highest level of class is Gold, must make application to the Competitions Department at the EC office.~~
- 4.2. ~~Applications for guest cards at Silver and Bronze competitions outside New Brunswick must be made through the PTSOP/TSO. Guest card applications for competitions held in New Brunswick apply to must be processed through the Competitions Department at the EC office, directly.~~
3. Guest card applications for all other provinces and territories, are processed through the PTSO.
- 5.4. Guest cards are not permitted at Gold Championships see ART E 7.2. but may be permitted at Silver Championships for Basic judges.
- 6.5. Guest cards are not required for foreign FEI licensed Dressage judges officiating at EC sanctioned competitions.
7. ~~United States Equestrian Federation (USEF) and EC (EC) Reciprocal Agreement~~
 - a) ~~There is no reciprocal licensing of officials between USEF and EC. An official desiring an EC license or USEF license will be subject to the rules and regulations of the NF issuing the license. EC licensed Dressage~~

officials are not eligible to judge in the USEF Dressage division. Eligible USEF licensed Dressage officials may have EC competition organizers apply for an EC Guest Card on their behalf. ———

e) For EC/USEF Reciprocal Agreement (see General Regulations, A1306)

8. Other than E 15.3.7 above, only recognized senior Dressage judges of another national federation may be granted guest cards and only in the divisions in which the applicants are so qualified in their own federation.

9.6. Guest cards are not required when co-judging with a more senior judge.

~~ARTICLE E 15.4 LOCATION OF OFFICIALS – JUDGES POSITION~~

~~1. Technical Classes~~

a) If there is only one judge, they must be positioned at C.

b) If there are two judges, one must be at C and the second judge can be at E, B, H, or M, whichever is most convenient for the competition. Whenever possible, the judges should be at C and E or C and B.

c) When three judges are officiating on the same ring, the president of the jury is positioned at C and the other two should be at M and E or H and B.

d) When there are 5 judges, the president of the jury is at C, one judge must be at M and H and the remaining two are to be positioned at E and B. The judges at M and H are to be positioned 2.5 meters closer to the centerline than the long wall of the arena.

e) All judges must be on the outside of the arena. They should be a minimum of 3 meters and maximum of 5 meters from the arena at outdoor competitions and preferably a minimum of 3 meters from the arena at indoor competitions.

~~2. Freestyles~~

——— In EC competitions, when two or three judges officiate in a freestyle class, they may be located at the short end of the arena i.e. M/C, C/H, or M/C/H; it is strongly recommended that one of these judges be placed on the long side at either B or E.

~~ARTICLE E 15.5 CHECKING THE COMPETITION ARENA~~

~~Judges and Dressage stewards must check the correctness of the arenas.~~

ARTICLE E 15.46 JUDGING HOURS - BREAKS

When scheduling Dressage tests, it is the competition organizer's responsibility to ensure that breaks are provided for judges according to the following rules:

1. No judge shall be required to officiate longer than eight hours in one day and cannot be required to be on the competition grounds longer than ten hours.
2. Judges must be given 45 minutes (minimum) for a lunch break. A 10-minute break should be given to judges once every hour. If this is not possible, a 15-minute break should be given every two hours.

ARTICLE E 15.57 ARRIVAL TIME

Judges must be on the grounds 20 minutes (minimum) before their first class.

ARTICLE E 15.68 DRESS CODE

All officials, ~~(j)Judges, Dressage sStewards, and sScribes etc.)~~ must be professionally and appropriately dressed. ~~(jeans, shorts, tank tops, etc. are not acceptable).~~

ARTICLE E 15.79 PERSONAL COMMUNICATION DEVICES

Personal communication devices (cellular phones, Blackberrys etc.) may not be used

by anyone in the judges' booth while the competition is underway in their arena.

~~NOTE: Categories of Dressage Judges' Cards with details on criteria for the levels, licensing and promotion information is no longer shown in this chapter. This information is available on the Officials page of the EC website https://www.equestrian.ca/programs_services/officials. Please direct inquiries to officials@equestrian.ca~~

CHAPTER 16

DRESSAGE STEWARDS PHILOSOPHY AND ETHICS

~~The purpose of conflict of interest provisions in this rulebook is to ensure a level playing field for all competitors and to maintain integrity and impartiality of licensed officials. Designation as an EC licensed official is a privilege, not a right, bestowed by Equestrian Canada according to the procedures set forth in this chapter, to individuals whose equine expertise and personal character merit the honour. The individual's conduct, as an EC member and official, must be exemplary and is subject to continual committee review. Officials shall exhibit the highest standard of integrity at all times and decisions are not to be made upon improper influence. Officials are responsible for ensuring that horses are treated with kindness, respect and compassion and that they are never subjected to mistreatment or caused undue stress. The standard by which conduct or treatment will be measured is that which a person informed and experienced in generally accepted equine training and exhibition procedures, would determine not to be cruel, abusive nor inhumane. Where an official has to exercise their discretion in an Equestrian Canada show allowing a competitor to compete, such discretion shall be exercised for the benefit of the competitor if and when possible provided the organizers are in agreement.~~

ARTICLE E ~~16.415.85~~ STEWARD CONFLICT OF INTEREST

- ~~1. The purpose of conflict of interest provisions in this rulebook is to ensure a level playing field for all competitors~~riders and to maintain integrity and impartiality of licensed officials.
- ~~1-2. No child or adult may compete in a class if the steward responsible for checking their tack is a member of their immediate family.~~
- ~~2-3. A steward should not, the day preceding and during a competition at which they are officiating, be the houseguest of a person who is exhibiting at such competition or whose family is exhibiting at such competition.~~
- ~~3-4. A steward may not discuss the purchase, sale, or lease of any horse/pony during a competition at which they are officiating.~~
- ~~4-5. Stewards shall not officiate in any level/division in which a member of their family or a horse owned by the immediate family is competing.~~
- ~~5-6. In addition, the following persons~~individuals are ineligible to serve as stewards at a competition: the president, chairman, manager, secretary, other officers or committee members of said competition.

ARTICLE E ~~16.215.9~~ MANDATORY USE OF STEWARDS

1. All Bronze, Silver and Gold Dressage competitions must use EC licensed ~~Dressage~~dressage and para dressage stewards.
2. The current list of licensed ~~Dressage~~dressage and para dressage stewards can be found in the Officials Directory on the EC website: <https://equestrian.ca/coaches-officials/officials/-www.equestrian.ca>.

ARTICLE E ~~16.315.107~~ GOALS OF STEWARDING

- ~~1. The goals of stewarding are to~~ HELP, to PREVENT, and to INTERVENE. ~~Dressage stewards~~Stewards should ~~at all times~~always keep in mind that while they are in effect representing EC, they also work for the competition, the ~~competitors~~riders, the coaches and the horses, as well as the officials (judges, classifiers, veterinarians, Equine Medication Control Technicians) and also

spectators.

ARTICLE E 16.415.118 PURPOSE OF STEWARDING

The aim of stewarding is to provide fair sport for all by ensuring that:

1. Upholding the statement of Principles and the Welfare of the horse
 2. Ensuring that the sport is equally fair for all competitorsriders
 3. Respecting and upholding the principles of good sportsmanship
 4. Providing assistance to the Organizing Committee and Management in the successful running of the event in line with EC rules and policies
- ~~1. all EC rules are adhered to;~~
 - ~~2. the sport is equally fair for all competitors;~~
 - ~~3. principles of good sportsmanship are respected;~~
 - ~~4. the best possible conditions for holding a competition are available; and~~
 - ~~5. the welfare of the horse is upheld.~~

ARTICLE E 16.515.129 PROCESS OF STEWARDING

1. ~~Dressage and para dressage stewards~~Stewards **HELP** prior to the competition by checking prize lists, thus:

1. protecting the interests of competitorsriders, horses, officials and competition management;
 - 1.2. monitoring of stables and related ground and overseeing warmup / schooling rings and lunginglunging at the competition;
 - 2.3. ensuring a veterinarian and a farrier will either be on the grounds or on call throughout the competition;
 - 3.4. ensuring that emergency medical plans are in place, such as EMT on grounds whenever MOUNTED exercises are taking place;
 - 4.5. ensuring that an ambulance will be present or on call;
 - 5.6. checking the prize list and entry form prior to the competition to ensure they conform to EC rules; and completing the prize list approval form. Should there be an error, this MUST be reported to the competition organizer immediately for correction.
2. ~~Dressage and para dressage stewards~~Stewards **HELP** at the competition by:
1. submitting suggestions to the organizing committee during the competition if there are situations that are not in accordance with EC rules; as well as following the competition for improvements in the future. These comments should be mentioned during the show and, if necessary, dealt with but must be written up in the steward's report after the competition;
 2. ensuring that results and championships are correctly tabulated by the scorers as well as posted in a timely fashion after each ride;
 3. supervising, with the assistance of ~~learner Dressage apprentice dressage and para dressage~~ stewards, the schooling and warm-up areas and reporting any infractions to the organizing committee, or, if applicable, to the ground jury;
 4. checking, with the assistance of learner Dressage apprentice dressage and para dressage stewards, after each ride that legal and proper tack and dress have been used in the competition arena.
 - 4.5. arriving at the competition daily at minimum 60 minutes before the first ride time.
3. ~~Dressage and para dressage stewards~~Stewards **PREVENT** problems by:
1. ensuring that all officials are recognized in the divisions to which they are

- assigned and that guest cards have been obtained if required;
2. ~~assist the competition management team with~~ ensuring that all entry forms are properly completed and signed; that entries are eligible, checking height where required, checking horse identification documentation (if necessary, with the help of a ~~learneran apprentice~~ steward), and reporting any ineligibility to the organizing committee immediately (see General Regulations ~~Article-ART A~~ 407 for handling of invalid horse identification documentation), thus assuring the legality of the entry;
 3. ensuring that the rules for measurement of ponies ~~are-is~~ followed as set out in EC General Regulations, Section A, Chapter 11 and division rules;
 4. ensuring that all schooling areas meet EC requirements.
 - 4.5. ~~Monitoring of stables and related grounds and overseeing lungeing if allowed at the competition.~~
 - 5.6. Stewards are permitted to issue ~~recorded warnings and~~ yellow ~~warning cards (see General Regulations ART A 516:2).~~
4. ~~Dressage and para-dressage stewards~~ **Stewards INTERVENE** in response to problems by:
1. arranging a meeting between a judge or official veterinarian and a ~~competitor~~ rider, at the request of the ~~competitor~~ rider, if the official agrees. The steward will attend said meeting or can send an appointee at their discretion;
 2. reporting any offence or rule infraction to the organizing committee ~~or the judge as required~~. These infractions must also be detailed on the Steward's Report Form;
 3. acting on all reports of equine abuse as per EC rules;
 4. being proactive enough to help/prevent/intervene independently (to investigate and act upon any alleged rule violations without waiting for an official protest) and to do so with the fairness of the sport to all and the levelness of the playing field foremost in mind;
 5. ~~ensuring that all warm-up, schooling and tack check Dressage stewards are in constant communication with the officiating steward via walkie-talkies, etc.;~~
 - 6.5. ensuring that all ~~Dressage dressage and para-dressage~~ stewards be on the grounds at least 60 minutes before the competition begins.

ARTICLE E 16.6 CATEGORIES OF DRESSAGE STEWARDS

ARTICLE E 16.6.1 LEARNER PRIVILEGES

1. ~~A learner steward has the opportunity and privilege to gain experience by working with a medium or higher steward as a shadow at EC Dressage competitions. Such arrangements must be made with competition management and with the show steward, as this is strictly a shadow role. A learner steward has learner status only and has no official capacity. The learner steward can assist the medium or higher steward in duties as requested. The learner steward will not make any decisions on their own nor interpret any rules on their own.~~
2. ~~The learner steward category provides an opportunity for potential Dressage stewards to find out if this is an area they wish to pursue. There is no restriction on the number (or levels) of competitions, the number of medium, or higher, Dressage stewards, worked with, nor the length of time a person can stay at the learner steward~~

level. It is advisable to work at a variety of competitions and with as many different Dressage stewards as possible.

- ~~3. A Learner steward who works with a Medium or higher Dressage steward at a competition must have the permission of the show organizing committee and provide their PTSO and EC membership numbers to the show organizing committee.~~

~~—Note: The EC officials' liability insurance does not cover Learner Dressage stewards as these are not yet EC officials.~~

ARTICLE E 16.6.2 BASIC PRIVILEGES

- ~~1. A Basic Dressage steward may officiate alone at Bronze Dressage competitions.~~
- ~~2. A Basic Dressage steward may officiate alone at Gold and Silver Dressage competitions ONLY AFTER completing the initial probationary period of one year and at least two competitions working with a medium or higher level steward during their probationary year.~~
- ~~3. A Basic Dressage steward in their probationary year may officiate with a Medium or higher steward at Silver and Gold Dressage competitions where there is more than one ring in use.~~
- ~~4. A Basic Dressage steward is eligible to assist the FEI Chief Steward at FEI sanctioned Dressage competitions.~~

ARTICLE E 16.6.3 MEDIUM PRIVILEGES/OBLIGATIONS

- ~~1. A medium steward is eligible to officiate alone at any EC competition.~~
- ~~2. A medium steward must be available to share knowledge with learner and Basic Dressage stewards.~~
- ~~3. A Medium Dressage steward is eligible to assist the FEI Chief Steward at FEI sanctioned competitions.~~

ARTICLE E 16.6.4 SENIOR SENIOR PRIVILEGES/OBLIGATIONS

- ~~1. A senior Dressage steward is entitled to officiate at all EC competitions.~~
- ~~2. A senior Dressage steward is eligible to officiate alone at any EC competition.~~
- ~~3. A senior Dressage steward must be available to share knowledge with all levels of stewards.~~
- ~~4. A senior Dressage steward is eligible to assist the FEI Chief Steward at FEI sanctioned competitions.~~

ARTICLE E 16.7/15.13/10 RESTRICTIONS

- ~~1. An EC Dressage dressage and para dressage steward may not officiate at an unsanctioned competition or at a competition not in good standing.~~
- ~~2. An EC Dressage steward may not act in any other capacity at a competition.~~
- ~~3. There is no reciprocal agreement with the USEF covering stewards.~~

ARTICLE E 16.8 GUEST CARDS

~~Guest cards are not available for any EC Championship.~~

~~A guest card for a non-Dressage steward to work at a Bronze, Silver or Gold non-championship show MAY be granted by EC in exceptional circumstances. These might include for example: unavailability of Dressage stewards, illness, or family emergency arising with a hired Dressage steward. In such circumstances the following rules must be followed:~~

- ~~1. Proof of unavailability of a Dressage steward must be provided to EC.~~

2. ~~The person for whom the guest card is requested must hold a valid EC Gold sport licence and be in good standing with EC and must be approved by EC.~~
 3. ~~The guest Dressage steward must be an EC steward in good standing with knowledge of Dressage and who has the equivalent or higher EC steward status than that required by the competition. They must also be willing to attend a Dressage steward clinic and become a Dressage specific steward at their earliest convenience.~~
 4. ~~Regardless of the exceptional circumstance for granting a guest card, the prize list must be approved by an active Dressage steward before being printed.~~
 5. ~~The guest steward must complete all the regular paperwork and reports.~~
 6. ~~A show will only be granted permission to use a guest steward ONCE.~~
 7. ~~A steward may only hold a steward's guest card twice in a calendar year.~~
- ~~**Note:** An non active Dressage steward who has for genuine reasons been unable to attend a Dressage specific steward clinic may apply for a guest card. Application must be made by the competition in writing and sent for approval to EC for approval along with the required guest card fee.~~
- ~~Guest cards will not be issued for Dressage stewards under any other circumstances.~~

ARTICLE E ~~16.9~~15.141 STEWARD'S REPORT

1. ~~The steward~~Every steward at each competition must submit the steward's report digitally to the EC Competitions Department within ten days of each competition at which they officiate. Failure to do so constitutes grounds for removal of Dressage, dressage and para dressage steward status upon review by EC. ~~Should the report contain any matters requiring EC action, this can be indicated by selecting "Requires follow up by EC", thus ensuring timely EC action.~~ A link to the digital Steward Report is available on the EC website.

~~ARTICLE E 16.10~~ TIME OF ARRIVAL

~~Dressage stewards must be on the competition grounds 1 hour before the first ride of each day.~~

~~ARTICLE E 16.11~~ DRESS CODE

~~All officials, judges, Dressage stewards, and scribes must be appropriately dressed (jeans, shorts, tank tops, etc. are not acceptable).~~

ARTICLE E ~~16.12~~15.151 TACK CHECK AND GLOVES

1. Athletes/Riders, or identified athletes-riders under the random tack checking protocol, must be prepared to report, still mounted, to the steward ~~or their appointee~~ for a tack check immediately upon leaving the competition arena.
Exception: An athlete/A rider may, of course, dismount and remove their hat and jacket in ~~the~~ case of illness or feeling faint.
2. The steward ~~or their appointee~~ is responsible for ensuring that saddlery and dress regulations are followed including, where necessary, asking for ear covers, nose nets and if used, boots or bandages to be removed to allow ~~and an~~ inspection ~~of the ears, bit(s) and/or legs.~~
3. All athletes-riders must wear approved protective headgear at all times while mounted. At the tack check, an athlete/a rider may be asked to dismount to allow an inspection of their headgear. ~~(See Article 4.0).~~

4. ~~Athletes/Riders~~ are welcome to approach the steward and ask for saddlery/dress rule clarifications prior to riding their test.
5. The ~~person(s)-steward~~ responsible for checking the bits must use disposable surgical gloves. A new disposable pair of surgical gloves must be used for each horse. The competition is responsible for supplying gloves to stewards for the purpose of checking equipment. If this is not done, the steward must be reimbursed by the organizing committee for the cost of gloves used.
- ~~6. If there is no learner steward available, the chief steward may appoint a non-steward who must be a knowledgeable horse person to do a tack check on their behalf. Only the chief steward, not the organizing committee, may make tack check appointments.~~
- ~~7.6.~~ Any deviation from the saddlery rules found by the steward ~~or their appointee~~ after the test ~~will~~may result (after consultation with the judge ~~and/or~~and, or organizing committee) in elimination ~~or further penalty~~.
- ~~8.7.~~ The checking of the bridle and bit must be done with the greatest caution, as some horses are very touchy and sensitive about their head and mouth.
- ~~9.8.~~ ~~In the event that an athlete-~~If a rider is found to have contravened the dress or tack rules, the steward must show the ~~athlete-rider~~ the relevant rule before recommending to the judge that the ~~athlete-rider~~ be eliminated. No ~~athlete-rider~~ can be eliminated without having been shown the printed rule.

ARTICLE E ~~16.13~~15.16~~13~~ TACK/DRESS CHECK PRIOR TO RIDE

1. ~~An athlete-~~A rider may approach the steward ~~or their appointee~~, prior to each test to ensure that dress and equipment are in accordance with the rules.

ARTICLE E ~~16.14~~15.17~~14~~ CHECKING THE COMPETITION ARENA AND SUPERVISING THE WARM-UP AREA

1. Judges and ~~Dressage-dressage and para-dressage~~ stewards must check the correctness of the arenas. ~~Dressage and para-dressage stewards~~Stewards must supervise the warm-up areas. During the arena check determine if ring changes will be needed and if so confirm that the appropriate time has been allowed.
- ~~2. Any horse which has been eliminated twice in one day for lameness may not be ridden in the warm-up area until the next day of competition. The OC or scorers must communicate with the steward when a horse has been eliminated for lameness and if such a horse is eliminated again the same day, the steward must not allow the horse back into the warm-up area. See Article E 9.3.6 a~~

ARTICLE E ~~16.15~~15.18 TWO RINGS

1. When a competition operates with two or more rings ~~and classes are held~~running simultaneously, the competition must have sufficient Dressage stewards in attendance to adequately monitor all warmup/schooling rings. When warmup/schooling rings cannot be seen from one vantage point by one steward, additional Dressage-stewards are required and may include apprentice stewards under supervision. The additional steward(s) may be learner or basic Dressage steward(s). The competition must select individuals who are well versed in the divisions being offered and suited by experience to the divisions in which they are to adjudicate as Dressage stewards. Any deviation from the tack/dress rules must always be brought to the attention of the chief steward.

NOTE: Categories of Dressage Stewards Cards with details on criteria for the levels,

licensing and promotion information is no longer shown in this chapter. This information is available on the Officials page of the EC website <https://www.equestrian.ca/programs-services/officials>
Please direct inquiries to officials@equestrian.ca

ARTICLE 24-15.19 EC PARA DRESSAGE CLASSIFIERS

1. An EC Para Dressage Classifier (Classifier) ~~para dressage classifier~~ Para Dressage Classifier (Classifier) is a Physiotherapist or Medical Doctor who is accredited by EC to conduct athleterider evaluations on behalf of EC for the discipline of Para Dressage and Para Driving.
2. The classification sessions may be ~~outside or at~~ held in conjunction with an EC sanctioned competition.
3. A Classifier must have a current authority to practice within a nominated health profession in their home province and hold professional liability insurance.
4. A Classifier must have experience in working with people with physical impairments and have a clear understanding and ability to conduct classifications as described in the current FEI classification rules/FEI manual for Classifiers.
Classifiers are officials of Equestrian Canada.
5. EC will appoint a classifier panel to conduct classifications. The panel will consist of 2 accredited EC Classifiers.
6. AthletesRiders with eligible impairments as described by FEI Classification rules, must undergo an EC Classification in order to compete in EC sanctioned Gold and Silver competitions. It is recommended athletesriders with an eligible physical / visual impairment undergo an EC Classification for Bronze level competitions.

CHAPTER ~~17~~–16 ADVERTISING AND SPONSOR LOGOS

ARTICLE E ~~17.1~~16.1 ARENA ADVERTISING

1. The short side of the arena at MCH must be completely free of advertising. There should be at least 1.2 meters free of advertising on either side of the arena letters ~~with the exception of~~ except for B and E where there should be 3 meters free of advertising.
2. The advertising must be firmly affixed to the fence line or wall which should be a minimum of 2 meters from the indoor competition arena enclosure or 10 meters away outdoors.
3. The advertising should be positioned in a regular manner and each long side should reflect the other.
4. The height of the sponsor brand/logo should not exceed 20 cm and the advertising must be fixed level with the top of the competition arena fence.
5. At all EC competitions, the placement of any publicity applied to the competition arena and surrounding fence must be approved by the EC steward and presiding judge.
6. Arena fence conditions must be the same for all competitors-riders in the class.

~~7. See FEI rules for FEI sanctioned competitions.~~

Note: These measurements are for the actual competition arena and ~~no~~ should not affect advertising on fence lines around the whole area.

ARTICLE E ~~17.2~~16.2 EQUIPMENT AND CLOTHING

1. Athletes-Riders may have logos on their shirts, jackets, saddle pads and ear hoods.
2. The maximum area of the logo is as follows:
 1. 200 square centimeters on each side of a saddle pad (maximum one sponsor's logo per side).
 2. Athletes-Riders may have the Canadian flag on their saddle pad, providing the size limits conform to ART E 16.2.2.1 above. ~~Article 6.2.1.~~
 3. One logo no bigger than 75 square centimetres on ear hoods.
 4. 80 square centimeters only once on shirts and jackets at the height of the breast pocket. No sponsorship logo, other than a manufacturer's logo, may appear anywhere else on the athlete's-rider's shirt or jacket.

~~CHAPTER 18~~ ~~EQUINE MEDICATION CONTROL~~

~~See Section A – General Rules and Regulations, Chapter 10 – Equine Medication Control~~

~~CHAPTER 19~~ ~~VIOLATIONS, PROTESTS, AND APPEALS~~

~~For complete rules on violations, protests and appeals see the Rules of Equestrian Canada, Section A, General Regulations, Chapter 12 – Dispute Resolution and Protests at EC Sanctioned Competitions.~~

~~Videotapes may be used in accordance with the rules of EC, General Regulations, Section A, Article A1314, Video~~

~~CHAPTER 20 – 17~~ ~~EC AWARDS AND NATIONAL RANKINGS~~

~~ARTICLE 20.1~~

~~These rules must be used in conjunction with Section A, General Regulations, Chapter 15, EC Awards & National Rankings.~~

~~ARTICLE 20.217.1 ENTRIES~~

- ~~1. Any owner and/or athlete and, or rider whose horse competes in a class for which the horse is not eligible to compete will not be awarded points scores toward National Rankings and will be subject to disciplinary action by EC.~~
- ~~2. National Rankings points scores will be tabulated only from the date that payments and applications are received and processed. These Payments include but are not limited to: PTSO membership; EC Sport Licence; Amateur Status. Horses must hold valid EC Horse Recording (see General Regulations Article ART A.402). Points Scores are not retroactive in any case.~~
- ~~3. All athletes/riders/owners must have a valid EC Sport Licence in good standing.~~
- ~~4. All individuals holding Coach Status must hold a valid Sport Licence (SL) in good standing at a minimum of the Bronze Level.
 - ~~1. For individuals engaged solely in coaching activities, the Bronze level Sport Licence shall constitute the minimum requirement.~~
 - ~~2. Where a Coach Status holder also participates in competition in any capacity (e.g., as an owner, rider, or handler), they are required to hold a Sport Licence at the highest level of competition in which they or their horse are entered or competing~~~~
- ~~4. All trainers/coaches must carry the memberships and Sports Licence equivalent to the level of competition where they are training/coaching.~~

ARTICLE 20.317.2 LEVELS/DIVISIONS

The Dressage/Para Dressage dressage and para dressage levels/divisions have been grouped as per below chart:

Dressage (<u>excludes TOC scores</u>)	Para Dressage (<u>includes TOC scores including TOC</u>)
Introductory	Walk Test (Includes 1, 2, 3)
Training (includes Freestyle)	Walk/Trot Test (Includes 1, 2, 3)
First (includes Freestyle)	Walk/Trot/Canter Test (Includes 1, 2, 3)
Second (includes Freestyle)	FEI Grade I Novice (Includes A, B, TOC & Freestyle)
Third (includes Freestyle)	FEI Grade II Novice (Includes A, B, TOC & Freestyle)
Fourth (includes Freestyle)	FEI Grade III Novice (Includes A, B, TOC & Freestyle)
Masters (Exception: includes TOC)	FEI Grade IV Novice (Includes A, B, TOC & Freestyle)
FEI Young Horse 5 Year Old (Prelim and Final)	FEI Grade V Novice (Includes A, B, TOC & Freestyle)
FEI Young Horse 6 Year Old (Prelim and Final)	FEI Grade I Intermediate (Includes A, B, TOC & Freestyle)
FEI Young Horse 8 Year Old (Prelim and Final)	FEI Grade II Intermediate (Includes A, B, TOC & Freestyle)
FEI Pony (includes Prelim, Team, Ind & Freestyle)	FEI Grade III Intermediate (Includes A, B, TOC & Freestyle)
FEI Children (includes Prelim A, B, Team & Ind)	FEI Grade IV Intermediate (Includes A, B, TOC & Freestyle)
FEI Junior (includes Prelim, Team, Ind & Freestyle)	FEI Grade V Intermediate (Includes A, B, TOC & Freestyle)
FEI Young Rider (includes Prelim, Team, Ind & Freestyle)	FEI Grade I Grand Prix (includes A, B, TOC & Freestyle)
FEI Small Tour (includes PSG, II & Freestyle)	FEI Grade II Grand Prix (includes A, B, TOC & Freestyle)

FEI Medium Tour (includes I2, A & B & A/B Freestyle)	FEI Grade III Grand Prix (includes A, B, TOC & Freestyle)
FEI U25 Tour (includes I2, GPU25, GP Freestyle)	FEI Grade IV Grand Prix (includes A, B, TOC & Freestyle)
FEI Big Tour (includes GP, GPS & GP Freestyle)	FEI Grade V Grand Prix (includes A, B, TOC & Freestyle)

ARTICLE 20.4

Points are applied using the final judge / judging panel percentage score:

- ~~• 51 – 55% – 2 points~~
- ~~• 56 – 60% – 4 points~~
- ~~• 61 – 62% – 6 points~~
- ~~• 63 – 64% – 8 points~~
- ~~• 65 – 66% – 10 points~~
- ~~• 67 – 68% – 12 points~~
- ~~• 69 – 70% – 14 points~~
- ~~• 71 – 72% – 16 points~~
- ~~• 73 – 74% – 18 points~~
- ~~• 75 – 76% – 20 points~~
- ~~• 77 – 78% – 22 points~~
- ~~• 79 – 80% – 24 points~~
- ~~• 81 – 82% – 26 points~~
- ~~• 83 – 84% – 28 points~~
- ~~• 85 – 86% – 30 points~~
- ~~• 87 – 88% – 32 points~~
- ~~• 89 – 90% – 34 points~~
- ~~• 91 – 92% – 36 points~~
- ~~• 93 – 94% – 38 points~~
- ~~• 95 – 96% – 40 points~~
- ~~• 97 – 98% – 42 points~~
- ~~• 99 – 100% – 44 points~~

ARTICLE 20.5

Bonus points will be applied based on the following:

Bonus points for Championship Events i.e.

- ~~• Provincial Championship – 5 points~~
- ~~• Regional Championship – 10 points~~
- ~~• National Championship – 15 points~~

CHAPTER 21 CLASSIFIERS

ARTICLE 21.1 EC PARA-DRESSAGE CLASSIFIERS

~~An EC Para-Dressage Classifier (Classifier) is a Physiotherapist or Medical Doctor who is accredited by EC to conduct athlete evaluations on behalf of EC for the discipline of Para-Dressage and Para-Driving.~~

~~The classification session may be outside or at an EC sanctioned competition.~~

~~A Classifier must have a current authority to practice within a nominated health profession in their home province and hold professional liability insurance. A Classifier must have experience in working with people with physical impairments and have a clear understanding and ability to conduct classifications as described in the current FEI classification rules/FEI manual for Classifiers.~~

~~Classifiers are officials of Equestrian Canada.~~

~~EC will appoint a classifier panel to conduct classifications. The panel will consist of 2 accredited EC Classifiers.~~

~~Athletes with eligible impairments as described by FEI Classification rules, must undergo an EC Classification in order to compete in EC Gold and Silver competitions. It is recommended athletes with an eligible physical / visual impairment undergo an EC Classification for Bronze level competitions.~~

ANNEX 1 FEI

HOW CAN I TELL IF I HAVE ENTERED AN FEI SANCTIONED COMPETITION?

FEI Sanctioned competitions are referred to as CDI's they may also be noted on websites and in prize lists as a CDI-W, CDIO, CDIY, CDIJ, CDIP, CPEDI etc.

Note: Most CDI/CPEDI competitions run national competitions at the same time as the CDI competition, therefore, please make sure when placing your entries that you are clear on what competition you are entering. Different rules will apply depending on what competition you have entered.

HOW DO I KNOW IF FEI RULES APPLY?

FEI rules will apply if you have entered a CDI/CPEDI competition.

WHERE CAN I GET A COPY OF THE FEI RULES?

All FEI rules can be accessed through the FEI website at www.fei.org

WHEN IS AN FEI PASSPORT REQUIRED?

FEI Passports are required for CDI/CPEDI competitions (CDI and above)

Exception: Horses entered in CDI1* and CDI2* competitions are not required to have an FEI Passport **IF** competing in their home country. These horses, however, must still be registered with the FEI and must hold a valid EC National Passport as per EC rules.

Note: Horses entered in CDI1* and CDI2* competitions outside their home country must have a valid FEI Passport or FEI Recognition Card.

Exception: Horses entered in CDIP, CDICH, CDIJ, CDIY competitions are not required to have an FEI Passport **IF** competing in their home country. These horses, however, must still be registered with the FEI and must hold a valid National Passport as per EC rules.

Note: Horses entered in CDIP, CDICH, CDIJ, CDIY competitions outside their home country must have a valid FEI Passport or FEI Recognition Card.

AUTHORIZATION TO COMPETE IN FEI SANCTIONED COMPETITION?

All athletes wishing to enter an FEI sanctioned competition (CDI's/CPEDI's) must obtain authorization from EC. This authorization requirement is in effect for all FEI sanctioned competitions (CDI/CPEDI's) held in and outside Canada.

Note: For complete rules on entering FEI Dressage competitions see the FEI Rules for Dressage events and the FEI General Regulations. Both can be downloaded from the FEI website at www.fei.org

FEI REGISTRATION REQUIREMENTS?

Effective January 1, 2006, all horse/athlete combinations entered in FEI sanctioned Dressage/Para-Dressage competitions (CDI's/CPEDI's) are required to be registered with the FEI on or before the opening date of the competition.

~~EC is responsible for managing the registration process for all Canadian horse/athlete combinations. This is an online procedure that can only be completed through EC.~~

~~The FEI will charge an annual administrative fee for each horse and athlete registered. The registration fees will be \$20 CDN per athlete and \$20 CDN per horse. For additional information on the registration process please see the EC website at www.equestrian.ca/sport/dressage~~

~~**WHAT HAPPENS IF I COMPETE IN AN FEI SANCTIONED COMPETITION WITHOUT BEING REGISTERED?**~~

~~If you enter and compete in an FEI sanctioned competition (CDI/CPEDI) without EC authorization or without FEI registration your results will not be accepted by the FEI for World Rankings.~~

GLOSSARY

AD

Advanced

ADULT

Individuals are adults from the beginning of the calendar year in which they reach the age of nineteen. For exceptions, see discipline/breed sport rules.

AFFILIATE ORGANIZATIONS

Canadian equine or equestrian organizations with aims and objectives of national scope may apply to become affiliate members of EC. See Article A211, Affiliate Membership.

AGE OF A HORSE

A horse is considered to be one year old on January 1 following the actual foaling date.

AGE OF A PARTICIPANT

Except as modified by discipline/breed sport rules, a participant is considered to be a certain age until the end of the calendar year in which they turn that age. For example, riders remain Junior A until the end of the calendar year in which they turn 18.

AGENT

Any adult or group of adults acting on behalf of an owner or lessee.

AM

Amateur

AMATEUR

For the purposes of these rules, an amateur is an adult Sport Licence holder who is eligible to compete in EC amateur classes as per EC regulations. See Article A902, Amateur Competitors, and specific discipline/breed sport rules.

APPEALS

An appeal may be made against the decision of a competition organizing committee or against the decision of a hearing panel, provincial, territorial or national, regarding a protest or complaint. See Articles A1211 and A1212.

“B”

Basic (Judge or Steward)

BOARD/BOARD OF DIRECTORS

The Board of Directors of Equestrian Canada.

BORROWED HORSE

A horse not owned by the rider competing in a Para Dressage Canada class.

CALENDAR YEAR

The calendar year starts on January 1 and ends on December 31.

CANADIAN OLYMPIC COMMITTEE (COC)

The Canadian Olympic Committee, the governing body for all Olympic disciplines in Canada. EC is a member of the COC.

CANADIAN PARALYMPIC COMMITTEE (CPC)

The Canadian Paralympic Committee (CPC) National Paralympic Committee for Canada and is a member of the International Paralympic Committee (IPC). Equestrian Canada is a member of the CPC.

CAP

See “Competition Administration Policy”.

CARDED ATHLETES

Carded Athletes refers to athletes who are approved for funding and are directly financially support by Sport Canada through the Athlete Assistance Program (AAP). AAP support is referred to as CARDING.

CATEGORY

Refers to the eligibility of the athlete defined by age, amateur status, open, etc.

CDI

Concours Dressage Internationale

CDN

Canadian

CERTIFIED COACH

Equestrian Coaches who have completed an evaluation and are certified by EC in partnership with the Coaching Association of Canada. The following designations are available: Instructor, Competition Coach, Competition Coach Specialist, High Performance 1.

CERTIFIED INSTRUCTOR

Equestrian Instructors who have completed an evaluation and are certified by EC in partnership with the Coaching Association of Canada.

CET

Canadian Equestrian Team

CHILDREN

Juniors competing in classes designated as children’s classes. See discipline/breed sport rules for cross-entry restrictions.

CLASSES

1. Amateur/Amateur-Owner Class. For adult riders/drivers who hold a valid Sport Licence and EC amateur card or, when competing in their own breed divisions or classes, a valid amateur card from their breed or discipline affiliate organization. Riders/drivers from other countries must have a valid amateur card from their national federation. In amateur-owner

classes, riders/drivers or members of their immediate family must own the horse. See also 13. Owner Classes

2. Canadian-Bred Class. A Canadian-bred class is limited to entries of horses bred and foaled in Canada.
3. EC Point Classes. Classes in which competitors accumulate points at EC competitions towards annual EC awards.
4. Family Class. A class for two or more members of a family.
5. Gentlemen's Class. A class for gentlemen which may be restricted to riders, drivers or handlers who are no longer eligible to compete as juniors, unless otherwise specified in discipline/breed sport rules.
6. Ladies' Class. Class for ladies which may be restricted to riders, drivers or handlers who are no longer eligible to compete as juniors, unless otherwise specified in discipline/breed sport rules.
7. Limit Class. Limit classes are for horses or competitors that have not won six first place ribbons at EC Gold competitions or at USEF competitions in the particular performance classes in which they are being shown excepting winnings in four-in-hands, tandems, teams, unicorns, and pairs, and winnings in combined driving, local, model and breeding classes, unless otherwise specified in discipline/breed sport rules. A limit entry is such from the closing date of entries.
8. Local Class. A class held at an EC-sanctioned competition, which is restricted by geographic area but which is run according to all other EC rules. Local classes are not eligible for national or regional championships nor shall they count towards EC awards. See EC Competition Administration Policy, Local and Miscellaneous/Additional Classes.
9. Maiden Class. A class open to horses or competitors that have not received one first place ribbon at EC Platinum, Gold or Silver competitions or USEF competitions in the particular performance classes in which they are shown. A maiden entry is such until the closing date of entries.
10. Miscellaneous Class. A class which meets the particular requirements of a competition and is beneficial to the area but does not conform to the specifications for any class or division included in these rules. Entries in these classes will not accumulate points towards EC awards. Such classes or divisions must be identified in the prize list as "not rated for EC awards".
11. Novice Class. A novice class is open to horses or competitors that have not won three first place ribbons at EC Platinum, Gold or Silver competitions or USEF competitions in the particular performance classes in which they are shown, unless otherwise specified in discipline/breed sport rules. A novice entry is such until the closing date of entries.
12. Open Class. A class that is open to all horses of any age or breed, irrespective of ribbons previously won, and in which there is no qualification for the rider or driver.
13. Owner Classes. Open to adult riders/drivers who are owners or members of the owner's immediate family. Leased horses are not eligible and

multiple ownership is not permitted unless all owners are members of the same immediate family and members of EC. See discipline/breed sport rules for specific restrictions.

14. Parent and Child Class. For a parent and child. The age of the child may be specified. To be judged as a Family or Pair class using specifications in the discipline/breed sport rules.
15. Restricted Class. A class in which entries are restricted or limited in any way (i.e. according to money or ribbons won, years of competition, age, etc.)

Note: Classes restricted by geographic area are Local Classes.

CLASSIFIER A Para Dressage Classifier is an individual trained and qualified to administer athlete classification nationally and/or internationally.

CLASSIFICATION

Classification is undertaken to ensure that an Athlete's impairment is relevant to performance on the horse. Classification aims to place athletes into classes or Grades according to how much their impairment impacts on the core determinants of success in the sport. Classification ensures the Competition within each Grade can then be judged on the functional skill of the rider regardless of impairment.

CLIENT

Any person who pays a fee for equestrian and/or equine-related services.

COACH

An adult who instructs and educates riders or drivers. See also CERTIFIED COACH

COC

See "Canadian Olympic Committee".

COMPETITION

1. For the purposes of these rules, the term competition includes all shows, events, horse trials and any other form of equestrian competition that is covered by these rules.
2. Platinum Competition. A term for a competition that is operating a Gold EC-sanctioned competition and an FEI sanctioned competition at the same time and venue.
3. Gold Competition. This category of competition formerly called a National Competition is subject to the rules set out in the Rules of Equestrian Canada. Points accumulated at EC Gold sanctioned competitions apply towards the EC awards programs.
4. Silver Competition. A category of competition sanctioned by Equestrian Canada, organized and named by the province subject to the rules set out in the Rule Book. Competitors in this category of competition are not eligible to accumulate points for annual EC championship awards. Provinces may establish their own awards program for these competitions.

5. **Bronze Competition.** A grass-roots category competition (similar to the former Primary Competition) sanctioned by EC and subject to the rules set out in the Rules of Equestrian Canada, subject to discipline-specific restrictions. Competitors in this category of competition are not eligible to accumulate points for annual EC championship awards. Provinces may establish their own awards program for these competitions.
6. **Sanctioned Competitions.** Bronze, Silver, Gold and Platinum competitions are all sanctioned by Equestrian Canada and are subject to the rules set out in the Rules of Equestrian Canada.

COMPETITION ADMINISTRATION POLICY (CAP)

This policy outlines the three-stage process for obtaining an EC-sanctioned competition sanction/licence, and the responsibilities of the competition organizing committee, the Participating Provincial or Territorial Sport Organization (PTSO) and Equestrian Canada regarding sanctioned competitions.

COMPETITION EMPLOYEES AND OFFICIALS

All persons directly employed by the competition, and all individuals officiating at a competition including but not limited to judges, stewards, course designers, technical delegates, veterinarians, timekeepers, announcers and ringmasters.
See also Licensed Officials.

COMPETITION MANAGER

A person designated to manage a competition (see Competition Administration Policy 5.1.2). This person must hold a valid EC Sport Licence at or above the level of the competition, and must be in good standing.

COMPETITION ORGANIZING COMMITTEE OR MANAGEMENT

All persons who are responsible for all or part of the management and organization of a sanctioned competition including but not limited to members of a competition's Board of Directors, the officers, competition committee chairperson or president, manager and secretary.

COMPULSORY TURNING FLAG (CTF)

In driving, a pair of markers used to define the required track of the Marathon course. Each CTF must be numbered consecutively within the section and placed so they are clearly visible to be passed with the red marker on the right and white on the left. Numbering shall be affixed to the right hand marker using the shapes and colours defined for each division (Article C960.5)

COMPETITION YEAR

The competition year is the calendar year.

COMPETITOR

The person entered in a competition as a rider, driver, vaulter or handler.

1. **Rider** – directs the movement of or controls the horse from a saddle.
2. **Driver** – directs the movement of or controls the horse from either the ground or on a vehicle using a lead, lunge or reins augmented by whip and voice as the primary aids.

3. Vaultler – performs gymnastic and dance exercises on the back of a moving horse. A vaultler is not a rider, as the horse’s movement is directed and controlled by a lunger using a lunge line, a lunge whip, and static side reins.
4. Handler – directs and controls the movement of the horse other than as specified above.

COMPLAINT

A formal submission in writing on the required form stipulated within the EC Discipline, Complaints and Appeal Policy setting out the details of an alleged complaint, violation, breach, or grievance.

CONFLICT OF INTEREST

A substantial appearance of a conflict of interest exists whenever others may reasonably infer from the given circumstances that a conflict exists. A conflict of interest is defined as any personal, professional or financial relationship, including, but not limited to, relationships of family members that could influence or be perceived to influence objectivity when representing or conducting business or other dealings for, or on behalf of EC. For example, a person is considered to be in conflict of interest if that person or that person’s family stands to benefit from a decision or from information obtained in the course of official duties and responsibilities which is not generally available to the membership or the public. See Chapter A14, Conflict of Interest Provisions.

CPC

Canadian Pony Club

DISMOUNTING

The deliberate departure of a person from the horse/carriage or the accidental leaving (falling off) of the horse/carriage .

DISQUALIFICATION

Disciplinary action, prohibiting a competitor and/or entry from any further participation for the duration of a competition, and usually requiring the forfeiture of all winnings and the loss of entry fees.

DIVISION

A grouping of entry based on competition criteria. Example: Training, Preliminary, Intermediate, Intermediate II, Advanced.

Blocks of FEI tests written by FEI and used by EC. Always prefaced by the abbreviation "FEI ...".

DRP

Dispute Resolution Path/Process

DRR

Dispute Resolution Request

EC DRESSAGE COMMITTEE

The National Committee responsible for the development of Dressage in Canada.

EC DRIVING COMMITTEE

The National Committee responsible for the development of driving in Canada.

EC EVENTING COMMITTEE

The National Committee responsible for the development of Eventing in Canada.

EC JUMPING COMMITTEE

The National Committee responsible for the development of the hunter, jumper and equitation divisions of equestrian sport in Canada.

EC NATIONAL PASSPORT

The EC national passport is for use in FEI CIM-level competitions within Canada by Canadian owned horses. Please note that Canadian owned horses competing outside of Canada will require an FEI Passport or FEI Recognition Card. Horses competing with the EC National Passport in FEI competitions must also have an annual FEI Registration. Horses competing in CI-level competitions or FEI competitions outside of Canada, must upgrade to an FEI Recognition Card.

EC PARA DRESSAGE COMMITTEE

The National Committee responsible for the development of Para Dressage in Canada.

EC

Equestrian Canada

EC/USEF RECIPROCAL AGREEMENT

An agreement between EC and USEF on the recognition and suspension of officials, amateur certification and jointly recognized competitions.

ELIMINATION

Exclusion from any further participation in the class in which the elimination occurs.

ENTRY

Horse or pony entered in competition, or, in equitation, horsemanship or reinsmanship classes, the rider or driver respectively.

ENTRIES

1. Applications to compete in an EC-sanctioned competition, which must be signed by an individual who holds a valid EC Sport Licence or member of the national federation of another country, excepting parents or guardians signing an entry for a junior. See Chapter A9, Entries.
2. Late entry. An entry made and accepted after the closing date of entries and before the commencement date of the competition.
3. Post-entry. An entry made after the commencement of the competition or after the closing of entries, depending upon the rules of each competition.
4. Regular entry. An entry made before the closing date for regular entries.

EQUESTRIAN CANADA (EC)

Equestrian Canada is the national governing body for all equine and equestrian sporting and recreational activities and interest (except racing) in Canada. If the name of EC changes at any time, any reference to EC will refer to its replacement name or organization.

EVENT

The entirety of activities, classes, competitions or combinations thereof, commencing and concluding as defined by the Organizer in the Prize List and which is covered by these rules. Also see “Competition”.

EVENT LOCATION

All lands used by the competitions comprising the event. The competition rings, arenas, warm-up areas, stabling, parking and all grounds available or used for an event or competition owned, leased or rented by the Organizing Committee for the purposes of holding an EC-sanctioned event.

EVENTING

EC rules for the discipline of Eventing, formerly called Combined Training, cover Horse Trials, Two-Day Events and Three-Day Events.

FALLS

Competitors are considered to have fallen when, either voluntarily or involuntarily, they are separated from their horse, which has not fallen, in such a way that they touch the ground or find it necessary, in order to get back into the saddle, to use some form of support or outside assistance.

1. A horse is considered to have fallen when at the same time both its shoulder and quarters have touched either the ground or the obstacle and the ground.
2. See also discipline/breed sport rules.

FEDERATION

For the purposes of these rules, the “Federation” means Equestrian Canada or the replacement organization should its name change.

FÉDÉRATION EQUESTRE INTERNATIONALE (FEI)

The Fédération Equestre Internationale is the international equestrian sport governing body, of which EC is a member.

FEES, NOMINATION AND START

1. **Nomination Fee.** A fee, usually non-refundable, which is levied by the competitions and, in some cases, organizations sponsoring special competitions such as futurities, to establish eligibility and intent to enter classes or divisions or special events. The fee constitutes a part of the total entry fee and allows the competitor the option to compete, usually upon payment of an additional fee, in the classes or divisions or special events for which the nomination fee was paid.
2. **Start Fee.** An additional fee levied by the competition applied to previously nominated entries and paid before commencement of a class. Payment of

the fee allows the entries to compete in the class for which they have been nominated.

FEI

See Fédération Equestre Internationale

FEI SCHEDULE

An official document approved by the FEI outlining relevant information of an Event, including but not limited to the dates and location of the Event, the dates by which entries must be received, the Disciplines in which Competitions will be held, the programme of Competitions, the categories, nationalities and other relevant details of invited Athletes and Horses, the stabling and accommodation available, the value of the prizes and their distribution, and any other relevant details.

FEI 1*2*3* 4* 5*

Categories of FEI sanctioned competition and certification classification of FEI Officials.

GATE

In driving: A pair of lettered or unlettered markers used in an obstacle to define the route.

GENERAL PERFORMANCE DIVISION

A multi-performance division open to all horses, with classes conducted according to the General Performance rules. See Section F, General Performance.

GOOD STANDING

Participants in good standing are individuals who hold sport licences with Equestrian Canada who have paid their current licence dues, are not currently suspended and/or are not subject to any form of disciplinary action as described in these rules.

GP

Grand Prix

GPS

In Dressage; Grand Prix Special

GPF

In Dressage; Grand Prix Freestyle

GROOM, ATTENDANT OR ASSISTANT

A person who assists a competitor.

GUEST CARD

A guest card is a temporary licence issued by EC for officials not listed in the current EC Officials Roster or not listed in the capacity or with the qualifications which the competition requires.

HAND

A hand is a unit of measurement that may be used to determine the height of a horse or pony. A hand measures four inches. Equines may also be measured in centimetres.

HANDLER

See “Competitor”.

HEADER

In driving; A groom or passenger, who “heads” a horse in a lineup in a driving class.

HEADGEAR STANDARDS

Protective headgear must be certified under one of the following standards: ASTM (American Society for Testing Materials)/SEI (Safety Equipment Institute, Inc.); BSI/BS EN (British Standards Institution); EN (European Union Standards); AS/NZS (Australian/New Zealand Standards); or CE VG1 01.040 2014-12 (provided they are BSI Kitemarked).

HORS CONCOURS

Non-competitive entry, entered in a competition with the permission of the organizing committee. Not eligible for any winnings at that competition from the time it performs hors concours. See discipline/breed sport rules.

HORSE

The term “horse” in this Rule Book, unless otherwise stated, denotes a horse, pony, mule, donkey, zebra or Very Small Equine (VSE). For competition purposes, a horse is over 14.2 hands high. For exceptions, see discipline/breed sport rules.

HORSE RECORDING

A Horse Recording is a digital identification document for horses competing at EC Silver, Gold and Platinum competitions. The purpose of a Horse Recording is to enable EC to create a database profile for every horse competing at EC-sanctioned competitions. This allows EC to:

- Track the number of competitions, and classes per competition, that a horse is entered in to protect horse welfare.
- Record competition results to aid owners in the marketing and sale of horses, and to identify successful bloodlines.
- Assist in horse identification and safeguard against horse misrepresentation.
- Track eligibility of all horses and ponies, and record official pony measurements, to ensure fair play.
- Accurately track horses throughout their lifetime, regardless of ownership and/or horse name changes.

I1

In Dressage; abbreviation for the Intermediate 1test

I2

In Dressage; abbreviation for the Intermediate 2 test

IMMEDIATE FAMILY / FAMILY

The words “immediate family” and “family” include the following: husband, wife, spouse, common law, same- or opposite-gender partner, parent, child, step-child, brother, sister, half-brother and sister, step-brother and sister, in-laws of the same relation stated above, grand-parents and grand-children, unless otherwise stipulated in discipline/breed sport rules.

JR

Junior

JUDGING PANEL

Two or more judges on the ring at the same time

JUNIOR/YOUTH

1. Except as modified by discipline/breed sport rules, individuals are juniors until the end of the calendar year in which they reach the age of 18.
2. Junior “A”. Riders/drivers are classified as Junior “A” from the beginning of the calendar year in which they turn 16 until the end of the calendar year in which they turn 18.
3. Junior “B”. Riders/drivers are classified as Junior “B” from the beginning of the calendar year in which they turn 13 until the end of the calendar year in which they turn 15.
4. Junior “C”. Riders/drivers are classified as Junior “C” such until the end of the calendar year in which they turn 12.

In Western classes, individuals are youths until the end of the calendar year in which they turn 19. See also discipline/breed sport rules.

JURY

For the purposes of these rules, a jury is deemed to be one judge or any number of judges as required by the class or event rules.

LAMENESS CATEGORIES

Grade I: is defined as lameness difficult to observe. Not consistently apparent regardless of whether the horse is circling, going up or down a hill, trotting on a hard surface, etc.

Grade II: is defined as lameness difficult to observe at a walk or trot on a straight line.

Grade III: is defined as a consistently observable lameness at a trot.

Grade IV: is defined as an obvious lameness with marked nodding.

Grade V: is defined as minimal weight bearing on one leg, or inability to move.

In endurance; Grades III to V are automatically excused from BC judging; Grades I and II usually are not. The “soundness” score should reflect the

significance of the gait impairment as well as the degree of impairment at that moment. A horse that merely has a peculiar way of going may appear slightly "off" so it is very important for the vet to have made notes, whether mental or otherwise, about how each horse moved at the pre-ride exam.

LESSEE

An individual or group of individuals leasing a horse; to be official the lease must be registered with EC..

LEVEL

Blocks of EC national Dressage tests written by the USEF and used by EC. Refers to Training through Fourth Level and all Freestyles.

"M"

Medium (Judge or Steward)

MEMBER

Members of Equestrian Canada, including Category A, Category B and Category C members; see Equestrian Canada Bylaws, Article 3 – Membership. The term “member” may also be used in these rules to refer to a member of an organization such as FEI / USEF. See also Registered Participant

NATIONAL CHAMPIONSHIPS

Any national competition may apply for National Championships through the EC National Office and pay the required fees.

NATIONAL FEDERATION (NF)

The national sport governing body of a country, which is a member of the FEI.

NATIONAL OFFICE (EC)

The administrative office of EC.

NATIONAL ORGANIZATION

A Canadian equine or equestrian society or organization, which has objectives and aims with Canadian scope, is registered in Canada, has a Canadian head office and a Canadian Board of Directors.

NF

See National Federation

O

Open

OFFICIALS

Officials, including judges, stewards, course designers and technical delegates, who are recognized and certified by Equestrian Canada to officiate at EC-sanctioned competitions.

PARTICIPANT

Any person involved with, competing in, taking part in, in any capacity with regards to the said event. Said “event” is not restricted to competition and could include but is not limited to clinics, shows, competitions, demonstrations and training sessions. See also Registered Participant.

PARTICIPATING PTSO

A Provincial or Territorial Sport Organization that has a current Affiliation Agreement with Equestrian Canada to provide various services and products and represents the aims and objectives of the national federation in its region.

PERSON(S) RESPONSIBLE

The Person(s) responsible (PR) for a horse must be an adult who has, or shares responsibility for the care, training, custody, and performance of the horse and who has official responsibility for that horse under EC Rules. The PR is liable under the penalty provisions of the applicable EC Rules for any rule violations.

Every entry form for an EC sanctioned competition must identify the PR and be signed by the PR.

The Person(s) responsible is ultimately responsible for the condition, fitness and management of the horse and is alone responsible for any act performed by themselves or by any other person with authorized access to the horse in the stables, elsewhere on the grounds, or while the horse is being ridden, driven or exercised.

A: For adult entries into EC sanctioned competitions the PR shall be either the trainer, the owner of the horse or the competitor who rides or drives the horse during the EC sanctioned competition.

B: For Junior entries into EC sanctioned competitions the Junior competitor cannot be the PR. For Junior entries the PR may be either the trainer, the owner of the horse, or a parent/guardian of the Junior competitor.

PONY

1. Ponies are animals that do not exceed 14.2 hands, unless otherwise specified in discipline/breed sport rules.
2. “A” ponies exceed 13.2 hands but do not exceed 14.2 hands
3. “B” ponies exceed 12.2 hands but do not exceed 13.2 hands
4. “C” ponies do not exceed 12.2 hands

PRIZE LIST

Required for all EC-sanctioned competitions. A publication which serves as an invitation to compete and provides all information required by the officials and the competitors in the competition. See Chapter A6, Prize Lists and Entry Forms.

PRIZE MONEY

Includes bonus money, cash, or gift cards/certificates, and exhibition class prize money.

PROTECTIVE HEADGEAR

1. Protective headgear must be:
 - a) approved by an accredited certification organization (HEADGEAR STANDARDS).
 - b) properly fitted; and
 - c) securely fastened by a permanently affixed safety harness.
2. Any competitor may wear approved protective headgear in any division or class without penalty from the judge.
3. Equestrian Canada makes no representation or warranty, expressed or implied, about any approved protective headgear. Equestrian Canada cautions riders and Athletes that serious injury or death may result despite wearing such headgear, as all equestrian sports involve inherent risk, and no protective headgear can protect against all foreseeable injury.

PROTECTIVE VEST (BACK PROTECTORS)

1. Protective vest must be:
 - a) properly fitted; and
 - b) securely fastened.
2. Any competitor may wear a protective vest in any division or class without penalty from the judge.
3. Equestrian Canada makes no representation or warranty, expressed or implied, about any protective vest and does not imply protective vests may protect against all foreseeable injury.

PROTEST

A formal process, expressed in writing, to the Competition Organizing Committee (OC) to lodge a dispute, disagreement or grievance regarding the conduct of the EC-sanctioned competition or an alleged rule or policy violation on the part of the OC or official(s) at an EC-sanctioned competition. See Article A1204 – Filing a Protest.

PROVINCE (PARTICIPATING PTSO)

For the purposes of these rules, the term “Province” refers to the Provincial or Territorial Equestrian Sport Organization,

PSG

In Dressage; Prix St. Georges

PTSO

Provincial/Territorial Sports Organization (provincial or territorial organization overseeing equestrian activities)

“R”

Recorded (Judge)

RAPPING

The term “rapping” is construed to include all of the artificial techniques intended to induce a horse to jump higher or more carefully in competition. It is not practical to list every possible means of rapping, but in general it consists of the competitor — and/or dismounted assistants, for whose behavior the competitor is responsible — either hitting the horse’s legs manually with something (no matter with what or by whom) or deliberately causing the horse to hit something itself, whether by building fences too large and/or too wide, setting false ground lines, placing trot poles or elements of a combination at a false distance, intentionally pushing the horse into a fence or otherwise making it difficult or impossible for the horse to negotiate the practice obstacle without hitting it.

RECORDED WARNING

An alternative to other options in the EC legal system, (eg. Fines or disqualification) and is for cases of minor offenses, including behaviour that should not be repeated and that does not warrant a more severe penalty, including a Yellow Warning Card.

REGISTERED LEASE

A lease registered with EC or the FEI. See Article A818, Registered Leases.

REGISTERED PARTICIPANT

Any Person registered with Equestrian Canada, including Sport Licence Holders, and paying dues to obtain some benefit from Equestrian Canada. Registered Participant status is included with a PTSO membership.

REMUNERATION

For the purposes of these rules, remuneration is defined as any payment, either in cash or in kind, with the exception of gifts of token value. Remuneration does NOT include:

- a) payment made to any competition official
- b) reimbursement for expenses without profit
- c) winnings paid to a horse’s owner

RULE BOOK/RULES

“Rule Book” refers to the Rules of Equestrian Canada and all its parts. “Rules” refer to the rules and regulations of EC contained in the Rule Book.

“S”

Senior (Judge or Steward)

SCHOOLING

The act of preparing or exercising a horse prior to or between competition rounds, which may include flatwork, jumping, or other permitted training activities. Schooling may take place in designated schooling areas, competition rings (when authorized), or other approved spaces under the supervision of competition officials. All schooling must be conducted in accordance with Equestrian Canada rules, with attention to horse welfare, safety, and fair sport.

SCHOOLING AREA

A designated space provided at a competition venue for the purpose of allowing competitors to warm up and prepare their horses prior to entering the competition ring.

Schooling areas must be safe, clearly marked, and managed in accordance with the discipline-specific rules. They may include warm-up rings, lungeing areas, and any other spaces explicitly permitted by the Organizing Committee for horse preparation. All schooling areas fall under the jurisdiction of the competition and must comply with Equestrian Canada safety standards and horse welfare policies.

SENIOR

Individuals are adults or seniors from the beginning of the calendar year in which they reach the age of nineteen. For FEI rules visit www.fei.org

SHOWN AND JUDGED

To be “shown and judged” in a class, an animal must perform the prescribed routine and must remain in the ring until excused by the judge.

SOCIAL MEDIA BRAND AMBASSADOR

A Social Media Brand Ambassador is a social media user who spreads the word about a company/brand or its products by posting about them on social media and promoting them to their unique social audience.

SOCIAL MEDIA INFLUENCER

A Social Media Influencer is an individual who has built a reputation for their knowledge and content creation on a specific topic. They make regular posts about that topic on their preferred social media channels and generate large followings of enthusiastic, engaged people who pay close attention to their content.

SOUNDNESS

Must be serviceably sound. See also Unsoundness.

SPORT LICENCE

EC Sport Licences are required by competitors, owners or lessees, and individuals/corporations accepting responsibility for entries in EC-sanctioned competitions.

START OF A COMPETITION

The official start of a competition relates to the same day that officials are required to be on duty. For exceptions, see discipline/breed sport rules.

SUITABILITY

Suitability (rider-to-horse combination):

The appropriateness of a competitor’s size, weight, balance, and ability relative to the horse or pony, such that it does not compromise the animal’s welfare, soundness, safety, or performance. Officials may consider factors such as the competitor’s height and weight in proportion to the horse, competitor skill level, and the horse’s build, fitness, and observable reaction under saddle.

SUSPENSION

Disciplinary action resulting in the suspension of a horse and/or owner, lessee, rider, driver, handler or any other responsible party from further participation in EC-sanctioned competition until the term of the suspension has expired.

TRAINER

An adult who has the responsibility for the care, training, custody and performance of the horse.

TROPHY

1. Challenge Trophy - A challenge trophy has to be won a specified number of times for outright possession.
2. Perpetual Trophy - A perpetual trophy remains in the possession of the winner for a period of 11 months, at the end of which time it is to be returned to the competition organizing committee. A replica may be given instead of a perpetual trophy.

TURNOUT

In driving; The assemblage including the Athlete (Athlete), required groom(s), horse(s) with harness and carriage appropriate to the competition. Description includes configuration – single, pair, tandem, unicorn or four-in-hand. Examples: Horse single; pony pair; VSE unicorn; Small pony tandem

UNSOUNDNESS

Unsoundness is:

- a) consistently observable at any gait under all circumstances;
- b) marked nodding, hitching or shortened stride; or
- c) minimal weight-bearing in motion and/or rest and inability to move.
- d) Any manifestation of pain, inability, disability or deformity in the act of motion is considered an unsoundness.

UNITED STATES EQUESTRIAN FEDERATION (USEF)

The equestrian sport governing body of the United States.

USDF

United States Dressage Federation.

USEF

United States Equestrian Federation

VALID SPORT LICENCE

A Sport Licence is considered valid when it is current and the holder is in good standing.

VETERINARIAN

Veterinarian: the veterinarian must be licensed to practice in the province/territory in which the competition is being held or in the home province/territory of the horse that is in competition and owner of or employed by a practice that is approved by its province/territory to participate in equine practice.

VIOLATION

For the purpose of these rules, a violation is deemed to be any act prejudicial to the interests of EC. See Article A1207 – Violations.

WINNINGS

All ribbons, prizes, prize money, trophies and points won by a horse.

YELLOW WARNING CARD

An alternative to other options in the EC legal system, (eg. Recorded warning, fines or disqualification) and is for cases of misconduct that is not a minor offense but not severe enough to warrant formal disciplinary action by EC violations deemed to be minor in nature.

YR

Young Rider

YOUNG RIDER/DRIVER

Young riders/drivers are such from the beginning of the calendar year in which they reach the age of sixteen until the end of the calendar year in which they reach the age of 21.

METRIC CONVERSION

<u>WHEN YOU KNOW</u>	<u>MULTIPLY BY</u>	<u>TO FIND</u>
Hands	4.....	inches
Inches.....	2.54.....	Centimeters
Centimeters.....	0.3937.....	Inches
Yards.....	0.9.....	Meters
Meters.....	3.281.....	Feet
Feet.....	0.3048.....	Meters
Miles.....	1.609.....	Kilometers
Kilometers.....	0.6214.....	Miles
Pounds.....	0.4536.....	Kilograms
Kilograms.....	2.205.....	Pounds

INDEX (BY ARTICLE)

Advertising and Sponsors Logos	Chapter 16
<u>Arena Advertising</u>	<u>ART E 16.1</u>
<u>Equipment and Clothing.....</u>	<u>ART E 16.2</u>
7	
<u>Saddle Pads and Clothing.....</u>	<u>ART E 167.2</u>
Aids & Position of the <u>athleterider</u>	ART E 1.20
Amateur Category.....	ART E 3.34, E 3.34.2
<u>Amateur Card.....</u>	<u>ART E 3.4.2</u>
<u>Cross Entering.....</u>	<u>ART E 7.11.8.2</u>
<u>Two Fees/One Test</u>	<u>ART E 7.1.4, E 7.10.5</u>
<u>Annex 1, FEI.....</u>	<u>Page 116</u>
<u>Annex 2, Glossary.....</u>	<u>Page 118</u>
<u>Appeals</u>	<u>Chapter 19</u>
Approved Headgear	ART E 4.0
Arena	ART E <u>3.12, E 37.22+2</u>
<u>Arena Advertising.....</u>	<u>ART E 167.1</u>
<u>Diagram.....</u>	<u>ART E 7.32</u>
<u>Distance Around.....</u>	<u>ART E 7.12.17, E 7.12.18</u>
<u>Distance Between.....</u>	<u>ART E 7.12.19</u>
Footing—.....	ART E <u>37.132-9, E 37.141-2.10, E 4.12.1</u>
<u>Fence/Enclosure.....</u>	<u>ART E 37.12.12, E 7.12.15, E 7.12.16</u>
<u>Gate</u>	<u>ART E 37.12.13, E 7.12.14, E 7.12.15</u>
<u>Judges Positions.....</u>	<u>ART E 37.17.19</u>
<u>Letters</u>	<u>ART E 37.12.21, E 7.12.14</u>
<u>Limited Space.....</u>	<u>ART E 37.145</u>
<u>Practice Arena</u>	<u>ART E 7.16</u>
Size ART E <u>37.227</u>	
<u>Warmup Use Prior to Competition.....</u>	<u>ART E 37.11.122-1, E 3.12</u>
<u>Authorization to Compete in FEI Competitions.....</u>	<u>Annex 1</u>
<u>Awards and Scoring, Non-Championship Competitions.....</u>	<u>ART E 9.9, E 9.10</u>
Background Music	ART E <u>37.10.1</u>
Bandages/Boots.....	ART E <u>44.10, E 4.11.0, E 4.12, E 4.11</u>
Bits	ART E <u>4.4,</u>
<u>E 4.5</u>	
<u>3 — Dr. Bristol definition</u>	<u>ART E 4.3.2</u>
<u>Bridoon — ART E 4.3.8, E 4.4.1</u>	
<u>Curb</u>	<u>ART E 4.3.8, E 4.4.1</u>
<u>Diagrams ART E 4.4, E 4.4.1</u>	
<u>Snaffle — ART E 4.3.3, E 4.3.6, E 4.3.10, E 4.3.11, E 4.4</u>	
<u>Locking Snaffles.....</u>	<u>ART E 4.3.3</u>
<u>Number of joints allowed.....</u>	<u>ART E 4.3.10</u>
<u>Rotating mouthpiece.....</u>	<u>ART E 4.4.7</u>

<u>Blind Horses</u>	<u>ART E 7.11.4.3</u>
<u>Blind Ponies</u>	<u>ART E 7.11.5.5</u>
<u>Braided Manes</u>	<u>ART E 4.21.10</u>
<u>Breastplates</u>	<u>ART E 4.10 C9C.1</u>
<u>Bridles</u>	<u>ART E 4.32, E 4.3.1, E 4.3.2</u>
<u>Bits and diagrams</u>	<u>ART E 4.3, E 4.4, E 4.4.1</u>
<u>Bridle Definition</u>	<u>ART E 4.2</u>
<u>Double bridles</u>	<u>ART E 4.2.2, E 4.2.4</u>
<u>Nosebands</u>	<u>ART E 4.2.3</u>
<u>Poll Relief Bridle</u>	<u>ART E 4.2</u>
<u>Snaffle</u>	<u>ART E 4.2.1</u>
<u>Required at Each Level</u>	<u>ART E 4.2.1, E 4.2.2</u>
<u>Tightness of nosebands</u>	<u>ART E 4.2.2</u>
<u>Broken Equipment (Time Out)</u>	<u>ART E 4.14</u>
<u>Bronze Competitions</u>	<u>ART E 3.0 (Chart), E 4.1.4</u>
<u>Bucking Straps</u>	<u>ART E 4.9C.1</u>
<u>Calling Tests</u>	<u>ART E 9.1, E 6.10, E 7.6</u>
<u>Calling Forbidden</u>	<u>ART E 9.1.7</u>
<u>Dress Code</u>	<u>ART E 9.1.3</u>
<u>Hearing Impaired</u>	<u>ART E 9.1.4</u>
<u>Personal Electronic devices</u>	<u>ART E 9.1.4</u>
<u>Canadian Citizens/Permanent residents</u>	<u>ART E 7.23.5, E 7.25.10</u>
<u>Canter</u>	<u>ART E 1.6</u>
<u>Round and Low</u>	<u>ART E 2.4</u>
<u>Categories of <u>Recompetitor</u>rider</u>	<u>ART E 3.34</u>
<u>Amateur</u>	<u>ART E 3.34.2</u>
<u>Dressage seat medal</u>	<u>ART E 8.4</u>
<u>Competitors with physical and/or visual impairment (Para-Equestrians)</u>	<u>ART E 4.1.6</u>
<u>Eligibility to Compete</u>	<u>ART E 3.4</u>
<u>Junior</u>	<u>ART E 3.34.3</u>
<u>Open</u>	<u>ART E 3.34.1</u>
<u>Categories of Stewards</u>	<u>ART E 16.6</u>
<u>Canadian Equestrian Team Crest</u>	<u>ART E 4.2.131.13</u>
<u>Champions at Non-Championship Competitions</u>	<u>ART E 9.8.10</u>
<u>Championships Competitions (Gold and Silver)</u>	<u>Chapter 7</u>
<u>General</u>	<u>ART E 7.1</u>
<u>Officials</u>	<u>ART E 7.2</u>
<u>Schooling of Horses</u>	<u>ART E 7.3</u>
<u>Whips</u>	<u>ART E 7.4</u>
<u>Tack Check</u>	<u>ART E 7.5</u>
<u>Calling / Commanding Tests</u>	<u>ART E 7.6</u>
<u>Ribbons, Prizes and Championship Titles</u>	<u>ART E 7.7</u>
<u>Arena Size for Specific Tests</u>	<u>ART E 7.8</u>
<u>Gold Provincial / Gold Regional Championships</u>	<u>ART E 7.9</u>
<u>Gold National Championships</u>	<u>ART E 7.10</u>
<u>Silver Provincial Championships</u>	<u>ART E 7.11</u>
<u>Silver and Gold Championships Competitions Conditions of Entry</u>	<u>ART E 7.12</u>
<u>Reference Chart for Tests Offered at Gold Championships</u>	<u>ART E 7.13</u>

Reference Chart for Tests Offered at Silver Championships.....	ART E 7.14
Test of Choice	ART E 7.15
Conditions of Entry.....	ART E 7.25
Establishing Champions.....	ART E 7.25.6
Freestyle Champions.....	ART E 7.25.9
Minimum Score.....	ART E 7.25.11
Schooling of Horses	ART E 7.11.12.3
Championships (Gold).....	ART E 7.23
Citizenship (Residency) Requirements	ART E 7.23.5, E 7.9, E 7.10, E 7.12
Combined Categories.....	ART E 7.23.13
Conditions of Entry.....	ART E 7.125
EC Dressage Committee Approval.....	ART E 7.23.7
Freestyle Chart.....	ART E 7.27
Gold Provincial Awards.....	ART E 7.23.6
Officials Required.....	ART E 7.230
Ownership Requirements.....	ART E 7.23.5
Prize Money.....	Chapter 3, ART 3, ART E 7.23.6
Qualifying.....	ART E 7.23.12, E 7.25.1, E 7.25.2
Regional Championships.....	ART E 7.23.3, E 7.23.8, E 7.23.9
Tests Chart.....	ART E 7.1326, E 7.14
Championships (Silver).....	ART E 7.24
Combined Categories.....	ART E 7.24.7
Freestyle Chart.....	ART E 7.29
Officials Required.....	ART E 7.30
PTSO/EC Dressage Committee Approval.....	ART E 7.24.2
Qualifying.....	ART E 7.24.4, E 7.25.1, E 7.25.2
Split Championships.....	ART E 7.24.5
Tests Chart.....	ART E 7.28
Change of Leg	
Flying Change.....	ART E 1.6.4.8
Simple Change.....	ART E 1.6.4.7
Through Trot.....	ART E 2.3
Changes of Direction	ART E 1.10
Chapter 6 – Para Dressage	Chapter 6
Child athlete (FEI).....	ART E 3.4.4
EC Junior	ART E 3.4.3
Class Breaks/Footing Maintenance.....	ART E 37.13
Classification - , Para Dressage.....	ART E 6.246
Collection.....	ART E 1.19
Collective Marks.....	ART E 6.13, 9.69.1, E 9.79.3, E 9.9.4
Collective Marks, Para Dressage.....	ART E 6.6
Combined Training Dressage Tests (Eventing).....	ART E 7.6, E 14.7
Commanders and Callers - , Para Dressage.....	ART E 6.1044
Competitions.....	Chapter 3
Competition Requirements, Levels & Officials	ART E 3.0
EC Sport Licence	ART E 3.1
Horse Recordings and Identification Documentation.....	ART E 3.2
Categories and Eligibility to Compete	ART E 3.3

Open	ART E 3.3.1
Amateur	ART E 3.3.2
Junior	ART E 3.3.3
FEI Age Limitations	ART E 3.3.4
Conflict of Interest.....	ART E 3.4
Concurrent Competitions.....	ART E 3.5
Tests	ART E 3.6
Purpose of Tests	ART E 3.7
Miscellaneous Classes.....	ART E 3.8
Equivalencies – EC/FEI Tests	ART E 3.9
Competition Management	ART E 3.10
Conditions of Participation.....	ART E 3.11
Horse Recordings Documentation	ART E 3.11.1
Competition Number	ART E 3.11.2
Non-Competing Horses	ART E 3.11.3
Horses.....	ART E 3.11.4
Ponies	ART E 3.11.5
Stallions	ART E 3.11.6
Dangerous / Unfuly Horses.....	ART E 3.11.7
Cross Entering and Number of Riders Allowed.....	ART E 3.11.8
Maximum Number of Levels/Tests/Classes Per Horse Per Day..	ART E 3.11.9
Substitutions	ART E 3.11.10
Hors Concours.....	ART E 3.11.11
Warmup/Schooling or Horses/Ponies	ART E 3.11.12
Retirement Ceremonies	ART E 3.11.13
Competition Arena	ART E 3.12.3.11.14
Class Breaks/Footing Maintenance.....	ART E 3.13.12
Indoor/Outdoor Arenas – Limited Space.....	ART E 3.14.13
Lungeing.....	ART E 3.15.14
Officials Required.....	ART E 3.16.15
Judges’ Position.....	ART E 3.17.16
Judges’ Booths.....	ART E 3.18.17
Paper Scoring, Judges’ Scribe, Paperless Scoring and Marking...	ART E 3.19.18
Protocol	ART E 3.20.19
Test of Choice.....	ART E 3.21.20
Arena Diagrams	ART E 3.22.21
Competing in a Different Grade – Para Dressage.....	ART E 6.43
Competition Arena	ART E 3.12, E 3.22ART E 7.7, E 7.12, E 7.14, E 7.32
Competition Sanctioning Level and Requirements & Officials Classification	
ART E 3.0 (Chart)	
Competition Levels (Definitions)	ART E 7.5.2
Competition Management	Chapter 3, ART E 3.10, Chapter 7
Classification & EC Sport Licence Requirements	ART E 37.1
Background Music.....	ART E 37.10.1
Conflict of Interest.....	ART E 37.4, E 15.2, E 15.50
Licence/Cross Entering & no. of athletes	ART E 37.11.8
Number of Rides / Tests Per Day	ART E 3.11.8, E 3.11.9
Two Fees/One Test	ART E 7.1.4, E 7.10.5
Competition Number	ART E 37.11.2

Non-Competing Horse	ART E 37.11.3
Competitions (Non-Championship)	
Champion & Reserve	ART E 9.810.4
Cross Entering	ART E 37.11.8
Dividing Classes	ART E 7.2
Freestyle Scoring	Chapter 10 , ART E 10.4
Hors Concours	ART E 37.11.11
Maximum Levels/Tests/Classes Pper Hhorse Pper Dday	ART E 37.11.9
Minimum Percentage	ART E 9.79.8
Officials Required	ART E 3.0 (Chart) , ART E 3.167.18 , E 7.30
One Horse Class	ART E 3.219.9.10
Permitted Classes	ART E 3.0 (Chart)
Returning Tests to Competitors	ART E 9.8
Scoring and Placing	ART E 9.9 Chapter 9
Substitutions	ART E 37.11.10
Ties	ART E 6.169.9.4 , E 9.79.5 , E 10.49.9.6 , E 11.109.10.5 , E 10.4.8
Competition Organization Chart	ART E 3.0 (Chart)
Championships	ART E 7.23, E 7.24 to E 7.25 Chapter 7 , ART 3.0 (Chart)
Days of operation	ART E 3.0 (Chart)
Bronze, Silver, Gold	ART E 3.0 (Chart)
Drug Fees	ART E 3.0 (Chart)
EC Medication Control	ART E 3.0 (Chart)
EC Rules	ART E 3.0 (Chart)
EC Sport Licence	ART E 3.0 (Chart) , E 3.1
Horse I.D.	ART E 3.0 (Chart) , E 3.23
Horse Licence	ART E 3.0, E 3.2
Insurance	ART E 3.0 (Chart)
Miscellaneous Classes	ART E 3.0 (Chart) , ART 3.8
Officials	ART E 3.0 (Chart) , ART E 3.16 , Chapter 15 , Chapter 16
On Site Medical/Emergency Plan	ART E 3.0 (Chart) , ART E 4.2.7
Permitted Classes	ART E 3.0 (Chart)
Provincial Sport Organization membership	ART E 3.0 (Chart)
Results Reporting	ART E 3.0 (Chart) , E 9.9.12
Ring Size	ART E 3.0 (Chart) , E 3.227.7
Test User Fees	ART E 3.0 (Chart) , E 3.67.4
Veterinarian	ART E 3.0 (Chart) , E 11.7
CompetitorRiders	
Conditions of Participation	ART E 3.0 (Chart), ART 3.11
Equitation (Rising Stars)	ART E 8.4 Chapter 8
Concurrent Competitions	ART E 3.57.3 , E 7.23.2 , E 7.24.2
Conditions of Participation	ART E 3.0 (Chart) , ART E 37.11
Conditions of Participation - 5 Para Dressage	ART E 3.0 (Chart) , ART E 6.2
Conflict of Interest	
AthleteRiders	ART E 3.4 ART E 7.0
Judges	ART E 15.215.1
Scribes	ART E 7.21.7
Stewards	ART E 15.56.1
Copyright - Dressage Tests	ART E 3.67.4.3
Counter Canter	ART E 1.6.4.6
Cross Entering	ART E 3.11.8 ART E 7.11.8

Cruppers	ART E 4.109.C.1
Curb Bits	ART E 4.43, E 4.54.1
Curb Chains/coverings	ART E 4.3.24.1, E 4.3.4
<u>Lip Straps</u>	<u>ART E 4.4.1</u>
Dangerous/Unruly Horses	ART E 37.11.7
Diagrams	
Arena letters	ART E 3.227.32
Breed Classes Triangle	ART E 11.8
Double Bridle	ART E 4.32.4
Double Bridle Bits	ART E 4.54.1
Dressage Saddle	ART E 4.6
<u>Lateral Movements</u>	<u>ART E 1.12, E 1.14</u>
<u>Micklem Bridle</u>	<u>ART E 4.2</u>
Nosebands	ART E 4.32.3
<u>Side-Saddle</u>	<u>ART E 4.75.1.1</u>
Side Saddle Dress	ART E 5.1.18
Snaffle Bits	ART E 4.54
Dismounting	ART E 9.4
Disqualification	ART E 9.5, E 3.11.26
Distance Around and Between Arenas	ART E 7.12.17, E 7.12.18, E 7.12.193.22
<u>Dividing Classes</u>	<u>ART E 7.2</u>
Double Bridle	ART E 4.3.42.2, E 4.2.4, E 4.9.A.6

Dress, Saddlery and Equipment.....Chapter 4

<u>Safety Headgear</u>	<u>ART E 4.0</u>
<u>Safety Vests</u>	<u>ART E 4.1</u>
<u>Dress for EC Sanctioned Competitions</u>	<u>ART E 4.2</u>
<u>FEI Tests Junior to Grand Prix (Silver and Gold)</u>	<u>ART E 4.2.1</u>
<u>FEI Tests Children and Pony (Silver and Gold)</u>	<u>ART E 4.2.2</u>
<u>FEI Para Dressage Tests</u>	<u>ART E 4.2.1</u>
<u>National Para Dressage Tests</u>	<u>ART E 4.2.3</u>
<u>Introductory to Fourth Level, Plus Para, Young Horse, Misc.</u>	<u>ART E 4.2.3</u>
Introductory to Fourth, Para, Misc. ART	E 4.2.4 Dress
<u>Chapter 4</u>	
<u>Military Uniforms</u>	<u>ART E 4.2.5</u>
<u>Riders with Physical and or Visual Impairments</u>	<u>ART E 4.2.6</u>
<u>Extreme or Inclement Weather</u>	<u>ART E 4.2.7</u>
<u>Spurs</u>	<u>ART E 4.2.8</u>
<u>Riders with Long Hair</u>	<u>ART E 4.2.9</u>
<u>Braiding Manes and Decorations</u>	<u>ART E 4.2.10</u>
<u>Medical Dispensation for Short Term Injury</u>	<u>ART E 4.2.11</u>
<u>Ribbon & Award Presentations</u>	<u>ART E 4.2.12</u>
<u>Canadian Equestrian Team Crest</u>	<u>ART E 4.2.13</u>
<u>Bridles, Saddlery and Equipment</u>	<u>ART E 4.3</u>
<u>Snaffle Bridle</u>	<u>ART E 4.3.1</u>
<u>Double Bridle</u>	<u>ART E 4.3.2</u>
<u>Permitted Nosebands</u>	<u>ART E 4.3.3</u>
<u>Example of Double Bridle (Diagram)</u>	<u>ART E 4.3.4</u>
<u>Bits and Diagrams</u>	<u>ART E 4.4</u>

Approved Saffle Bits.....	ART E 4.5
Approved Double Bridle Bits.....	ART E 4.5.1
Tongue Tie.....	ART E 4.6
Saddles.....	ART E 4.7
Stirrups.....	ART E 4.8
Whips.....	ART E 4.9
Miscellaneous Equipment.....	ART E 4.10
Boots and Bandages.....	ART E 4.11
Muddy Footing Conditions.....	ART E 4.12
False Tails and Extensions.....	ART E 4.13
Pulled Shoe/Broken Equipment.....	ART E 4.14
Tack Check.....	ART E 4.15
Approved Headgear.....	ART E 4.00
Safety Vest.....	ART E 4.1
Awards Presentations.....	ART E 4.1.12
Braiding Manes.....	ART E 4.1.10
Bronze Competitions.....	ART E 4.1.4
Callers.....	ART E 9.1.3
CompetitorRiders Wwith a Pphysical and/orand, or Vvisual limppairment (Para Dressage Athletes).....	ART E 4.21.6
Equitation/Medal Classes.....	ART E 8.5
Extreme or Inclement Weather Conditions.....	ART E 4.21.7
FEL 4 year old.....	
ART E 4.2.3 Chapter 13	
FEL Children and, FEL Pony, FEL Junior.....	ART E 4.21.2
FEL Levels (JuniorYR to Grand Prix).....	ART E 4.21.1
Gold and Silver Competitions (Introductory _to Fourth Level).....	
ART E 4.21.3, E 4.2.4	
Long Hair.....	ART E 4.21.9
Medical Dispensations.....	ART E 4.21.11
Hearing Impaired.....	ART E 4.9.8
Military Uniforms.....	ART E 4.21.5
FEL Para Dressage Tests.....	ART E 4.2.11.6
National Para Dressage Tests.....	ART E 4.2.36.11
Protective Headgear.....	ART E 4.0
Safety Vests.....	ART E 4.0.1
Sidesaddle.....	Chapter 5 ART E 5.8
Silver Competitions and Championships (Introductory to Fourth Level).....	ART E 4.1.3
Sport Horse Breeding Classes.....	ART E 11.5.5, E 11.5.6
Spurs.....	ART E 4.21.8
Dressage Sport Horse Breeding Classes.....	Chapter 11
General Regulations.....	ART E 11.1
Definitions.....	ART E 11.2
Handlers, Asst. Handler.....	ART E 11.2.7, E 11.2.8
Classes.....	ART E 11.3
Group.....	ART E 11.3, E 11.8.2

<u>In Hand</u>	ART E 11.3, E 11.8
<u>Under Saddle</u>	ART E 11.3.3, E 11.5.6, E 11.8.3
<u>Entries</u>	ART E 11.4
<u>Memberships</u>	ART E 11.4.4
<u>Equipment and Turnout</u>	ART E 11.5
<u>Bandages</u>	ART E 11.5.3
<u>Braiding</u>	ART E 11.5.1
<u>Bridles</u>	ART E 11.5.2
<u>Dress</u>	ART E 11.5.5, E 11.5.6, Chapter 4
<u>Saddlery</u>	ART E 11.5.6, Chapter 4
<u>Whips</u>	
<u>ART E 11.5.4</u>	
<u>General</u>	ART E 11.6
<u>Scribes</u>	ART E 11.6.2
<u>Competition Veterinarian</u>	ART E 11.7
<u>Conduct of Class</u>	ART E 11.8
<u>Foals</u>	ART E 11.8.4
<u>Judging Specifications</u>	ART E 11.9
<u>Conformation</u>	ART E 11.9.6
<u>Gaits</u>	ART E 11.9.7
<u>Group</u>	ART E 11.9.3, E 11.8.2
<u>In Hand</u>	ART E 11.9.1, E 11.8.1
<u>Under Saddle</u>	ART E 11.9.2
<u>Unsoundness</u>	ART E 11.9.8
<u>Judging Procedure</u>	ART E 11.10
<u>Ties</u>	ART E 11.10.4
<u>Scoring</u>	ART E 11.10.3, E 11.10.4, E 11.10.5
<u>Classes</u>	ART E 11.3
<u>Championship</u>	ART E 11.3.2b, E 11.9.5
<u>Foals</u>	ART E 11.8.4
<u>Group</u>	ART E 11.3.2a, E 11.8.2
<u>In Hand</u>	ART E 11.3.1, E 11.3.2, E 11.8.1, E 11.8.2
<u>Under Saddle</u>	ART E 11.3.3e, E 11.5.6, E 11.8.3
<u>Conduct of Classes</u>	ART E 11.8
<u>Definitions</u>	ART E 11.2
<u>Entries</u>	ART E 11.4
<u>Equipment & Turnout</u>	ART E 11.5
<u>Bandages</u>	ART E 11.5.3
<u>Braiding</u>	ART E 11.5.1
<u>Bridles</u>	ART E 11.5.2
<u>Dress</u>	ART E 11.5.5, E 11.5.6, Chapter 4
<u>Saddlery</u>	ART E 11.5.6, Chapter 4
<u>Whips</u>	ART E 11.5.4
<u>General Regulations</u>	ART E 11.1, E 11.6
<u>Handlers, Asst. Handler</u>	
<u>ART E 11.2.7, E 11.2.8, E 11.5.4, E 11.5.5</u>	
<u>Judging Procedure</u>	ART E 11.10
<u>Judging Specifications</u>	ART E 11.9
<u>Conformation</u>	ART E 11.9.6

Gaits	ART E 11.9.7
Group	ART E 11.9.3, E 11.8.2
In Hand	ART E 11.9.1, E 11.8.1
Under Saddle	ART E 11.9.2
Unsoundness	ART E 11.9.8
Memberships	ART E 11.4.4
Asst. Handler	ART E 11.2.8
Handler	ART E 11.2.7, E 11.4.4
Score Cards	ART E 11.10.1, E 11.10.2
Scoring	ART E 11.10.3, E 11.10.4, E 11.10.5
Scribes	ART E 11.6.2
Ties	ART E 11.10.4
Veterinarian	ART E 11.7

Dressage Tests

Access & Ordering	ART E 3.67.4
Beginning & End of Tests	ART E 9.63.14
Calling Tests	ART E 9.1, E 6.10, E 7.6, ART E 9.1
Competition Times	ART E 9.7.9
Copyright	ART E 3.67.4.3
<u>Purpose Definition</u> of Tests	ART E 3.7.5.2
Dismounting	ART E 9.4
Elimination from a Class	ART E 6.14, E 9.45
Entering Before Signal	ART E 9.3.38.3
<u>Error of Course</u> <u>Error of test</u>	ART E 9.3.1, E 9.3.2, E 9.3.4
<u>Error of Test</u>	ART E 9.3.3, E 9.3.4
<u>Errors & Technical Penalties</u>	ART E 9.3
Freestyle <u>Movements Tests</u>	Chapter 10
Falls	ART E 9.43.120
<u>Judging EC Tests at Non-EC Sanctioned Competitions</u>	ART E 7.4.7
Lameness	ART E 9.43.116
Late Entry	ART E 9.4.107
Leaving Arena During Test	ART E 9.3.11
National Movements	Chapter 2
Resistance	ART E 9.43.142
Score under 50%	ART E 9.9.7
<u>Score under 40%</u>	ART E 9.9.8
<u>Two Fees/One Test</u>	ART E 7.1.4, E 7.10.5
<u>Dressage Tests, Para Dressage Tests & Grades</u>	ART E 3.7, E 6.3, E 6.56.4
Drug Testing	ART E 3.0 (Chart)
EC <u>Recording and Identification</u> <u>Horse Licence</u>	ART E 3.2
EC Gold National, Regional, Provincial Championship	
— <u>Chapter 7</u> <u>ART E 7.23, E 7.24, E 7.25</u>	
EC Sport Licence	ART E 3.1
Eligibility to Compete	ART E 3.34
Elimination from a Class	ART E 9.45
<u>Entry Fees</u>	
<u>Two Fees/One Test Option</u>	ART E 7.1.4, E 7.10.5
<u>Equine Medication Control</u>	Chapter 18

Equipment (Miscellaneous).....	ART E 4.109
Allowed only in Warm-Up Warmup- forbidden in competition...	ART E 4.109A
Approved For Competition – no permission required	ART E 4.109C
Approved for Competition – permission required	ART E 4.109B
Bit Guards.....	ART E 4.109ED
Blinkers	ART E 4.1099D
Bell Boots, Boots, Bandages.....	ART E 4.109.1 A, E 4.110, E 4.12+
Breastplates	ART E 4.109C.1, E 9.9A.1
Bridle Padding	ART E 4.2
Bucking Straps (soft hand hold)	ART E 4.109C.1
Cruppers	ART E 4.109C.1
Ear Plugs.....	ART E 4.1099D
Equine Nasal Strips	ART E 4.109A.5
Equipment forbidden from being used on show grounds.....	ART E 410E
False Tails.....	ART E 4.9C.5 , E 4.13
Fly Armor.....	ART E.4.109C.3
Fly Hoods (Ear Nets).....	ART E 4.109C.2
Forbidden use	ART E 4.1099D
Foregirths.....	ART E 4.109C.1
Girth Covers	ART E 4.109C.1
Hearing Impaired athleteriders	ART E 4.10B.3, E 6.109.8
Hoof Boots	ART E 4.10C.69A.9
Illegal Spurs.....	ART E 4.10E.19D
Martingales.....	ART E 4.109A.3, E 4.10E.1 , E 13.64.9D
Net Relief For Head Shakers	ART E 4.109B.1, E 4.12.2
Nose Fly Guards.....	ART E 4.109C.4, E 4.12.1
Reins (Bearing, Running, Balancing).....	ART E 4.1099D
Seat Covers.....	ART E 4.6.6, 4.109A.2, E 14.1
Side Reins.....	ART E 4.109A.4
Tongue Tie	ART E 4.1099D, E 49.5
Two Way Communication Devices	ART E 4.109A.68, E 9.14.15
Equitation (Rising Stars) Classes	Chapter 8
AthleteRider.....	ART E 8.4
Awards.....	ART E 8.3
Categories.....	ART E 8.1
Championships	ART E 8.3
Class Specifications.....	ART E 8.57
Competition Ring	ART E 8.68
Dress and Equipment.....	ART E 8.5
Horse/Pony	ART E 8.4
Judges.....	ART E 8.810
Licence Levels.....	ART E 8.2
Miscellaneous Rules	ART E 8.6
Objectives/Purpose	ART E 8.0
Scoring.....	ART E 8.79
Equivalencies – EC/ FEI.....	ART E 37.98
Error of Test, Para Dressage....	ART E 6.147
Errors & Penalties.....	ART E 9.3, E 6.14
Eventing/Horse Trial Dressage Tests.....	ART E 3.0 (Chart), E 3.8 7-6, E 14.7

Execution of Tests, Penalties, Judging, Scores and Placings Chapter 9

Calling Tests ART E 9.1
Salute ART E 9.2
Execution of the Tests, Deductions for Errors / Technical Penalties... ART E 9.3
Elimination From a Class ART E 9.4
Disqualification From a Competition ART E 9.5
Judging a Test ART E 9.6
Scores and Placings ART E 9.7
Show Champions at Non-Championship Competitions ART E 9.8

~~ART E 9.3~~

Execution of Movements Chapter 1, Chapter 2 ART E 2.5
Extreme and Inclement Weather ART E 4.21.7
Falls-
ART E 9.43.120

FEI Age Limitations ART E 3.34.4

~~FEI FAQ Annex 1~~

- ~~CDI Authorizations from NF~~
- ~~FEI Passport Requirements~~
- ~~FEI Authorization Permission to Compete~~
- ~~FEI Registration Requirements~~
- ~~FEI Rules~~
- ~~FEI Sanctioned Competitions~~

FEI Children ART E 3.34.4

Bridle/Bits ART E 4.32, E 4.32.1, E 4.53.1, E 4.4

Dress ART E 4.21.2

Execution of Test Freestyle ART E 9.310.6

Spursaddle ART E 4.2.86

~~FEI/EC Equivalencies ART E 7.8~~

FEI Junior ART E 3.34.4

Bridle/Bits ART E 4.32, E 4.32.1, E 4.5.12.2, E 4.3, E 4.3.1

Dress ART E 4.21.12

Execution of Test Freestyle ART E 9.310.6

Spursaddle ART E 4.2.86

~~FEI Passports Annex 1~~

FEI Pony ~~athleterider~~ ART E 3.34.4

Bridle/Bits ART E 4.32, E 4.32.1, E 4.5.13, E 4.4

Dress ART E 4.21.2

Freestyle ART E 10.6

Spursaddle ART E 4.2.86

~~FEI Registration Requirements Annex 1~~

~~FEI Rules Annex 1~~

~~FEI Stewards ART E 16.7~~

FEI Tests ART E 3.0 (Chart), E 3.69.1.7

FEI Young Horse Classes Chapter 13

General Principles ART E 13.1

Directives for International Dressage Competitions for 4,5,6 and 7. ART E 13.2

Age and Height ART E 13.3

Competition Sanctioning Level	ART E 13.4
Dressage Tests	ART E 13.5
Dress and Saddlery	ART E 13.6
Principles of Judging Young Horse Classes	ART E 13.7
Fundamental Mistakes	ART E 13.8
Basic Paces	ART E 13.9
Standard of Training	ART E 13.10
General Impression	ART E 13.11
Young Horse Judges Approved by ECART E 13.12 Age and Height ART E 13.1	
Approved Judges	ART E 13.6.2, E13.6.3
Assessment	ART E 13.4
Athlete/Rider	ART E 13.6.1
Basic Paces	ART E 13.5
Dress & Saddlery	ART E 13.3, Chapter 4
Dressage Tests	ART E 13.2
General Impression	ART E 13.6
Ground Jury	ART E 13.6.2
Judging	ART E 13.6.2
FEI Young Rider	ART E 3.34.4
Bridle/Bits	
ART E 4.3, E 4.3.1, E 4.3.2, E 4.5, E 4.5.1 ART E 4.2, E 4.2.1, E 4.2.2, E 4.2.3, E 4.3, E 4.4, E 4.4.1	
Dress	ART E 4.4.2.1
Figure of Eight	ART E 1.11.3
Figure of eight noseband	ART E 4.32.3.4
Figures	ART E 1.11
First Level	ART E 3.7.5.2
Footing	
Maintenance	ART E 3.7.13
Muddy Footing Conditions	ART E 4.12.4
Fourth Level	ART E 3.7.5.2
Freestyles	Chapter 10
Freestyles	ART E 10.1
Freestyle Eligibility	ART E 10.2
Requirements	ART E 10.3
Music	ART E 10.4
Location of Judges in Freestyle Tests	ART E 10.5
National Freestyle Tests	ART E 10.6
Time Limit	ART E 10.6.1
Compulsory, Forbidden, Additionally Allowed Elements	ART E 10.6.2
Training Level	ART E 10.6.2.1
First Level	ART E 10.6.2.2
Second Level	ART E 10.6.2.3
Third Level	ART E 10.6.2.4
Fourth Level	ART E 10.6.2.5
Scoring, Judging, Technical Execution	ART E 10.6.3
Artistic Impression	ART E 10.6.4

FEI Freestyle Tests.....	ART E 10.7
Time Limit	ART E 10.7.1
Compulsory, Forbidden Elements, Exceeding Requirements	ART E 10.7.2
Scoring, Judging, Technical Execution	ART E 10.7.3
Champions at a Championship Competitions	
ART E 7.23.11,	
E 7.24, E 7.25.9	
Championships	ART E 7.23, E 7.24, E 7.25
Eligibility: Gold & Silver Competitions, all levels, EC & FEI.....	ART E 10.6
Elimination	ART E 9.5
Entry Time	ART E 10.2.2
Removal of Hat	ART E 10.2.5
Judges:	
Location	ART E 10.5
Number of	ART E 10.5
Levels	ART E 7.9
Movements	ART E 10.1
Music	ART E 10.3
Music Failure	ART E 10.3.9, E 9.3.13
Higher Level Movements	ART E 10.2.8
Late Entry	ART 9.3.17, ART E 10.2.2
Overtime	ART E 10.2.7, E 9.3.16
Para Dressage	ART E 6.9
Penalties	ART E 10.2
Recorded Mandatory	ART E 10.3.1, E 10.3.3, E 10.3.6
Salute	ART E 10.2.3
Scoring	ART E 10.4
Use of Decimals	ART E 10.4.1
Sound Checks	ART E 10.3.4, E 10.3.5
Ties	ART E 10.4.8
Time/Timing	ART E 10.1.3, 10.1.5
Gaits	
Walk	ART E 1.4
Trot	ART E 1.5
Canter	ART E 1.6
Gold Competitions	ART E 3.0 (Chart), E 7.18
Glossary	Annex 12
Glossary	Page 118
Grinding Teeth	ART E 1.18.2, 9.67.64
Ground Jury	ART E 3.16
Championships	ART E 7.230
FEI Young Horse Classes	ART E 13.16.2
Guest Cards	ART E 15.33.0
Judges	ART E 15.3
Stewards	ART E 16.8
Half Halts	ART E 1.9

Half Pass.....	ART E 1.13.8
Halt	ART E 1.3
Headgear.....	ART E 4.0, E 4.25.8-1, E 5.69.2-2, 10.2.5
Hearing Impairment.....	ART E 4.10.B.39-1.4, E 6.10
Hors Concours.....	ART E 37.11.11, E 7.1.1
Horse Identification.....	ART E 3.0 (Chart), E 3.3, E 7.11.1
Horse Licence.....	ART E 3.0 (Chart)2
Horse/Ponys, Minimum Age and Measurement.....	ART E 37.11.4, E 3.11.5
Illegal Equipment.....	ART E 4.10, E 9.4.34.9D
Impulsion.....	ART E 1.18.1
International Competitions, Entries.....	Annex 1
Introduction.....	Page 5xii
Judging a Test.....	ART E 9.67
Judges.....	Chapter 15
Arrival Time.....	ART E 15.7
Booths.....	ART E-ART E 3.187.20
Championships.....	ART E 7.17ART E 7.2
Conflict of Interest.....	ART E 15.24
Disciplinary Action.....	ART E 7.4.8
Dress Code.....	ART E 15.8
Dressage Sport Horse Breeding Classes	ART E 11.1.4Chapter 11
FEI Young Horse Classes.....	ART E 13.6.2Chapter 13
Gold Championships.....	ART E 7.30
Guest Cards.....	ART E 15.3
Location of Judges in the Arena.....	ART E 7.19, E 15.4
Maximum hours/Breaks.....	ART E 315.136
Personal Communications.....	ART E 15.49
Restrictions.....	ART E 3.0 (Chart), E 15.102
Silver Championships.....	ART E 7.24, E 7.25
Junior Category.....	ART E 3.34, E 3.34.3
Cross Entering.....	ART E 73.11.8
Protective Headgear.....	ART E 4.0
Two Fees/One Test.....	ART E 7.1.4, E 7.10.5
Lameness.....	ART E 9.34.116
Late Entry into Test.....	ART E 9.43.107
Lateral Movements.....	ART E 1.13
LearnerApprentice Stewards.....	ART E 16.6.1
Leaving Arena During Test.....	ART E 6.14.2.2, E 9.43.134
Leg Yielding.....	ART E 1.12
Legal Action Non-EC Sanctioned Competitions.....	ART E 7.4.7
Lengthened Stride.....	ART E 2.1
Levels of National (Dressage-Tests).....	ART E 7.5.23.7
Levy.....	ART E 3.0 (Chart)
Logos.....	ART E 17.2Chapter 16
Long Hair.....	ART E 4.24.9
Lungeing.....	ART E 4.9A.4, E 7.11.12.4/5, E 7.16.3/43.15
Marking Test Sheets.....	ART E 3.197.21
Collective.....	ART E 6.139.9-1, E 9.79.3, E 9.9.4
Freestyles.....	ART E 6.14, Chapter 104.4

Scale	ART E 9.7.10
Scores and Placings	ART E 9.6, E 9.79, E 10.4
Martingales	ART E 4.109A, E 4.10E9D
Masters Test of Choice.....	Chapter 14
Details	ART E 14.1
Material Classes.....	Chapter 12
Classes	ART E 12.1
Class Routine	ART E 12.2
Judging	ART E 12.3
Competition Management and Class Organization	ART E 12.4
Classes	ART E 12.1
Class Routine	ART E 12.2
Judging	ART E 12.3
Competition Management	ART E 12.4
Whips	ART E 12.5
Maximum Levels/Tests per horse per Day	ART E 37.11.9
Measurement Horse	ART E 37.11.44.2
Measurement Pony	ART E 37.11.5.4
Medical Dispensation, Short Term Injury	ART E 4.24.11
Medium Judges	ART E 3.0 (Chart), Chapter 15
Medium Stewards	ART E 3.0 (Chart), Chapter 15 Chapter 16, ART E 16.6.3
Membership (Sport Licence)	ART E 3.0 (Chart), E 3.1
Assistant Handler/Breeding Classes	ART E 11.2.8, E 11.4.4
Handler/Breeding Classes	ART E 11.3.7, E 11.4.4
Metric Conversion Table/Chart	Pg 13447
Muddy Footing Conditions	ART E 4.1.24
Music	
Background	ART E 37.10.1
Freestyle	ART E 10.3
Music Failure	ART E 10.3.9
National Championships	ART E 7.17, E 7.23.1, E 7.25 Chapter 7
National Movements & Requirements	Chapter 2
Lengthened Stride	ART E 2.1
Sitting and Rising Trot	ART E 2.2
Change of Leg Through Trot	ART E 2.3
Trot and Canter, Round and Low	ART E 2.4
Execution of Movements	ART E 2.5
Transitions	ART E 2.6
Quarter Pirouette	ART E 2.7
Working Pirouette	ART E 2.8
National Rankings.....	Chapter 17
Entries	ART E 17.1
Divisions	ART E 17.2
Ranking Calculations	ART E 17.3
Net Relief	ART E 4.10. B2.12

Nose Fly Guards	ART E 4.10.9C.4, E 4.12.1
Non-Championship Competitions	ART E 7.18
See “Competitions Non-Championship”	
Non-Competing Horses	ART E 37.11.3
Non-EC Sanctioned Competitions	ART E 15.2
Nosebands	ART E 4.32.3, 4.2.2.3

Objects & Principles Chapter 1 Nosebands
ART E 4.2.3

<u>Required at Each Level</u>	<u>ART E 4.2.1, E 4.2.2</u>
<u>Tightness of nosebands</u>	<u>ART E 4.2.2</u>

Objects & Principles (EC)	ART E 1.1
<u>Object and General Principles (FEI)</u>	<u>ART E 1.2</u>
<u>Halt</u>	<u>ART E 1.3</u>
<u>Walk</u>	<u>ART E 1.4</u>
<u>Trot</u>	<u>ART E 1.5</u>
<u>Canter</u>	<u>ART E 1.6</u>
<u>Reinback</u>	<u>ART E 1.7</u>
<u>Transitions</u>	<u>ART E 1.8</u>
<u>Half-Halts</u>	<u>ART E 1.9</u>
<u>Change of Direction</u>	<u>ART E 1.10</u>
<u>Figures</u>	<u>ART E 1.11</u>
<u>Leg Yielding</u>	<u>ART E 1.12</u>
<u>Lateral Movements</u>	<u>ART E 1.13</u>
<u>Diagrams of Lateral Movements</u>	<u>ART E 1.14</u>
<u>Pirouette, Half Pirouette and Turn on the Haunches</u>	<u>ART E 1.15</u>
<u>Passage</u>	<u>ART E 1.16</u>
<u>Piaffe</u>	<u>ART E 1.17</u>
<u>Impulsion/Submission</u>	<u>ART E 1.18</u>
<u>Collection</u>	<u>ART E 1.19</u>
<u>Position and Aids of the Rider</u>	<u>ART E 1.20</u>
<u>Para Dressage Position and Aids of the Rider</u>	<u>ART E 1.21</u>
Object, Para Dressage	ART E 6.1

Officials	Chapter 15
<u>Conduct</u>	<u>ART E 15.1</u>
<u>Judge – Conflict of Interest</u>	<u>ART E 15.2</u>
<u>Judge Guest Cards</u>	<u>ART E 15.3</u>
<u>Personal Communication Devices</u>	<u>ART E 15.4</u>
<u>Steward Conflict of Interest</u>	<u>ART E 15.5</u>
<u>Mandatory Use of Stewards</u>	<u>ART E 15.6</u>
<u>Goals of Stewarding</u>	<u>ART E 15.7</u>
<u>Purpose of Stewarding</u>	<u>ART E 15.8</u>
<u>Process of Stewarding</u>	<u>ART E 15.9</u>
<u>Restrictions</u>	<u>ART E 15.10</u>
<u>Stewards’ Report</u>	<u>ART E 15.11</u>
<u>Tack Check and Gloves</u>	<u>ART E 15.12</u>
<u>Tack/Dress Check Prior to Ride</u>	<u>ART E 15.13</u>

<u>Checking the Competition Arena and Supervising the Warmup.....</u>	<u>ART E 15.14</u>
<u>Two Rings.....</u>	<u>ART E 15.15</u>
<u>Para Dressage Classifiers.....</u>	<u>ART E 15.16</u>
Officials Required	ART E 3.0 (Chart), E 3.16, E 7.217, E 7.18, E 7.30, Chapters 15 & 16
<u>Dressage Sport Horse Breeding Classes.....</u>	<u>ART E 11.1.1</u>
<u>FEI Young Horse Classes.....</u>	<u>ART E 13.6.2, E 13.6.3</u>
<u>Gold Championships.....</u>	<u>ART E 7.17</u>
<u>Guest Cards.....</u>	<u>ART E 15.3, E 16.8</u>
<u>Materiale Classes.....</u>	<u>ART E 12.4</u>
<u>Non-Championship Competitions.....</u>	<u>ART E 7.18</u>
<u>Silver Championships.....</u>	<u>ART E 7.17</u>
<u>One Horse in a Class.....</u>	<u>ART E 9.9.10</u>
<u>Open Category.....</u>	<u>ART E 3.34, E 3.34.1</u>
<u>Cross Entering.....</u>	<u>ART E 37.11.8</u>
<u>Two Fees/One Test.....</u>	<u>ART E 7.1.4, E 7.10.5</u>
<u>Outside Assistance, Para Dressage.....</u>	<u>ART E 6.15, E 9.4.158</u>
<u>Ownership Requirements.....</u>	<u>ART E 3.1.3, E 7.23.5</u>
Paces	
<u>Walk.....</u>	<u>ART E 1.4</u>
<u>Trot.....</u>	<u>ART E 1.5</u>
<u>Canter.....</u>	<u>ART E 1.6</u>
<u>Paper/Paperless Scoring.....</u>	<u>ART E 3.19</u>
Para Dressage.....	see Section E, Chapter 6
<u>Objectives of Para Dressage.....</u>	<u>ART E 6.1</u>
<u>Conditions of Participation.....</u>	<u>ART E 6.2</u>
<u>Grades.....</u>	<u>ART E 6.3</u>
<u>Competing in a Different Grade.....</u>	<u>ART E 6.4</u>
<u>Para Dressage Tests.....</u>	<u>ART E 6.5</u>
<u>Riders With Physical and or Visual Impairment.....</u>	<u>ART E 6.6</u>
<u>Dress.....</u>	<u>ART E 6.7</u>
<u>Tack and Equipment.....</u>	<u>ART E 6.8</u>
<u>Compensatory or Adaptive Aids.....</u>	<u>ART E 4.1.6.2, E 4.9A.86.9</u>
<u>Commanders and Callers.....</u>	<u>ART E 6.10</u>
<u>The Position and Aids of the Rider.....</u>	<u>ART E 6.11</u>
<u>Execution of Tests.....</u>	<u>ART E 6.12</u>
<u>Collective Marks.....</u>	<u>ART E 6.13</u>
<u>Errors or Test / Elimination / Penalties.....</u>	<u>ART E 6.14</u>
<u>Outside Assistance.....</u>	<u>ART E 6.15</u>
<u>FEI Freestyle Tests.....</u>	<u>ART E 6.16</u>
<u>Time Limit.....</u>	<u>ART E 6.16.1</u>
<u>Compulsory or Forbidden Elements.....</u>	<u>ART E 6.16.2</u>
<u>Scoring, Judging, Technical Execution.....</u>	<u>ART E 6.16.3</u>
<u>Prize Giving.....</u>	<u>ART E 6.17</u>
<u>Equivalencies.....</u>	<u>ART 7.8.4</u>
<u>Passage.....</u>	<u>ART E 1.16</u>

Passports (Horse I.D.).....	ART E 3.3, E 7.11.1
Penalties	
Freestyle	ART E 6.14, E 9.3, E 10.6, E 10.7.2
Technical Tests	ART E 6.14, E 9.3
<u>Authorization/Permission to Compete in a CDI</u>	Annex 1
<u>Person(s) responsible</u>	Glossary
Piaffe	ART E 1.17
Pirouette and Half Pirouette.....	ART E 1.15
Placings and Scores	ART E 3.19, E 9.79, E 9.10.6, E 10.7
Ponies.....	ART 37.11.5
<u>Adult athlete/riders</u>	ART E 7.11.5.4
<u>Cross Entering</u>	ART E 7.11.8
<u>Measurement</u>	ART E 7.11.5.1
<u>Minimum Age</u>	ART E 7.11.5.3
Pony Club Classes	ART E 37.86
Position and Aids of <u>athlete/riders</u>	ART E 1.20, E 6.11
<u>Position and Aids of athlete/riders, Para Dressage</u>	ART E 6.5
Prix Caprilli	ART E 7.63.8
Prize Giving, Para Dressage	ART E 6.175
<u>Prize Lists</u>	ART E 7.3.3, E 7.25.3
Protective Headgear.....	ART E 4.0
<u>EC athlete/riders</u>	ART E 4.0
<u>Protests</u>	Chapter 19
Protocol	ART E 7.22
<u>Arrival Times</u>	ART E 7.22.2, E 15.7, E 16.10
<u>Awards Presentations</u>	ART E 7.22.7
<u>Dress</u>	ART E 7.22.1, E 7.22.7, E 15.8, E 16.11
<u>Officials</u>	ART E 7.22.1
<u>Organizers Responsibility to Foreign Judges</u>	ART E 7.22.5, E 7.22.6
<u>Organizers Responsibility to Local Judges</u>	ART E 7.22.6
<u>Athlete/Riders in Awards Ceremonies</u>	ART E 7.22.7
Provincial Awards	Contact your Provincial Office
Provincial Championships.....	Chapter 7
<u>Gold</u>	ART E 7.23.3, E 7.25
<u>Silver</u>	ART E 7.24, E 7.25
Publicity and Advertising.....	Chapter 16
Pulled Shoe.....	ART E 4.14
<u>Reader's Dress Code</u>	ART E 9.1.3
Regional Championships (Gold)	ART E 7.23.7, E 7.23.8Chapter 7
Reinback.....	ART E 1.7
Renvers.....	ART E 1.13.7
<u>Re-riding a Test</u>	ART E 9.3.13
Resistance.....	ART E 6.14.2, E 9.43.142
<u>Grinding Teeth</u>	ART E 1.18.2.1, E 9.7.4
<u>Swishing Tail</u>	ART E 9.7.4
<u>Tongue out</u>	ART E 1.18.2.1
Restrictions	
Judging	ART E 3.0 (Chart), E 15.2
Stewards	ART E 3.0 (Chart), E 16.7
Results <u>Reporting—Publication of</u>	ART E 3.0 (Chart) 9.9.11

Rising Stars Equitation Program Guidelines..... Chapter 8

Objectives ART E 8.0
Categories ART E 8.1
Licence Levels ART E 8.2
Awards and Championships..... ART E 8.3
Rider/Horse/Pony..... ART E 8.4
Class Specifications ART E 8.5
Competition Ring ART E 8.6
Scoring..... ART E 8.7
Judges..... ART E 8.8

Rising and Sitting Trot..... ART E 2.2
Round and Low Trot and Canter..... ART E 2.4
Rule Amendments/Interpretations..... Page x, xi
Saddle pads ART E 4.76.7
Saddlery & Equipment (**Bridles listed separately**) Chapter 4
 Boots and Bandages ART E 4.109 A.1, E 4.11
 Forbidden Equipment..... ART E 4.109 A, E 4.109 ED
 Kvall Stirrups..... ART E 4.7.3
 Miscellaneous Equipment ART E 4.109
 Nosebands..... ART E 4.32.3
 Para Dressage **Saddlery.com**Aids (other)..... ART E 6.7, E 6.8, E 6.943
 Saddles..... ART E 4.76, E 6.842
 Spurs ART E 4.24.8
 Stirrups..... ART E 4.87
 Whips..... ART E 4.89
Safety Headgear..... ART E 4.0
Safety Vests ART E 4.0.1
Salute ART E 9.2, E9.3.9 E10.2.3, E10.2.4, E10.2.5, E10.2.6
Schooling of Horses ART E 37.11.12, E 7.3
 Allowed (Non-Championships) ART E 7.11.12.13.11.12
 Competition Number..... ART E 37.11.12.2
 Not Allowed (Championships)..... ART E 7.11.12.37.3
 Sharing of Horses, Para Dressage..... ART E 6.10
Scores & Placings ART E 3.19, E 6.16, E 9.7, E 10.6, E 10.7**ART E 9.9, E 9.10**
 Collective Marks ART E 6.13, E 9.69.1, E 9.79.4
 Establishing Champions..... ART E 9.10, E 7.25.6
 Freestyle Marks..... ART E 6.16, E 10.6, E 10.74
 Level Champions..... ART E 9.10.1, E 9.10.2, E 9.10.3
 Marking Sheets ART E 37.1924
 Minimum Score..... ART E 9.9.8, E 7.25.11
 One Horse Class..... ART E 9.9.10
 Publication of Results Reporting..... ART E 9.9.11, E 9.9.12**ART E 3.0 (Chart)**
 Scores under 50%..... ART E 7.7, E 9.9.76, E 7.25.11
 Scores under 40%..... ART E 9.49.78, E 9.5
 Ties..... ART E 9.79.4, E 9.79.5, E 9.9.6, E 9.10.5, E 7.25.7
Scribes..... ART E 37.1924, E 7.2
 Championships..... ART E 7.21.11, E 7.21.13
 Confidentiality..... ART E 7.21.4

Conflict of Interest.....	ART E 7.21.7
Dress.....	ART E 7.22.1
Experience.....	ART E 7.21.6, E 7.21.10, E 7.21.11
Marking Sheets.....	ART E 7.21.1
On Site.....	ART E 7.22.4
Second Level.....	ART E 3.7.5.2
Senior Stewards.....	ART E 46.6.43.0 (Chart)
Serpentine.....	ART E 1.11.2
Shoulder-in.....	ART E 1.13.5

Sides Saddle..... Chapter 5

SidesaddleBridles and Bits.....	ART E 5.3	
ART E 5.1		
Parts of the Sidesaddle.....	ART E 5.1.1	
Dress.....	ART E 5.8	
Ribbons and Awards.....	ART E 5.9	
AthleteRider's Position.....	ART E 5.6	
Saddle diagram.....	ART E 5.1.1	
Spurs.....	ART E 5.4	
Stirrups.....	ART E 5.2	
Whips.....	ART E 5.3	
Sidesaddle Cane.....	ART E 5.3.1	
Rider PositionART	E	5.4Trot
ART E 5.7		

Trot.....	ART E 5.5	
Dress.....	ART E 5.6	
Ribbons and AwardsART	E	5.7Whips
ART E 5.5		

Silver Competitions.....	ART E 3.0 (Chart), E 7.24, E 7.25
Conditions of Entry.....	ART E 7.24.4, E 7.24.5
Establishing Champions.....	ART E 7.25.6, E 7.25.7
General Information.....	ART E 7.24
Officials Required.....	ART E 7.30
Tests Offered.....	ART E 7.28
Simple Change of Leg.....	ART E 1.6.4.7
Sitting Trot.....	ART E 2.2
Snaffle bits.....	ART E 4.43, E 4.54
Number of joints.....	ART E 4.3.10
Snaffle Bridle.....	ART E 4.32.1, E 4.9A.17
Sponsor Logos on Saddle Pads & Clothing.....	ART E 6.2Chapter 16
Sport Horse Breeding.....	Chapter 11
Breed Class Triangle.....	ART E 11.8.4
Sport Licence (EC).....	ART E 3.0 (Chart), E 3.1
Spurs.....	ART E 4.21.8
Stallions.....	ART E 37.11.6
Dangerous/Unruly.....	ART E 7.11.7, E 7.11.6.1

Junior athlete/riders	ART E 7.11.6.2, E 8.4
Person(s) responsible	ART, E 7.11.6.3
Stewards	Chapter 1 56
Arena/Warm Up/Warmup Area	ART E 16.14
Basic Application	ART E 16.6.2A
Basic Privileges	ART E 16.6.2C
Basic Status	ART E 16.6.2B
Categories	ART E 16.6
Checking Competition Arena	ART E 15.14
Conflict of Interest	ART E 156.51
Dress Code	ART E 16.11
Goals of Stewarding	ART E 156.73
Guest Cards	ART E 16.8
Learner/Apprentice Application	ART E 16.6.1A
Learner/Apprentice Privileges	ART E 16.6.1B
Mandatory Use	ART E 156.62
Medium Application	ART E 16.6.3A
Medium Privileges/Obligations	ART E 16.6.3C
Medium Status	ART E 16.6.3B
Process of Stewarding	ART E 156.95
Purpose of Stewarding	ART E 156.84
Required/Allowed	ART E 16.7
Restrictions	ART E 156.107
Senior Application	ART E 16.6.4A
Senior Privileges/Obligations	ART E 16.6.4C
Senior Status	ART E 16.6.4B
Stewards' Reports	ART E 156.119
Tack/dress check prior to ride	ART E 156.13
Tack Check	ART E 156.12
Fly Armor	ART E 4.16.2
Time of Arrival	ART E 16.10
Two Rings	ART E 156.15
Stretching on a Long Rein	ART E 1.5.6
Submission	ART E 1.18.2
Substitutions	ART E 37.11.10
Tack Check	ART E 4.156
Tests	ART E 3.0 (Chart), E 3.6, E 6.5
Access and Ordering	ART E 7.4
Calling tests	ART E 9.1
Definitions	ART E 7.5.2
Returning tests to competitor/riders	ART E 9.8
Tests In 20x40m Arena	ART E 3.0, E 7.7
Test of Choice	ART E 7.31
See also: Dressage Tests	
Third Level	ART E 37.75.2
Ties	ART E 9.7.4, E 9.7.5
Championship Competitions	ART E 7.25.7
Non-Championship Competitions	

ART E 9.9.4, E 9.9.5, E 9.9.6, E 9.10.5

Freestyles.....	ART E 10.4.8
Technical Tests.....	ART E 9.9.4, E 9.9.5, E 9.9.6
Time Limits on Tests.....	ART 3.10.3
Freestyles.....	ART E 7.10.4
Technical Tests.....	ART E 7.10.3
Time Out (Broken Equipment).....	ART E 4.14
Two Fees/One Test.....	ART E 7.1.4, E 7.10.5
Tongue Tie.....	ART E 4.65
Training Level.....	ART E 3.7-5.2
Transitions.....	ART E 1.8, E 2.6
Travers.....	ART E 1.13.6
Trot.....	ART E 1.5
Rising.....	ART E 2.2
Round and Low.....	ART E 2.4
Sitting.....	ART E 2.2
Turn on the Haunches.....	ART E 1.15.9, E 1.15.10
Two-way Communication Devices.....	ART E 4.109, A.6, E 6.10, E 9.1.3, E 15.48, 4.15, E 9.1.4
Unauthorized Assistance.....	ART E 6.15.3, E 9.34.-15
Unevenness.....	ART E 9.4.113-6
Violations.....	Chapter 19 Section A
Voice.....	ART E 6.9, E 9.3-17
Volte.....	ART E 1.11.1
Walk.....	ART E 1.4
Western Dressage.....	ART E 3.0 (Chart), E 3.815.2.4
Whips.....	ART E 4.98, E 5.3, E 6.9, E 7.44.8.2, E 5.5, E 12.5, E 13.3
Young Horse Classes (EC & FEI).....	Chapter 13
Young Rider (FEI)	
Age Limit.....	ART E 3.34.4
Dress.....	ART E 4.24.1
Protective Headgear Requirements.....	ART E 4.0, E 4.1.1
Zigzag.....	ART E 1.10.72

Advertising and Sponsors Logos	Chapter 17
— Saddle Pads and Clothing	ART E 17.2
Aids & Position of the athlete	ART E 1.20
Amateur Category	ART E 3.4, E 3.4.2
Amateur Card	ART E 3.4.2
Cross Entering	ART E 7.11.8.2
— Two Fees/One Test	ART E 7.1.4, E 7.10.5
Annex 1, FEI	Page 116
Annex 2, Glossary	Page 118
Appeals	Chapter 19
Approved Headgear	ART E 4.0
Arena	ART E 7.12
— Advertising	ART E 17.1
Diagram	ART E 7.32
Distance Around	ART E 7.12.17, E 7.12.18
Distance Between	ART E 7.12.19
Footing	ART E 7.12.9, E 7.12.10, E 4.11
Fence/Enclosure	ART E 7.12.12, E 7.12.15, E 7.12.16
Gate	ART E 7.12.13, E 7.12.14, E 7.12.15
Judges Positions	ART E 7.19
Letters	ART E 7.12.21, E 7.12.14
Limited Space	ART E 7.15
Practice Arena	ART E 7.16
Size	ART E 7.7
Use Prior to Competition	ART E 7.12.1
Authorization to Compete in FEI Competitions	Annex 1
Awards and Scoring, Non-Championship Competitions	ART E 9.9, E 9.10
Background Music	ART E 7.10.1
Bandages/Boots	ART E 4.10, E 4.11
Bits	ART E 4.3
— Dr. Bristol definition	ART E 4.3.2
Bridoon	ART E 4.3.8, E 4.4.1
— Curb	ART E 4.3.8, E 4.4.1
Diagrams	ART E 4.4, E 4.4.1
Snaffle	ART E 4.3.3, E 4.3.6, E 4.3.10, E 4.3.11, E 4.4
Locking Snaffles	ART E 4.3.3
Number of joints allowed	ART E 4.3.10
Rotating mouthpiece	ART E 4.4.7

Blind Horses	ART E 7.11.4.3
Blind Ponies	ART E 7.11.5.5
Braided Manes	ART E 4.1.10
Breastplates	ART E 4.9C.1
Bridles	ART E 4.2
Bits and diagrams.....	ART E 4.3, E 4.4, E 4.4.1
Bridle Definition.....	ART E 4.2
Double bridles.....	ART E 4.2.2, E 4.2.4
Nosebands.....	ART E 4.2.3
Poll Relief Bridle.....	ART E 4.2
Snaffle.....	ART E 4.2.1
Required at Each Level.....	ART E 4.2.1, E 4.2.2
Tightness of nosebands.....	ART E 4.2.2
Broken Equipment (Time Out)	ART E 4.14
Bronze Competitions	ART E 3.0 (Chart), E 4.1.4
Bucking Straps	ART E 4.9C.1
Calling Tests	ART E 9.1
Calling Forbidden.....	ART E 9.1.7
Dress Code.....	ART E 9.1.3
Hearing Impaired.....	ART E 9.1.4
Personal Electronic devices.....	ART E 9.1.4
Canadian Citizens/Permanent residents	ART E 7.23.5, E 7.25.10
Canter	ART E 1.6
Round and Low.....	ART E 2.4
Categories of competitor	ART E 3.4
Amateur.....	ART E 3.4.2
Dressage seat medal.....	ART E 8.4
Competitors with physical and/or visual impairment (Para Equestrians).....	ART E 4.1.6
Eligibility to Compete.....	ART E 3.4
Junior.....	ART E 3.4.3
Open.....	ART E 3.4.1
Categories of Stewards	ART E 16.6
CET Crest	ART E 4.1.13
Champions at Non-Championship Competitions	ART E 9.10
Championship Competitions (Gold and Silver)	
Conditions of Entry.....	ART E 7.25
Establishing Champions.....	ART E 7.25.6
Freestyle Champions.....	ART E 7.25.9
Minimum Score.....	ART E 7.25.11
Schooling of Horses.....	ART E 7.11.12.3
Championships (Gold)	ART E 7.23
Citizenship (Residency) Requirements.....	ART E 7.23.5
Combined Categories.....	ART E 7.23.13
Conditions of Entry.....	ART E 7.25
EC Dressage Committee Approval.....	ART E 7.23.7
Freestyle Chart.....	ART E 7.27
Gold Provincial Awards.....	ART E 7.23.6
Officials Required.....	ART E 7.30

Ownership Requirements.....	ART E 7.23.5
Prize Money.....	Chapter 3, ART.3, ART E 7.23.6
Qualifying.....	ART E 7.23.12, E 7.25.1, E 7.25.2
Regional Championships.....	ART E 7.23.3, E 7.23.8, E 7.23.9
Tests Chart.....	ART E 7.26
Championships (Silver).....	ART E 7.24
Combined Categories.....	ART E 7.24.7
Freestyle Chart.....	ART E 7.29
Officials Required.....	ART E 7.30
PTSO/EC Dressage Committee Approval.....	ART E 7.24.2
Qualifying.....	ART E 7.24.4, E 7.25.1, E 7.25.2
Split Championships.....	ART E 7.24.5
Tests Chart.....	ART E 7.28
Change of Leg	
Flying Change.....	ART E 1.6.4.8
Simple Change.....	ART E 1.6.4.7
Through Trot.....	ART E 2.3
Changes of Direction.....	ART E 1.10
Chapter 6 – Para Dressage.....	Chapter 6
Child athlete (FEI).....	ART E 3.4.4
EC Junior.....	ART E 3.4.3
Class Breaks/Footing Maintenance.....	ART E 7.13
Classification, Para Dressage.....	ART E 6.16
Collection.....	ART E 1.19
Collective Marks.....	ART E 9.9.1, E 9.9.3, E 9.9.4
Collective Marks, Para Dressage.....	ART E 6.6
Combined Training Dressage Tests (Eventing).....	ART E 7.6, E 14.7
Commanders and Callers, Para Dressage.....	ART E 6.14
Competing in a Different Grad, Para Dressage.....	ART E 6.3
Competition Arena.....	ART E 7.7, E 7.12, E 7.14, E 7.32
Competition Classification.....	ART E 3.0
Competition Levels (Definitions).....	ART E 7.5.2
Competition Management.....	Chapter 7
Classification & EC Sport Licence Requirements.....	ART E 7.1
Background Music.....	ART E 7.10.1
Conflict of Interest.....	ART E 7.0
Licence/cross entering & no. of athletes.....	ART E 7.11.8
Two Fees/One Test.....	ART E 7.1.4, E 7.10.5
Competition Number.....	ART E 7.11.2
Non-Competing Horse.....	ART E 7.11.3
Competitions (Non-Championship)	
Champion & Reserve.....	ART E 9.10.4
Cross entering.....	ART E 7.11.8
Dividing Classes.....	ART E 7.2
Freestyle Scoring.....	ART E 10.4
Hors Concours.....	ART E 7.11.11
Maximum Levels/Tests/Classes per horse per day.....	ART E 7.11.9
Minimum Percentage.....	ART E 9.9.8
Officials Required.....	ART E 7.18, E 7.30
One Horse Class.....	ART E 9.9.10

Permitted Classes	ART E 3.0
Returning Tests to Competitors.....	ART E 9.8
Scoring and Placing.....	ART E 9.9
Substitutions.....	ART E 7.11.10
Ties.....	ART E 9.9.4, E 9.9.5, E 9.9.6, E 9.10.5, E 10.4.8
Competition Organization Chart	ART E 3.0
Championships.....	ART E 7.23, E 7.24 to E 7.25
Days of operation.....	ART E 3.0
Bronze, Silver, Gold	ART E 3.0
Drug Fees.....	ART E 3.0
EC Medication Control.....	ART E 3.0
EC Rules	ART E 3.0
EC Sport Licence.....	ART E 3.0, E 3.1
Horse I.D.....	ART E 3.0, E 3.3
Horse Licence	ART E 3.0, E 3.2
Insurance.....	ART E 3.0
Miscellaneous Classes.....	ART E 3.0
Officials.....	ART E 3.0, Chapter 15, Chapter 16
On Site Medical/Emergency Plan	ART E 3.0
Permitted Classes.....	ART E 3.0
Provincial Sport Organization membership	ART E 3.0
Results Reporting.....	ART E 3.0, E 9.9.12
Ring Size.....	ART E 3.0, E 7.7
Test User Fees.....	ART E 3.0, E 7.4
Veterinarian.....	ART E 3.0, E 11.7
Competitors	
Conditions of Participation.....	ART E 3.0
Equitation.....	ART E 8.4
Concurrent Competitions	ART E 7.3, E 7.23.2, E 7.24.2
Conditions of Participation	ART E 7.11
Conditions of Participation, Para Dressage	ART E 6.2
Conflict of Interest	
Athletes.....	ART E 7.0
Judges.....	ART E 15.1
Scribes.....	ART E 7.21.7
Stewards.....	ART E 16.1
Copyright – Dressage Tests	ART E 7.4.3
Counter Canter	ART E 1.6.4.6
Cross Entering.....	ART E 7.11.8
Cruppers	ART E 4.9C.1
Curb Bits.....	ART E 4.3, E 4.4.1
Curb Chains/covers.....	ART E 4.4.1
Lip Straps.....	ART E 4.4.1
Dangerous/Unruly Horses	ART E 7.11.7
Diagrams	
Arena letters.....	ART E 7.32
Breed Classes Triangle.....	ART E 11.8
Double Bridle.....	ART E 4.2.4
Double Bridle Bits.....	ART E 4.4.1
Dressage Saddle.....	ART E 4.6

Lateral Movements	ART E 1.12, E 1.14
Micklem Bridle	ART E 4.2
Nosebands	ART E 4.2.3
Side Saddle	ART E 5.1.1
Side Saddle Dress	ART E 5.8
Snaffle Bits	ART E 4.4
Dismounting	ART E 9.4
Disqualification	ART E 9.6
Distance Around and Between Arenas	ART E 7.12-17, E 7.12.18, E 7.12-19
Dividing Classes	ART E 7.2
Double Bridle	ART E 4.2.2, E 4.2.4, E 4.9.A.6
Dress	Chapter 4
Approved Headgear	ART E 4.0
Awards Presentations	ART E 4.1.12
Braiding Manes	ART E 4.1.10
Bronze Competitions	ART E 4.1.4
Callers	ART E 9.1.3
Competitors with physical and/or visual impairment (Para Dressage Athletes) ...	ART E 4.1.6
Equitation/Medal Classes	ART E 8.5
Extreme or Inclement Weather Conditions	ART E 4.1.7
FEI 4 year old	Chapter 13
FEI Children, FEI Pony, FEI Junior	ART E 4.1.2
FEI Levels (YR to Grand Prix)	ART E 4.1.1
Gold and Silver Competitions (Introductory to Fourth Level)	ART E 4.1.3
Long Hair	ART E 4.1.9
Medical Dispensations	ART E 4.1.11
Hearing Impaired	ART E 4.9.8
Military Uniforms	ART E 4.1.5
Para Dressage	ART E 4.1.6
Para Dressage	ART E 6.11
Protective Headgear	ART E 4.0
Safety Vests	ART E 4.0.1
Sidesaddle	ART E 5.8
Silver Competitions and Championships (Introductory to Fourth Level)	ART E 4.1.3
Sport Horse Breeding Classes	ART E 11.5.5, E 11.5.6
Spurs	ART E 4.1.8
Dressage Sport Horse Breeding Classes	Chapter 11
Classes	ART E 11.3
Championship	ART E 11.3.2b, E 11.9.5
Foals	ART E 11.8.4
Group	ART E 11.3.2a, E 11.8.2
In Hand	ART E 11.3.1, E 11.3.2, E 11.8.1, E 11.8.2
Under Saddle	ART E 11.3.2e, E 11.5.6, E 11.8.3
Conduct of Classes	ART E 11.8
Definitions	ART E 11.2
Entries	ART E 11.4
Equipment & Turnout	ART E 11.5

Bandages.....	ARTE 11.5.3
Braiding.....	ARTE 11.5.1
Bridles.....	ARTE 11.5.2
Dress.....	ARTE 11.5.5, E 11.5.6
Saddlery.....	ARTE 11.5.6
Whips.....	ARTE 11.5.4
General Regulations.....	ARTE 11.1, E 11.6
Handlers, Asst. Handler.....	ARTE 11.2.7, E 11.2.8, E 11.5.4, E 11.5.5
Judging Procedure.....	ARTE 11.10
Judging Specifications.....	ARTE 11.9
Conformation.....	ARTE 11.9.6
Gaits.....	ARTE 11.9.7
Group.....	ARTE 11.9.3, E 11.8.2
In Hand.....	ARTE 11.9.1, E 11.8.1
Under Saddle.....	ARTE 11.9.2
Unsoundness.....	ARTE 11.9.8
Memberships.....	ARTE 11.4.4
Asst. Handler.....	ARTE 11.2.8
Handler.....	ARTE 11.2.7, E 11.4.4
Score Cards.....	ARTE 11.10.1, E 11.10.2
Scoring.....	ARTE 11.10.3, E 11.10.4, E 11.10.5
Scribes.....	ARTE 11.6.2
Ties.....	ARTE 11.10.4
Veterinarian.....	ARTE 11.7

Dressage Tests

Access & Ordering.....	ARTE 7.4
Beginning & End of Tests.....	ARTE 9.3.14
Calling Tests.....	ARTE 9.1
Competition Times.....	ARTE 9.7.9
Copyright.....	ARTE 7.4.3
Definition of Tests.....	ARTE 7.5.2
Dismounting.....	ARTE 9.4
Elimination from a Class.....	ARTE 9.5
Entering Before Signal.....	ARTE 9.3.8
Error of Course.....	ARTE 9.3.1, E 9.3.2, E 9.3.4
Error of Test.....	ARTE 9.3.3, E 9.3.4
Errors & Penalties.....	ARTE 9.3
Freestyle Movements.....	Chapter 10
Falls.....	ARTE 9.3.10
Judging EC Tests at Non-EC Sanctioned Competitions.....	ARTE 7.4.7
Lameness.....	ARTE 9.3.6
Late Entry.....	ARTE 9.7
Leaving Arena During Test.....	ARTE 9.3.11
National Movements.....	Chapter 2
Resistance.....	ARTE 9.3.12
Score under 50%.....	ARTE 9.9.7
Score under 40%.....	ARTE 9.9.8
Two Fees/One Test.....	ARTE 7.1.4, E 7.10.5

Dressage Tests, Para Dressage.....	ARTE 6.4
---	-----------------

Drug Testing.....	ARTE 3.0
--------------------------	-----------------

EC Horse Licence	ART E 3.2
EC Gold National, Regional, Provincial Championship	ART E 7.23, E 7.24, E 7.25
EC Sport Licence	ART E 3.1
Eligibility to Compete	ART E 3.4
Elimination from a Class	ART E 9.5
Entry Fees	
Two Fees/One Test Option.....	ART E 7.1.4, E 7.10.5
Equine Medication Control	Chapter 18
Equipment (Miscellaneous)	ART E 4.9
Allowed only in Warm Up – forbidden in competition.....	ART E 4.9A
Approved For Competition – no permission required.....	ART E 4.9C
Approved for Competition – permission required.....	ART E 4.9B
Bit Guards.....	ART E 4.9D
Blinkers.....	ART E 4.9D
Bell Boots, Boots, Bandages.....	ART E 4.9.1 A, E 4.10, E 4.11
Breastplates.....	ART E 4.9C.1, E 9.9A.1
Bridle Padding.....	ART E 4.2
Bucking Straps.....	ART E 4.9C.1
Cruppers.....	ART E 4.9C.1
Ear Plugs.....	ART E 4.9D
Equine Nasal Strips.....	ART E 4.9A.5
False Tails.....	ART E 4.9C.5, E 4.13
Fly Armor.....	ART E 4.9C.3
Fly Hoods (Ear Nets).....	ART E 4.9C.2
Forbidden use.....	ART E 4.9D
Foregirths.....	ART E 4.9C.1
Girth Covers.....	ART E 4.9C.1
Hearing Impaired athletes.....	ART E 4.9.8
Hoof Boots.....	ART E 4.9A.9
Illegal Spurs.....	ART E 4.9D
Martingales.....	ART E 4.9A.3, E 4.9D
Net Relief For Head Shakers.....	ART E 4.9B.1, E 4.12.2
Nose Fly Guards.....	ART E 4.9C.4, E 4.12.1
Reins (Bearing, Running, Balancing).....	ART E 4.9D
Seat Covers.....	ART E 4.6.6, 4.9A.2
Side Reins.....	ART E 4.9A.4
Tongue Tie.....	ART E 4.9D, E 4.5
Two Way Communication Devices.....	ART E 4.9A.8, E 4.15
Equitation Classes	Chapter 8
Athlete.....	ART E 8.4
Awards.....	ART E 8.3
Categories.....	ART E 8.1
Championships.....	ART E 8.3
Class Specifications.....	ART E 8.7
Competition Ring.....	ART E 8.8
Dress and Equipment.....	ART E 8.5
Horse/Pony.....	ART E 8.4
Judges.....	ART E 8.10

Licence Levels	ART E 8.2
Miscellaneous Rules	ART E 8.6
Purpose	ART E 8.0
Scoring	ART E 8.9
Equivalencies – EC/ FEI	ART E 7.8
Error of Test, Para Dressage	ART E 6.7
Errors & Penalties	ART E 9.3
Eventing/Horse Trial Dressage Tests	ART E 7.6, E 14.7
Execution of Tests	ART E 9.3
Execution of Movements	ART E 2.5
Extreme and Inclement Weather	ART E 4.1.7
Falls	ART E 9.3.10
FEI Age Limitations	ART E 3.4.4
FEI FAQ	Annex 1
CDI Authorizations from NF	
FEI Passport Requirements	
FEI Permission to Compete	
FEI Registration Requirements	
FEI Rules	
FEI Sanctioned Competitions	
FEI Children	ART E 3.4.4
Bridle/Bits	ART E 4.2, E 4.2.1, E 4.3, E 4.4
Dress	ART E 4.1.2
Freestyle	ART E 10.6
Saddle	ART E 4.6
FEI/EC Equivalencies	ART E 7.8
FEI Junior	ART E 3.4.4
Bridle/Bits	ART E 4.2, E 4.2.1, E 4.2.2, E 4.3, E 4.3.1
Dress	ART E 4.1.2
Freestyle	ART E 10.6
Saddle	ART E 4.6
FEI Passports	Annex 1
FEI Pony athlete	ART E 3.4.4
Bridle/Bits	ART E 4.2, E 4.2.1, E 4.3, E 4.4
Dress	ART E 4.1.2
Freestyle	ART E 10.6
Saddle	ART E 4.6
FEI Registration Requirements	Annex 1
FEI Rules	Annex 1
FEI Stewards	ART E 16.7
FEI Tests	ART E 3.0, E 9.1.7
FEI Young Horse Classes	Chapter 13
Age and Height	ART E 13.1
Approved Judges	ART E 13.6.2, E13.6.3
Assessment	ART E 13.4
Athlete	ART E 13.6.1
Basic Paces	ART E 13.5
Dress & Saddlery	ART E 13.3, Chapter 4
Dressage Tests	ART E 13.2
General Impression	ART E 13.6

Ground Jury	ART E 13.6.2
Judging	ART E 13.6.2
FEI Young Rider	ART E 3.4.4
Bridle/Bits	ART E 4.2, E 4.2.1, E 4.2.2, E 4.2.3, E 4.3, E 4.4, E 4.4.1
Dress	ART E 4.1.1
Figure of Eight	ART E 1.11.3
Figure of eight noseband	ART E 4.2.3.4
Figures	ART E 1.11
First Level	ART E 7.5.2
Footing	
Maintenance	ART E 7.13
Muddy Footing Conditions	ART E 4.11
Fourth Level	ART E 7.5.2
Freestyles	Chapter 10
Champions at a Championship Competitions	ART E 7.23.11, E 7.24, E 7.25.9
Championships	ART E 7.23, E 7.24, E 7.25
Eligibility: Gold & Silver Competitions, all levels, EC & FEI	ART E 10.6
Elimination	ART E 9.5
Entry Time	ART E 10.2.2
Removal of Hat	ART E 10.2.5
Judges:	
Location	ART E 10.5
Number of	ART E 10.5
Levels	ART E 7.9
Movements	ART E 10.1
Music	ART E 10.3
Music Failure	ART E 10.3.9, E 9.3.13
Higher Level Movements	ART E 10.2.8
Late Entry	ART 9.3.17, ART E 10.2.2
Overtime	ART E 10.2.7, E 9.3.16
Para Dressage	ART E 6.9
Penalties	ART E 10.2
Recorded Mandatory	ART E 10.3.1, E 10.3.3, E 10.3.6
Salute	ART E 10.2.3
Scoring	ART E 10.4
Use of Decimals	ART E 10.4.1
Sound Checks	ART E 10.3.4, E 10.3.5
Ties	ART E 10.4.8
Time/Timing	ART E 10.1.3, 10.1.5
Gaits	
Walk	ART E 1.4
Trot	ART E 1.5
Canter	ART E 1.6
Gold Competitions	ART E 3.0, E 7.18
Glossary	Annex 2
Grinding Teeth	ART E 1.18.2, 9.7.4
Ground Jury	
Championships	ART E 7.30
FEI Young Horse Classes	ART E 13.6.2

Guest Cards	ART E 3.0
Judges.....	ART E 15.3
Stewards.....	ART E 16.8
Half Halts	ART E 1.9
Half Pass	ART E 1.13.8
Halt	ART E 1.3
Headgear	ART 4.0, 5.8.1, 9.2.2, 10.2.5
Hearing Impairment	ART E 9.1.4
Hors Concours	ART E 7.11.11
Horse Identification	ART E 3.3, E 7.11.1
Horse Licence	ART E 3.2
Horses, Minimum Age and Measurement	ART E 7.11.4
Illegal Equipment	ART E 4.9D
Impulsion	ART E 1.18.1
International Competitions, Entries	Annex 1
Introduction	Page xii
Judging a Test	ART E 9.7
Judges	Chapter 15
Arrival Time.....	ART E 15.7
Booths.....	ART E 7.20
Championships.....	ART E 7.17
Conflict of Interest.....	ART E 15.1
Disciplinary Action.....	ART E 7.4.8
Dress Code.....	ART E 15.8
Dressage Sport Horse Breeding Classes.....	ART E 11.1.1
FEI Young Horse Classes.....	ART E 13.6.2
Gold Championships.....	ART E 7.30
Guest Cards.....	ART E 15.3
Location of Judges in the Arena.....	ART E 7.19, E 15.4
Maximum hours/Breaks.....	ART E 15.6
Personal Communications.....	ART E 15.9
Restrictions.....	ART E 15.2
Silver Championships.....	ART E 7.24, E 7.25
Junior Category	ART E 3.4, E 3.4.3
Cross Entering.....	ART E 7.11.8
Protective Headgear.....	ART E 4.0
Two Fees/One Test.....	ART E 7.1.4, E 7.10.5
Lameness	ART E 9.3.6
Late Entry into Test	ART E 9.3.7
Lateral Movements	ART E 1.13
Learner Stewards	ART E 16.6.1
Leaving Arena During Test	ART E 9.3.11
Leg Yielding	ART E 1.12
Legal Action Non-EC Sanctioned Competitions	ART E 7.4.7
Lengthened Stride	ART E 2.1
Levels (Dressage Tests)	ART E 7.5.2
Levy	ART E 3.0
Logos	ART E 17.2
Long Hair	ART E 4.1.9

Lungeing	ART E 4.9A.4, E 7.11.12.4/5, E 7.16.3/4
Marking Test Sheets	ART E 7.21
Collective.....	ART E 9.9.1, E 9.9.3, E 9.9.4
Freestyles.....	ART E 10.4
Scale.....	ART E 9.7.10
Scores and Placings.....	ART E 9.9
Martingales	ART E 4.9A, E 4.9D
Masters Test of Choice	Chapter 14
Materiale Classes	Chapter 12
Classes.....	ART E 12.1
Class Routine.....	ART E 12.2
Judging.....	ART E 12.3
Competition Management.....	ART E 12.4
Whips.....	ART E 12.5
Maximum Levels/Tests per horse per Day	ART E 7.11.9
Measurement Horse	ART E 7.11.4.2
Measurement Pony	ART E 7.11.5.1
Medical Dispensation, Short Term Injury	ART E 4.1.11
Medium Judges	Chapter 15
Medium Stewards	Chapter 16, ART E 16.6.3
Membership	ART E 3.0, E 3.1
Assistant Handler/Breeding Classes.....	ART E 11.2.8, E 11.4.4
Handler/Breeding Classes.....	ART E 11.3.7, E 11.4.4
Metric Conversion Table/Chart	Pg 147
Muddy Footing Conditions	ART E 4.1.1
Musie	
Background.....	ART E 7.10.1
Freestyle.....	ART E 10.3
Music Failure.....	ART E 10.3.9
National Championships	ART E 7.17, E 7.23.1, E 7.25
Net Relief	ART E 4.12.2
Nose Fly Guards	ART E 4.9C4, E 4.12.1
Non-Championship Competitions	ART E 7.18
See "Competitions Non Championship"	
Non-Competing Horses	ART E 7.11.3
Non-EC Sanctioned Competitions	ART E 15.2
Nosebands	ART E 4.2.3, 4.2.2.3
Objects & Principles (EC)	ART E 1.1
Object and General Principles (FEI)	ART E 1.2
Object, Para Dressage	ART E 6.1
Officials Required	ART E 3.0, E 7.17, E 7.18, E 7.30, Chapters 15 & 16
Dressage Sport Horse Breeding Classes.....	ART E 11.1.1
FEI Young Horse Classes.....	ART E 13.6.2, E 13.6.3
Gold Championships.....	ART E 7.17
Guest Cards.....	ART E 15.3, E 16.8
Materiale Classes.....	ART E 12.4
Non-Championship Competitions.....	ART E 7.18
Silver Championships.....	ART E 7.17
One Horse in a Class	ART E 9.9.10
Open Category	ART E 3.4, E 3.4.1

Cross Entering.....	ART E 7.11.8
Two Fees/One Test.....	ART E 7.1.4, E 7.10.5
Outside Assistance, Para Dressage.....	ART E 6.8
Ownership Requirements.....	ART E 3.1.3, E 7.23.5
Paces	
Walk.....	ART E 1.4
Trot.....	ART E 1.5
Canter.....	ART E 1.6
Para Dressage.....	see Section E, Chapter 6
Compensatory Aids.....	ART E 4.1.6.2, E 4.9A.8
Equivalencies.....	ART 7.8.4
Passage.....	ART E 1.16
Passports (Horse I.D.).....	ART E 3.3, E 7.11.1
Penalties	
Freestyle.....	ART E 9.3, E 10.2
Technical Tests.....	ART E 9.3
Permission to Compete in a CDI.....	Annex 1
Person(s) responsible.....	Glossary
Piaffe.....	ART E 1.17
Pirouette and Half Pirouette.....	ART E 1.15
Placings and Scores.....	ART E 9.9, E 9.10
Ponies.....	ART 7.11.5
Adult athletes.....	ART E 7.11.5.4
Cross Entering.....	ART E 7.11.8
Measurement.....	ART E 7.11.5.1
Minimum Age.....	ART E 7.11.5.3
Pony Club Classes.....	ART E 7.6
Position and Aids of athlete.....	ART E 1.20
Position and Aids of athlete, Para Dressage.....	ART E 6.5
Prix Caprilli.....	ART E 7.6
Prize Giving, Para Dressage.....	ART E 6.15
Prize Lists.....	ART E 7.3.3, E 7.25.3
Protective Headgear	
EC athletes.....	ART E 4.0
Protests.....	Chapter 19
Protocol.....	ART E 7.22
Arrival Times.....	ART E 7.22.2, E 15.7, E 16.10
Awards Presentations.....	ART E 7.22.7
Dress.....	ART E 7.22.1, E 7.22.7, E 15.8, E 16.11
Officials.....	ART E 7.22.1
Organizers Responsibility to Foreign Judges.....	ART E 7.22.5, E 7.22.6
Organizers Responsibility to Local Judges.....	ART E 7.22.6
Athletes in Awards Ceremonies.....	ART E 7.22.7
Provincial Awards.....	Contact your Provincial Office
Provincial Championships	
Gold.....	ART E 7.23.3, E 7.25
Silver.....	ART E 7.24, E 7.25
Publicity and Advertising.....	Chapter 6
Pulled Shoe.....	ART E 4.14
Reader's Dress Code.....	ART E 9.13

Regional Championships (Gold)	ART E 7.23.7, E 7.23.8
Reinback	ART E 1.7
Renvers	ART E 1.13.7
Re-riding a Test	ART E 9.3.13
Resistance	ART E 9.3.12
Grinding Teeth.....	ART E 1.18.2.1, E 9.7.4
Swishing Tail.....	ART E 9.7.4
Tongue-out.....	ART E 1.18.2.1
Restrictions	
Judging.....	ART E 3.0, E 15.2
Stewards.....	ART E 3.0, E 16.7
Results — Publication of	ART E 9.9.11
Rising and Sitting Trot	ART E 2.2
Round and Low Trot and Canter	ART E 2.4
Rule Amendments/Interpretations	Page x, xi
Saddlepads	ART E 4.6.7
Saddlery & Equipment (Bridles listed separately)	Chapter 4
Boots and Bandages.....	ART E 4.9A.1
Forbidden Equipment.....	ART E 4.9A, E 4.9D
Kvall Stirrups.....	ART E 4.7.3
Miscellaneous Equipment.....	ART E 4.9
Nosebands.....	ART E 4.2.3
Para-Dressage Saddlery Aids (other).....	ART E 6.13
Saddles.....	ART E 4.6, E 6.12
Spurs.....	ART E 4.1.8
Stirrups.....	ART E 4.7
Whips.....	ART E 4.8
Safety Headgear	ART E 4.0
Safety Vests	ART E 4.0.1
Salute	ART E 9.2, E 9.3.9 E 10.2.3, E 10.2.4, E 10.2.5, E 10.2.6
Schooling of Horses	ART E 7.11.12
Allowed (Non Championships).....	ART E 7.11.12.1
Competition Number.....	ART E 7.11.12.2
Not Allowed (Championships).....	ART E 7.11.12.3
Sharing of Horses, Para Dressage.....	ART E 6.10
Scores & Placings	ART E 9.9, E 9.10
Collective Marks.....	ART E 9.9.1, E 9.9.4
Establishing Champions.....	ART E 9.10, E 7.25.6
Freestyle Marks.....	ART E 10.4
Level Champions.....	ART E 9.10.1, E 9.10.2, E 9.10.3
Marking Sheets.....	ART E 7.21
Minimum Score.....	ART E 9.9.8, E 7.25.11
One Horse Class.....	ART E 9.9.10
Publication of Results.....	ART E 9.9.11, E 9.9.12
Scores under 50%.....	ART E 9.9.7, E 7.25.11
Scores under 40%.....	ART E 9.9.8, E 9.5
Ties.....	ART E 9.9.4, E 9.9.5, E 9.9.6, E 9.10.5, E 7.25.7
Scribes	ART E 7.21
Championships.....	ART E 7.21.11, E 7.21.13
Confidentiality.....	ART E 7.21.4

Conflict of Interest	ART E 7.21.7
Dress	ART E 7.22.1
Experience.....	ART E 7.21.6, E 7.21.10, E 7.21.11
Marking Sheets	ART E 7.21.1
On Site.....	ART E 7.22.4
Second Level.....	ART E 7.5.2
Senior Stewards.....	ART E 16.6.4
Serpentine.....	ART E 1.11.2
Shoulder-in.....	ART E 1.13.5
Side Saddle.....	Chapter 5
Bridles and Bits.....	ART E 5.3
Dress	ART E 5.8
Ribbons and Awards.....	ART E 5.9
Athlete's Position.....	ART E 5.6
Saddle diagram.....	ART E 5.1.1
Spurs.....	ART E 5.4
Stirrups.....	ART E 5.2
Trot.....	ART E 5.7
Whips.....	ART E 5.5
Silver Competitions.....	ART E 3.0 (Chart), E 7.24, E 7.25
Conditions of Entry.....	ART E 7.24.4, E 7.24.5
Establishing Champions.....	ART E 7.25.6, E 7.25.7
General Information.....	ART E 7.24
Officials Required.....	ART E 7.30
Tests Offered.....	ART E 7.28
Simple Change of Leg.....	ART E 1.6.4.7
Sitting Trot.....	ART E 2.2
Snaffle bits.....	ART E 4.3, E 4.4
Number of joints	ART E 4.3.10
Snaffle Bridle.....	ART E 4.2.1, E 4.9A.7
Sponsor Logos on Saddle Pads & Clothing.....	ART E 6.2
Sport Horse Breeding.....	Chapter 11
Breed Class Triangle.....	ART E 11.8.4
Sport Licence (EC).....	ART E 3.1
Spurs.....	ART E 4.1.8
Stallions.....	ART E 7.11.6
Dangerous/Unruly.....	ART E 7.11.7, E 7.11.6.1
Junior athletes.....	ART E 7.11.6.2, E 8.4
Person(s) responsible.....	ART, E 7.11.6.3
Stewards.....	Chapter 16
Arena/Warm Up Area	ART E 16.14
Basic Application.....	ART E 16.6.2A
Basic Privileges.....	ART E 16.6.2C
Basic Status.....	ART E 16.6.2B
Categories.....	ART E 16.6
Conflict of Interest.....	ART E 16.1
Dress Code.....	ART E 16.11
Goals of Stewarding.....	ART E 16.3
Guest Cards.....	ART E 16.8
Learner Application.....	ART E 16.6.1A

Learner Privileges.....	ART E 16.6.1B
Mandatory Use.....	ART E 16.2
Medium Application.....	ART E 16.6.3A
Medium Privileges/Obligations.....	ART E 16.6.3C
Medium Status.....	ART E 16.6.3B
Process of Stewarding.....	ART E 16.5
Purpose of Stewarding.....	ART E 16.4
Required/Allowed.....	ART E 16.7
Restrictions.....	ART E 16.7
Senior Application.....	ART E 16.6.4A
Senior Privileges/Obligations.....	ART E 16.6.4C
Senior Status.....	ART E 16.6.4B
Stewards' Reports.....	ART E 16.9
Tack/dress check prior to ride.....	ART E 16.13
Tack Check.....	ART E 16.12
Fly Armor.....	ART E 4.16.2
Time of Arrival.....	ART E 16.10
Two Rings.....	ART E 16.15
Stretching on a Long Rein.....	ART E 1.5.6
Submission.....	ART E 1.18.2
Substitutions.....	ART E 7.11.10
Tack Check.....	ART E 4.16
Tests	
Access and Ordering.....	ART E 7.4
Calling tests.....	ART E 9.1
Definitions.....	ART E 7.5.2
Returning tests to competitors.....	ART E 9.8
Tests In 20x40m Arena.....	ART E 3.0, E 7.7
Test of Choice.....	ART E 7.31
See also: Dressage Tests	
Third Level.....	ART E 7.5.2
Ties	
Championship Competitions.....	ART E 7.25.7
Non-Championship Competitions	
ART E 9.9.4, E 9.9.5, E 9.9.6, E 9.10.5	
Freestyles.....	ART E 10.4.8
Technical Tests.....	ART E 9.9.4, E 9.9.5, E 9.9.6
Time Limits	
Freestyles.....	ART E 7.10.4
Technical Tests.....	ART E 7.10.3
Time Out (Broken Equipment).....	ART E 4.14
Two Fees/One Test.....	ART E 7.1.4, E 7.10.5
Tongue Tie.....	ART E 4.5
Training Level.....	ART E 7.5.2
Transitions.....	ART E 1.8, 2.6
Travers.....	ART E 1.13.6
Trot.....	ART E 1.5
Rising.....	ART E 2.2
Round and Low.....	ART E 2.4

Sitting.....	ART E 2.2
Turn on the Haunches	ART E 1.15.9, E 1.15.10
Two-way Communication Devices	ART E 4.9A.8, 4.15, E 9.1.4
Unauthorized Assistance	ART E 9.3.15
Unevenness	ART E 9.3.6
Violations	Chapter 19
Voice	ART E 9.3.17
Volte	ART E 1.11.1
Walk	ART E 1.4
Western Dressage	ART E 15.2.4
Whips	ART E 4.8, E 4.8.2, E 5.5, E 12.5, E 13.3
Young Horse Classes (EC & FEI)	Chapter 13
Young Rider (FEI)	
Age Limit.....	ART E 3.4.4
Dress.....	ART E 4.1.1
Protective Headgear Requirements.....	ART E 4.0, E 4.1.1
Zigzag	ART E 1.10.2



**EQUESTRIAN
CANADA
ÉQUESTRE**

EQUESTRIAN.CA