

CHANGES VISIBLE EDITION

This document illustrates all changes following the final 2024 edition.

Changes are noted with additions underlined in red ink;
deletions presented by ~~striketrough~~ text, also in red

EQUESTRIAN CANADA RULEBOOK

The rules published herein are effective on January 1, ~~2024~~2025, and remain in effect for one year except as superseded by rule changes or clarifications published in subsequent editions of this section. Section K as printed herein is the official version of *Reining* for ~~2024~~2025.

The Rule Book comprises the following sections:

- A General Regulations
- B Breeds
- C Driving and Para-Driving
- D Eventing
- E Dressage and Para-Dressage
- F General Performance, Western, Equitation
- G Hunter, Jumper, Equitation and Hack
- J Endurance
- K Reining and Para-Reining
- L Vaulting

Section K: REINING AND PARA-REINING

is part of the Rule Book of Equestrian Canada
and is published by:

EQUESTRIAN CANADA

c/o House of Sport
2451 Riverside Drive
Ottawa, Ontario K1H 7X7
Tel: (613) 287-1515; Fax: (613) 248-3484
1-866-282-8395
Email: rules@equestrian.ca
Web site: www.equestrian.ca

© ~~2024~~2025 Equestrian Canada ISBN 978-1-77288-177-6

Reining Competition Chart				
	Bronze	Silver	Gold	Platinum
Competition Operations				
Classes	Open AAA, Open AA, Open A, Open Amateur AAA, Amateur AA, Amateur A, Amateur, Amateur 50+, Explorer AA, Explorer A, Explorer, Junior A, Junior B, Junior C, Young Rider Junior Rider	Open AAA, Open AA, Open A, Open Amateur AAA, Amateur AA, Amateur A, Amateur, Amateur 50+, Explorer AA, Explorer A, Explorer, Junior A, Junior B, Junior C, Young Rider Junior Rider	Grand Prix Open AAA, Open AA, Open A, Open Amateur AAA, Amateur AA, Amateur A, Amateur, Amateur 50+, Junior A, Junior B, Junior C, Young Rider Junior Rider	CRI Grand Prix Open AAA, Amateur AAA, Young Rider Junior Rider
FEI level	No	No	No	Yes
EC General Regs	Yes	Yes	Yes	Yes
Max # of days of competition	Three	Three	Three	Three plus
Prize money (max.)	\$2,500	\$2,501 - \$10,000	\$10,001 and over	Refer to FEI
EC Sanctioning Fee	Refer to EC Schedule of Fees (based on class level and prize money)			
FEI	n/a	n/a	n/a	Calendar fee & Organizing dues
Approved by	PPTSO or EC	PPTSO or EC	EC	
Medication Control *	EC	EC	EC	EC
Insurance	Required – included with PPTSO membership or EC service pack in non-participating provinces			
Emergency Plan	Yes	Yes	Yes	Yes
Championship	Participating Province/Territory		National	As Per FEI
Results Reporting	EC/PPTSO		EC	
Officials				
Veterinarian Commission	National	National and/or FEI	National and/or FEI	National and/or FEI
Ground Jury	National	National and/or FEI	National and/or FEI	National and/or FEI
Stewards	National	National and/or FEI	National and/or FEI	National and/or FEI
Competitor & Horse Owner Licences & Memberships				
PTSO membership	Per rules of participating provinces/territories			
EC Sport Licences (minimum of)	Based on class entered			
Horses				
Horse Identification (Passport) required	No	Horse Recording or FEI	Horse Recording or FEI	FEI National Passport (CIMS within CAN only)
EC Horse Recording	No	Yes	Yes	Yes

EC – Equestrian Canada, PPTSO – Participating Provincial/Territorial Sport Organization

* Medication control fees in accordance with EC *Schedule of Fees*

EC-sanctioning permit is based on the highest level class offered **at the** event.

Entries at lower levels can be held concurrently. (eg. At a Platinum event, Gold, Silver, and/or Bronze level class may be offered. The rider's Sport Licence (minimum) is based on the class entered.

EQUESTRIAN CANADA RULE BOOK

SECTION K REINING AND PARA-REINING

These Rules are to be used in conjunction with the General Regulations of Equestrian Canada.

TABLE OF CONTENTS

THE EQUESTRIAN CANADA RULEBOOK.....	vii
CHAPTER I REINING INTRODUCTION	1
ARTICLE K300 GENERAL	1
CHAPTER II REINING EVENTS	2
ARTICLE K301 CATEGORIES.....	2
ARTICLE K302 QUALIFICATION.....	5
ARTICLE K303 DRESS AND SALUTE	6
ARTICLE K304 EQUIPMENT.....	6
ARTICLE K305 INVITATIONS	7
ARTICLE K306 ENTRIES AND SUBSTITUTIONS	7
ARTICLE K307 DECLARATION OF STARTERS.....	8
ARTICLE K308 DRAW FOR THE ORDER OF STARTING	8
CHAPTER III OFFICIALS FOR REINING EVENTS (ANNEX II)	10
ARTICLE K309 OFFICIALS	10
ARTICLE K310 APPEAL COMMITTEE	12
ARTICLE K311 EXPENSES.....	12
ARTICLE K312 SCORING AND TIES	12
ARTICLE K313 PRE-CHECK AND/OR POST-CHECK	17
CHAPTER IV VETERINARY INSPECTIONS AND EXAMINATIONS, MEDICATION CONTROL AND PASSPORTS OF HORSES	19
ARTICLE K314 VETERINARY INSPECTIONS AND EXAMINATIONS	19
ARTICLE K315 ABUSE OF HORSES, MEDICATION CONTROL AND ANTI-DOPING	19
ARTICLE K316 PASSPORTS.....	19
ARTICLE K317 BLEEDING.....	19
CHAPTER V PATTERNS.....	21
ARTICLE K318 PATTERNS	21
Pattern 1	22
Pattern 2.....	24
Pattern 3.....	26
Pattern 4.....	28
Pattern 5.....	30
Pattern 6.....	32
Pattern 7.....	34
Pattern 8.....	36
Pattern 9.....	38

Pattern 10.....	40
Pattern 11.....	42
<i>ARTICLE K318A CANADIAN PATTERNS.....</i>	44
<i>Pattern A.....</i>	44
<i>Pattern B.....</i>	46
<i>Pattern C.....</i>	48
<i>Pattern D.....</i>	50
<i>Pattern E.....</i>	52
<i>Pattern F.....</i>	54
<i>Pattern G.....</i>	56
<i>Pattern H.....</i>	58
<i>Pattern I.....</i>	60
<i>Pattern J.....</i>	62
ARTICLE K319 FREESTYLE REINING.....	64
ARTICLE K320 JUDGING OF FREESTYLE REINING	64
CHAPTER VI EQUESTRIAN CANADA OFFICIALS.....	66
ARTICLE K321 COMPETITION OFFICIALS	66
ARTICLE K322 GUEST CARDS.....	66
ARTICLE K323 FILING REPORTS	67
ARTICLE K324 ADVISORY PROCESS	67
CHAPTER VII PARA-REINING	68
ARTICLE K325 TACK, EQUIPMENT AND ATTIRE.....	68
ANNEX I JUDGES.....	69
ANNEX II STABLE SECURITY AT REINING EVENTS	70
ANNEX III RULES FOR YOUNG RIDERS, JUNIOR AND CHILDREN REINING EVENTS.....	71
CHAPTER I INTRODUCTION.....	71
ARTICLE YR J CH- 0 GENERAL	71
ARTICLE YR J CH- 1 PRIORITY OF THE REGULATIONS	71
ARTICLE YR J CH- 2 DEFINITION	71
ANNEX III	72
CHAPTER II INTERNATIONAL EVENTS AND CHAMPIONSHIPS.....	72
ARTICLE YR J CH-3 INTERNATIONAL EVENTS.....	72
ARTICLE YRJ-CH-4 CHAMPIONSHIPS.....	72
ANNEX III	73
CHAPTER III ELIGIBILITY AT INTERNATIONAL EVENTS AND CHAMPIONSHIPS	73
ARTICLE YR-J-CH-5 GENERAL.....	73
ARTICLE YR-J-CH-6 PARTICIPATION	74
ANNEX III	75
CHAPTER IV RULES FOR INTERNATIONAL EVENTS AND CHAMPIONSHIPS	75
ARTICLE YR J CH – 7 PATTERNS, EQUIPMENT, DRESS, JUDGES, TECHNICAL DELEGATE	75

ANNEX III 76

CHAPTER V OTHER SPECIFICATIONS 76

ARTICLE YR-J-CH-8 EXPENSES AND PRIVILEGES 76

ARTICLE YR-J-CH-9 PRIZES..... 76

ARTICLE YR-J-CH-10 SCHOOLING OF HORSES..... 77

ARTICLE YR-J-CH-11 SCHEDULE 77

ANNEX III 78

CHAPTER VI CONTINENTAL AND REGIONAL REINING

CHAMPIONSHIPS 78

ARTICLE YR-J-CH-12 ENTRIES..... 78

ARTICLE YR-J-CH-13 QUALIFICATIONS 78

ARTICLE YR-J-CH -14 COMPETITIONS AND PATTERNS 78

ARTICLE YR-J-CH-15 TEAM CLASSIFICATION..... 79

ARTICLE YR-J-CH-16 INDIVIDUAL CLASSIFICATION 79

ANNEX IV CATEGORIES OF REINING EVENTS 80

***CANADIAN APPENDIX A EQUESTRIAN CANADA REINING CLASSES* .84**

GLOSSARY 86

METRIC CONVERSION..... 101

INDEX 102

EQUESTRIAN CANADA

Equestrian Canada is the national governing body for equestrian sport in Canada, with a mandate to represent, promote and advance the sport in Canada, and to represent, promote advocate for and advance all related equine and equestrian interests, including recreation, industry and equine health and welfare.

PATRON

Her Excellency the Right Honourable Mary Jeannie May Simon CC., CMM.,
COM., OQ., CD., FRCGS., Governor General of Canada

THE EQUESTRIAN CANADA RULEBOOK

Knowledge of the rules of any sport is required of each participant, and the competitor at an EC-sanctioned competition must accept this responsibility. Both a complete knowledge of and compliance with the rules are essential, and all participants must be fully cognizant of all rules as well as particular class specifications in the discipline/breed sport in which they compete.

It is not possible to provide for every conceivable eventuality in these rules. If there is no rule to deal specifically with a particular circumstance, or if the nearest interpretation of the pertinent rule would result in an obvious injustice, it is the duty of those responsible to make a decision based on common sense and fair play, thus reflecting as closely as possible the intention of the rules and regulations of Equestrian Canada.

Organization of the Rulebook

The EC Rulebook is divided into multiple sections, grouped by disciplines and breed sports. Section A covers general regulations that apply to all EC members, competitors, officials, owners, equines, organizers and persons responsible unless superseded in other sections of the Rulebook.

Evergreen Rules Process

The Equestrian Canada rulebooks are updated annually, effective January 1st. The official rulebook will be as published on the EC website and may be amended as follows.

Amendment of the Rules

It is the right of every sport licence holder of Equestrian Canada to propose amendments to the rules, subject to the current policies, procedures and schedules. The deadline for Rule Change Suggestions (RCS) shall be May 31 each year in accordance with the procedures outlined on the EC Rule Change page. Suggestions will be reviewed by the appropriate discipline/breed sport EC committees who will consider all suggestions and put forward those they recommend as Rule Change Proposals (RCPs). RCPs will be posted on the EC website to allow for a 30-day review period. The EC committees will consider all comments and make any necessary revisions. Rule changes will be posted on the EC website in December to be effective January 1 the following year.

The amendment process will be strictly followed. Extraordinary rule amendments will be permitted only for FEI rule changes, safety, monetary, clarification, ethical and equine welfare reasons at the discretion of the National Rules Committee using

the following protocol. Extraordinary rule amendments will be effective when published by EC on its official website. FEI Rules, applicable to EC-sanctioned competitions, are effective upon publication by the FEI.

Extraordinary Amendment Process

1. **Proposal** – An Extraordinary Rule Amendment (ERA) is composed by the EC discipline/breed committee, EC staff or National Rules Committee (NRC) with supporting rationale.
2. **Authorization** – The applicable discipline or breed committee must authorize each ERA, note it in their minutes and forward it to the NRC.
3. **Approval** – The NRC is responsible for confirming the ERA criteria (FEI rule change, safety, monetary, clarification, ethical or equine welfare) have been satisfied
4. **Posting** – EC will translate and post the amendment and show changes to both change visible and clean copy online Rulebooks. The amendments display the date of the NRC approval for consistency.
5. **Effective** – An ERA is effective when published on the EC website. The file reference shall retain the original approval date.

Interpretation of the Rules

Please read all cross-references carefully and refer to the EC website for rule changes and/or clarifications. Should the English and French versions differ, the English version shall prevail. In the case of conflict between General Regulations and the regulations of the disciplines/breed sports, the discipline/breed sport rules will prevail.

PREAMBLE

Although this booklet sets out the detailed Rules of the FEI governing International Reining, it must be read in conjunction with the Statutes and the General Regulations.

Every eventuality cannot be provided for in these Rules. In any unforeseen or exceptional circumstances, it is the duty of the Ground Jury to make a decision in a sporting spirit and approaching as nearly as possible to the intention of these Rules and of the General Regulations of the FEI.

National EC-sanctioned events in Canada may be conducted with exceptions and modifications noted throughout the rulebook by blue, italic type.

FEI CODE OF CONDUCT

The Fédération Equestre Internationale (FEI) requires all those involved in international equestrian sport to adhere to the FEI's Code of Conduct and to acknowledge and accept that at all times the welfare of the horse must be paramount and must never be subordinated to competitive or commercial influences.

1. At all stages during the preparation and training of competition horses, welfare must take precedence over all other demands. This includes:
 - a) Good Horse Management
Stabling, feeding and training must be compatible with good horse management and must not compromise welfare. Any practices which could cause physical or mental suffering, in or out of Competition, will not be tolerated.
 - b) Training methods
Horses must only undergo training that matches their physical capabilities and level of maturity for their respective disciplines. They must not be subjected to any training methods which are abusive or cause fear or for which they have not been properly prepared.
 - c) Farriery and tack
Foot care and shoeing must be of a high standard. Tack must be designed and fitted to avoid the risk of pain or injury
 - d) Transport
During transportation, horses must be fully protected against injuries and other health risks. Vehicles must be safe, well ventilated, maintained to a high standard, disinfected regularly and driven by competent staff. Competent handlers must always be available to manage the horses
 - e) Transit
All journeys must be planned carefully, and horses allowed regular rest periods with access to food and water in line with current FEI guidelines.
2. Horses and competitors must be fit, competent and in good health before they are allowed to compete.
 - a) Fitness and competence
Participation in competition must be restricted to fit horses and athletes of proven competence.
 - b) Health Status
No horse showing symptoms of disease, lameness or other significant ailments or pre-existing clinical conditions should compete or continue to compete when to do so would compromise its welfare. Veterinary advice must be sought whenever there is any doubt.
 - c) Doping and medication

Abuse of doping and medication is a serious welfare issue and will not be tolerated. After any veterinary treatment, sufficient time must be allowed for full recovery before competition.

- d) Surgical procedures
Any surgical procedures that threaten a competing horse's welfare or the safety of other horses and/or athletes must not be allowed.
- e) Pregnant/recently foaled mares
Mares must not compete after their fourth month of pregnancy or with foal at foot.
- f) Misuse of aids
Abuse of a horse using natural riding aids or artificial aids (e.g. whips, spurs, etc.) will not be tolerated.

3. Events must not prejudice horse welfare.

- a) Competition areas
Horses must only be trained and compete on suitable and safe surfaces. All obstacles must be designed with the safety of the horse in mind.
- b) Ground surfaces
All ground surfaces on which horses walk, train or compete must be designed and maintained to reduce factors that could lead to injuries. Particular attention must be paid to the preparation, composition and upkeep of surfaces.
- c) Extreme weather
Competitions must not take place in extreme weather conditions if the welfare or safety of the horse may be compromised. Provision must be made for cooling horses quickly after competing.
- d) Stabling at events
Stables must be safe, hygienic, comfortable, well ventilated and of sufficient size for the type and disposition of the horse. Clean, good quality and appropriate feed and bedding, fresh drinking water, and washing-down water must always be available.
- e) Fitness to travel

4. Every effort must be made to ensure that horses receive proper attention after they have competed and that they are treated humanely when their competition careers are over.

- a) Veterinary treatment
. Veterinary expertise must always be available at an Event. If a horse is injured or exhausted during a competition, the athlete must dismount and a veterinarian must check the horse
- b) Referral centres
Wherever necessary, the horse should be collected by ambulance and transported to the nearest relevant treatment centre for further assessment and therapy. Injured horses must be given full supportive treatment before transport.
- c) Competition injuries
The incidence of injuries sustained in competition should be monitored. Ground surface conditions, frequency of competitions and any other risk factors should be examined carefully to indicate ways to minimize injuries.
- d) Euthanasia
if injuries are sufficiently severe the horse may need to be euthanized by a veterinarian as soon as possible on humane grounds and with the sole aim of minimizing suffering.

e) Retirement

Every effort should be made to ensure that horses are treated sympathetically and humanely when they retire from competition.

5. The FEI urges all those involved in equestrian sport to attain the highest possible levels of education in their areas of expertise relevant to the care and management of the competition horse.

This Code of Conduct for the Welfare of the Horse may be modified from time to time and the views of all are welcomed. Particular attention will be paid to the new research findings and the FEI encourages further funding and support for welfare studies.

The English text shall be the authoritative version for legal purposes.

CHAPTER I

REINING INTRODUCTION

ARTICLE K300 GENERAL

1. Reining is a judged event designed to show the athletic ability of a western type horse in the confines of a show arena.
2. In reining competition, athletes/horses are required to run one of several approved patterns. Each pattern includes small slow circles, large fast circles, flying lead changes, roll backs over the hocks, 360 degree spins done in place, backups and the exciting sliding stops that are the hallmark of the reining horse.
3. Each horse may only start in one competition per * level per day.
4. A horse may not start in a national class a minimum of one hour preceding the Horse Inspection for a CRI/CRIO.

At Canadian events athletes may take part in all National categories of Reining events with horses belonging to owners of a different nationality. Such owners must hold an equivalent EC membership to that of the athlete.

5. Restrictions on Schooling horses. All schooling must be in the designated arena(s),

At EC-sanctioned events schooling sessions are not scheduled, but in all cases, welfare of the horse is paramount. Stewards to monitor all schooling areas..

6. Following the Horse Inspection:

- 6.1 Any horse(s) taking part in a CRI/CRIO may only be ridden by the athlete who will ride the horse in the competition. The penalty for violating the rule shall be immediate disqualification.
- 6.2 During warm up and exercise sessions Horses must not be closer than two meters to the boundary of the arena at the completion of a sliding stop. The penalty for violating this rule shall be an Immediate Yellow Warning Card.
- 6.3 During warm up and exercise sessions Horses cannot spin more than eight consecutive times during a training session. Horses that are stressed or exhausted may not be spun. The penalty for violating this rule shall be a Yellow Warning Card.
- 6.4 The maximum time allowed for an exercise session is ninety minutes (per 12 hours). The penalty for violating the rule shall be a Yellow Warning Card. This does not include lunging and hand walking in designated areas.

At EC-sanctioned events a horse inspection is required only for Platinum level classes.

CHAPTER II

REINING EVENTS

ARTICLE K301 CATEGORIES

- 1.1 International Reining Events are divided into CRI (Concours de Reining International) and CRIO (Concours de Reining International Official)
 - CRI B No Prize Money, only Prizes in Kind
 - CRI A Competitions with Prize Money awarded
- 1.2 *** Rating**
 - CRI 1* Apprentice
 - CRI 2* Intermediate
 - CRI 3*/CRIO 3* Advanced, International Team Competitions
 - FEI Continental and World Championships
 - FEI World Equestrian Games
- 1.3 **CRIs**
 - 1.3.1 They must comply with the requirements of the FEI General Regulations and the FEI Rules for Reining.
 - 1.3.2 In these events there must only be an official individual classification. CRIs can be run over one or two go-rounds.
 - 1.3.3 CRIs for Seniors are defined in the FEI calendar as CRI 1*/CRI 2*/ CRI 3*/ A or B.
 - 1.3.4 CRIs for Young Riders are defined in the FEI Calendar as CRIYR1* / CRIYR2* / CRIYR3* - A or B.
 - 1.3.5 CRIs for Junior Riders are defined in the FEI Calendar as CRIJ1* / CRIJ2* / CRIJ3* - A or B.
 - 1.3.6 CRIs for Children are identified in the FEI Calendar as CRHCh1*.
- 1.4 **CRIOs AND CHAMPIONSHIPS**
 - 1.4.1 They must comply with the requirements of the FEI General Regulations and the FEI Rules for Reining.
 - 1.4.2 CRIOs are defined in the FEI Calendar as CRIO 3* Championships are defined as CH-EU-R or CH-M-R:
 - 1.4.3 At CRIOs and championships, there must be an individual and team classification.
 - 1.4.4 Each NF may enter only one team of four Athletes and up to a maximum of two additional Individual Athletes and Horses. A minimum of three teams is necessary for a team competition to be considered an official team competition.
 - 1.4.5 Each team and additional Athletes must be of the same sport nationality.
 - 1.4.6 The three best results from the team combinations will be considered for the final team classification.
 - 1.4.7 A team of three athletes may be admitted. In this case, the marks of all three are taken into consideration for the final classification providing all three finish the competition. Further, if a team of only three Athletes is entered, no additional Individual Athletes can be entered by that NF.
 - 1.4.8 A NF that cannot send a team may send a maximum of two (2) Individual athlete/horse combinations.
- 1.5 **FEI Championships**
 - 1.5.1 They must comply with the requirements of the FEI General Regulations and the FEI Rules for Reining. Championships must always be run over two go-rounds.

- 1.5.2 First go-round
The first go-round is the team competition and the first individual qualifying competition.
- 1.5.3 Second go-round
The second go-round is the final Individual competition and is open to 50% of the starters or a maximum of 20 starters from the first go-round, including ties for the 20th place.
- 1.5.4 Medals: FEI Medals will be awarded for the first three teams in the Team Championships and for the first three individuals in the Individual Championship.
- 1.6 **Regional Games**
 - 1.6.1 They must comply with the requirements of the FEI General Regulations and the FEI Rules for Reining and the requirements laid down by the various affiliated Regional Games Associations.
- 1.7 **FEI World Equestrian Games**
 - 1.7.1 The following competition formula shall be used for Word Equestrian Games:
 - Day 1.. Team Competition 1st part
 - Day 2.. Team Competition 2nd part – Team Medals. 15 best Athletes qualify directly for the Individual Final.
 - Day 3.. Rest day
 - Day 4.. Second Qualifying competition. Open to Athletes placed 16 – 35 in the Team/Individual competition. The five best Athletes qualify for the Individual Final.
 - Day 5.. Rest Day
 - Day 6.. Individual Final – Individual Medals. Open to the 15 best riders from the Team competition and five best riders from the Second Qualifying competition.
- 1.8 **Breed specific CRIs – CRI Br.**
 - 1.8.1 The purpose of the CRI Br is to allow Reining competitions being held by Breed Associations to be approved by the home NF and FEI.
 - 1.8.2 Breed Associations such as; but not limited to, American Quarter Horses, American Paint Horses, American Morgan Horses, and Arabian Horse Club of America may hold Breed specific CRIs. All Athletes and horses in a CRI-Br must be registered with the FEI and be members of a Breed association which is recognized and approved by their NF.
 - 1.8.3 The FEI Reining Rules apply and any specific rules and conditions for CRI Br will be published separately.
- 1.9 **Categories of EC-sanctioned Reining Events**
 - 1.9.1 **Bronze**
 - a) *Bronze permit events must comply with the requirements of General Regulations (Section A) and the Rules for Reining (Section K).*
 - b) *Total prize money is not to exceed \$2,500 or the current maximum allowable for Bronze competitions in accordance with EC rules.*
 - c) *Points will be awarded based on the table in Article K311.24*
 - d) *All classes may be offered except for the Grand Prix class.*
 - e) *Application fee to be in accordance with current EC Schedule of Fees.*
 - f) *Judges to be “R” level or above, validated by EC.*

- g) *Stewards are not required but recommended. If used Stewards to be “R” level or above, validated by EC.*
- h) *Event applications are to be made to and approved by the participating PTSO of the event location.*
- i) *Drug testing fees in accordance with the current EC Schedule of Fees.*
- j) *Riders require a Bronze or higher Sport Licence.*
- k) *Horse Recordings not required*

1.9.2 Silver

- a) *Silver permit events must comply with the requirements of General Regulations (Section A) and the Rules for Reining (Section K).*
- b) *Total prize money is to be \$2,501 to \$10,000, or \$15,000 for championship or the current maximum allowable for Silver competitions in accordance with EC rules.*
- c) *Points will be awarded based on the table in Article K311.20*
- d) *All classes may be offered except for the Grand Prix class.*
- e) *Application fee to be in accordance with current EC Schedule of Fees.*
- f) *Judges to be “R” level or above, validated by EC.*
- g) *Stewards to be “R” level or above, validated by EC.*
- h) *Event applications are to be made to and approved by the participating PTSO of the event.*
- i) *Drug testing fees in accordance with the current EC Schedule of Fees.*
- j) *Riders require a Silver or higher Sport Licence.*
- k) *Horse Recording required for horses with annual renewal – see EC Schedule of Fees.*

1.9.3 Gold

- a) *Gold permit events must comply with the requirements of General Regulations (Section A) and the Rules for Reining (Section K).*
- b) *Total prize money is to be \$10,001 and over or the current maximum allowable for Gold competitions in accordance with EC rules.*
- c) *Points will be awarded based on the table in Article K311.20*
- d) *All classes may be offered.*
- e) *Application fee to be in accordance with current EC Schedule of Fees.*
- f) *Judges to be “S” level or above, validated by EC.*
- g) *Stewards to be “S” level or above, validated by EC.*
- h) *Event applications are to be made to and approved by EC.*
- i) *Drug testing fees in accordance with the current EC Schedule of Fees.*
- j) *Riders require a Gold or higher Sport Licence.*
- k) *Horse Recording required for horses with annual renewal – see EC Schedule of Fees.*

1.9.4 Platinum

- a) *FEI Competitions – CRI / CRIO / CRIYR / CRIJ and Canadian Championships.*
- b) *Judges in accordance with FEI Rules for Reining Events.*
- c) *Stewards in accordance with FEI Rules for Reining Events.*

- d) Event Applications are made to EC and/or FEI through EC in accordance with current EC and FEI Schedule of Fees.*
- e) Riders require a Platinum Sport Licence and FEI Rider Registration for FEI classes.*
- f) FEI Passport and FEI Horse Registration required for all foreign owned horses. Canadian owned horses may compete with FEI Recognized National Passport/FEI Passport with annual renewal/registration.*
- g) Drug testing fees in accordance with the current EC/FEI Schedule of Fees.*

ARTICLE K302 QUALIFICATION

1. Any person from the year in which they reach their 18th birthday is allowed to take part in all Senior Reining competitions (CRIs, CRIOs and Championships) either as an individual or as a member of team.
 - 1.1 Any person from the year in which they reach the age of 14 until the year in which they reach the age of 18 is allowed to take part in Junior Reining Competitions.
 - 1.2 Any person from the year in which they reach the age of 16 until the year in which they reach the age of 21 is allowed to take part in Reining competitions for Young Riders.
 - 1.3 Any person from the year in which they reach the age of 12 until the year in which they reach the age of 14 is allowed to take part in Reining Competitions for Children.
2. The World and Continental Reining Championships are open to all athletes eligible according to FEI published qualification criteria.
3. For World and Continental Championships, a Certificate of Capability ("CoC") is required from NFs for all entered Athletes based on results at CRIs and CRIOs. Minimum qualification standards will be established by the FEI from case to case for all FEI World and Continental Championships and published on the FEI website.
4. To be qualified, horses must be at least seven years old. Mares obviously in advanced pregnancies and with foal at foot cannot be entered. See also FEI Veterinary Regulations.
At EC-sanctioned events except Platinum horses must be at least four years old. At Platinum events horses must meet FEI criteria.
5. FEI Reining has four levels of Competition, CRI 1*, 2*, 3* and Championships. Athletes have three levels of Qualification (Expertise). These are 1* (Apprentice), 2* (intermediate) and 3* (Advanced). In order to progress up through the level of Competitions an Athlete must qualify at each level before being allowed/required to compete at the next higher level. National Athletes have automatic entry to 1* FEI Reining Competitions.
 - 5.1 CRI 1* Should an Athlete win four or more Competitions at 1* level the Athlete will be automatically raised to 2*.
 - 5.2 CRI 2* Open to Athletes who have qualified for 2* level Competitions by successfully competing in five FEI 1* Reining Competitions and achieving a minimum score of at least 65 in one of those five Events
 Should an Athlete win four or more Competitions at 2* level the Athlete will be automatically raised to 3*.

- 5.3 CRI 3* Open to Athletes who have qualified for 3* level Competitions by successfully competing in two or more FEI 2* Reining Competitions and achieving a minimum score of 68 in two Events.
- 5.4 Championships Open to FEI 3* Athletes –achieving the Championship qualification criteria as published by the FEI in advance of the Championship.
6. A star rated Young Rider or Junior is automatically qualified for the equivalent star rating level in Senior Competitions.
 - 6.1 A Young Rider or Junior may decide to start competing at a lower star rated level in Senior Competitions than that of his level reached in his own class. This new star level will be the level he will have to start progressing up from, as per Article 302.
 - 6.2 Star rating qualification does not apply to Athletes competing in Children categories.
7. *EC-sanctioned Reining Championships are open to all athletes eligible according to published qualification criteria. Canadian champions are only eligible to be Canadian Team members if all other criteria – EC and FEI – is met.*

ARTICLE K303 DRESS AND SALUTE

1. All athletes must wear appropriate western attire while competing; this will include a long sleeve shirt with collar, cowboy boots and western hat or approved protective headgear*. When Athletes are training in the competition arena they are required to wear competition wear or team attire (no ball caps are allowed during training) under penalty of a Yellow Warning Card.
* (See Glossary, Section A – *Headgear Standards*).
2. Salute: Must be done in accordance with GRs, unless the pattern used is a run-in pattern.
3. Athletes under the age of 18 years old must wear a protective headgear (safety headgear) at all times while riding.

At EC-sanctioned events a more casual attire is permitted in the training areas only.

ARTICLE K304 EQUIPMENT

1. References to a bit mean the use of a curb bit that has a solid or broken mouthpiece, has shanks and acts with leverage. All curb bits must be free of mechanical device and should be considered a standard western bit. A snaffle bit and the traditional hackamore (bosal) is allowed at all times.
 - 1.1. A standard western bit includes 21.5 cms maximum length shank. (A guide to measurement is published in the FEI Reining Judges Guide). Shanks may be fixed or loose.
 - 1.2. Concerning mouthpieces, bars must be round, oval or egg-shaped, smooth and unwrapped metal of 0.8 cms to 1.9 cms diameter, measured 2.5 cms from the cheek. They may be inlaid, but must be smooth or latex wrapped. Nothing may protrude below the mouthpiece (bar), such as extensions, prongs or wire rings
 - 1.3. The port must be no higher than 8.9 cms maximum, with rollers and covers acceptable. Broken mouthpieces, half-breeds, and spades are standard.
 - 1.4 Slip or gag bits, donuts or flat polo mouthpieces are not acceptable.
2. Except for Freestyle Classes and when a snaffle bit or hackamore is used in CRI 1* Competitions,, only one hand may be used on the reins, and the hand must

not be changed. The hand is to be around the reins; index finger only between split reins is permitted. Violation of this rule results in a penalty score of zero (0).

3. When a curb bit is used, a curb strap or curb chain is required. It must be at least 1.27cms wide, lie flat against the jaw, be free of barbs, wire and/or twists.
4. Only equipment allowed in competitions is permitted in warm-up and exercise areas. Spot checks will take place during warm up and exercise sessions, either upon entry or exit to/from the specific areas or, if felt necessary, during a warm up session. These checks can be made by the FEI Stewards officiating at the Event. Should there be a doubt or disagreement, only the President of the Ground Jury can determine if a bit is permitted or not.
5. Failure to comply with 304.4 will result in immediate Disqualification from the competition.

ARTICLE K305 INVITATIONS

1. CRI. The number of officials and Athletes, competing as individuals, to whom hospitality will be extended is at the discretion of the Organizing Committee. The number of individuals, which can be accepted, will be stated in the official invitation to foreign National Federations.
2. CRIO, and FEI Championships Four Athletes and four horses plus up to two Individual Athletes and Horses, a non-riding Chef d'Equipe and a Team Veterinary must be included in the official invitation to the National Federation concerned. A National Federation that is not able to send a team may send up to 2 individual athletes and 2 horses.
3. The Organising Committee of a CRI, CRIO and FEI Championship must accept one groom per athlete.
4. With regard to the number of NFs required for FEI Championships See GRs.
5. **Expenses:** The Organising Committee of World and Continental Championships may accept responsibility for meeting the travelling and living expenses of all athletes, horses, grooms and team officials to be invited according to the Rules from the day before the First Horse Inspection until the day after the end of the FEI Championships. This must be published in the schedule.
The Organising Committee of World Equestrian Games must accept responsibility for meeting the living expenses of Athletes, horses, grooms and team officials (Chefs d'Equipe and Veterinarians) to be invited according to the rules from the day before the First Horse Inspection until the day after the end of the Championships. This must be published in the schedule.
6. Advertising and Publicity on Athletes and Horses: See GRs.

ARTICLE K306 ENTRIES AND SUBSTITUTIONS

1. Entries must be made as follows:
 - 1.1 Entries in principle. Entry in principle is a statement of intention and must reach the OC by the date specified in the schedule, usually at least eight weeks before the Event is due to begin. Entry in Principle means that an NF has the definite intention of sending Competitors to participate in the Event
 - 1.2 Nominated Entries. These entries must reach the OC by the date specified in the schedule, usually at least four weeks before the Event and must include a list of the names of Athletes and Horses from which the Definite

Entries and any substitutions will be chosen and state the number of Athletes and Horses which the NF intends to send. The number of Nominated Entries of Athletes and Horses must not exceed twice the number invited in the schedule. Once the Nominated entries have been sent in, NFs may send fewer Athletes and/or Horses but never more than the number of Nominated Entries.

- 1.3 Definite Entries. These entries consist of names of athletes and horses that will take part at the event and must be received by the Organizing Committee at the dates mentioned in the schedule. Must reach the OC by the date specified in the schedule, usually at the latest four days preceding the beginning of the Event. These represent the final selection of Athletes and Horses that will travel to the Event. The Definite Entries may not exceed the number listed and must be chosen from the list of names on the Nominated Entries. After the Definite Entries have been sent in, substitutions of Horses and/or Athletes may only be made with the express permission of the OC (chosen from the list of names on the Nominated Entries)..

At EC-sanctioned events entries are not required to be made in this format. The OC will determine the entry submission format and deadlines.

2. Substitutions

- 2.1 For FEI Championships and Finals, the Organising Committee and FEI will decide on the last date and time for substitutions at FEI Championships and detail this in the schedule. This date and time has to be before the Horse Inspection and substitutions for definitely entered Athletes and/or Horses can only be made with Athletes and/or Horses as entered in the Nominated Entries
- 2.2 Following the Horse Inspection no further substitutions can be made other than as defined in Art. 306.2.3.
- 2.3 In the event of an accident or illness directly involving an Athlete and/or Horse declared as a team starter, this Athlete and/or Horse and/or combination may be substituted by an Individual Athlete and/or Horse, up to one hour before the start of the Competition and on production of either a certificate from a Doctor (for an Athlete) and/or Team Veterinary (for a Horse). There must be approval of the Ground Jury. The Athlete and/or Horse removed from the team can no longer compete at that Event.

ARTICLE K307 DECLARATION OF STARTERS

Chefs d'Equipe must declare the members of teams and the names of individual athletes and their horses after the Veterinary Inspection and no later than 1 hour before the draw.

ARTICLE K308 DRAW FOR THE ORDER OF STARTING

1. CRI

- 1.1 There must be a separate draw for each competition. It shall be made in the presence of the President or a member of the Ground Jury, the Technical Delegate and the Chefs d' Equipe.
- 1.2 The draw for the order of starting in individual competitions should be made regardless of nationality. Should a competitor have more than one horse, the order of starting may have to be adjusted to ensure that a gap of at least five places is left between his/her horses.

2. CRIO / Championships

- 2.1 The draw for the order of starting in competitions including both team and individual athletes will be conducted in the following manner:
- 2.2 The Chef d'Equipe of each NF will determine the starting order of team members and, separately, individuals from his NF. The Chef d'Equipe must deliver to the Event Director, , in writing at the latest one hour before the draw the order of go of all Athletes. The order of go for teams and individuals shall be defined as first, second and so on. No slots will remain untaken and in the event that an Athlete is removed from the start list for any reason those Athletes declared to follow will move up to fill the vacant declared slot.
- 2.3 Numbers equivalent to the total number of starters are placed in a bag or receptacle and a draw is made, regardless of nationality, for the starting position of each of the individual athletes.
- 2.4 Then the numbers equivalent to the total number of starting teams are placed in a bag, etc. and a draw is made for the starting order for each of the teams.
- 2.5 The starting list is made out with the individual athletes placed in the positions they have drawn. The team athletes are then inserted in sequence in the remaining places.
- 2.6 The order of go for the individual competition at CRIOS and Championships shall be as follows:
Individual Final: In reverse order of result from the Team Competition and first Individual qualifying competition. Ties will be broken by a draw to be conducted by the OC.
At FEI World Equestrian Games when a Second Qualifying competition is held, the starting order shall be in reverse order from the team competition.
- 2.7 Each horse keeps the same identification number received on arrival throughout the competition. It is compulsory that this number be worn by the horse at all times outside of the Horse's stable for example: while actively competing and at any time while working in the exercise and schooling areas (from the time of their arrival until the end of the Event) so that they can be identified by all Officials including the Stewards. Failure to display this number incurs a first warning and, in the case of a repeated offence, a Yellow Warning Card.

3. *At EC-sanctioned events the draw for the order of starting is made by the Show Office staff. Should a competitor have more than one horse, the order of starting may have to be adjusted to ensure that a gap of at least five places is left between his/her horses.*

CHAPTER III

OFFICIALS FOR REINING EVENTS (ANNEX II)

ARTICLE K309 OFFICIALS

1. **Ground Jury** The following requirements will apply

Competition	Prize Money	FEI Judges	*Level Status	National Judges
CRI1*A	Open	1	2* or above	Allowed
CRI1*B	Nil	1	2* or above	Allowed
CRI2*A	Open	1	2* or above	Allowed
CRI2*B	Nil	1	2* or above	Allowed
CRI3*B	Nil	1	3* or above	Allowed
CRI3*A	Up to CHF 9499	1	3* or above	Allowed
CRI3*A	CHF 9500 and above	1 2	President 4* 3* or above (one Foreign)	Allowed
CRIO 3*	Open	1 2	President 4* 3* or above (one Foreign)	Allowed
Continental Championships	Open	5	4* Status (two Foreign)	
World Championships	Open	5	4* Status (three Foreign)	

In addition, National judges or NRHA certified judges may also be used. A President or a Member of a Ground Jury is considered to be a Foreign Judge if his nationality is not from the country where the Event is taking place.

In order to use a CRI 3 as a qualifier for a CRI) Continental Championship or World Championship event, a minimum of two 3* Judges are required. One of them must be Foreign.*

- At FEI Championships, FEI Reining World Cup Finals and Regional Games the Ground Jury must consist of five members, the President included plus one equipment judge, and all Judges must be appointed by the FEI and shall whenever possible be of 5 different nationalities.
- The marks of all 5 Judges are taken into consideration with the top and bottom scores dropped. When two or three judges are used all count.
- Each Judge must be assisted by a secretary/scribe speaking the same language.
- All Judges of a Jury must speak at least one of the official languages (English) of the FEI and if possible understand the other (French).
- FEI Reining Officials including Appeal Committee members are not permitted to compete in non-FEI classes at the same event or at National events where they officiate in case of possible conflict of interest.

7. At CRI's combined with a National Championship, at least two FEI Judges will have to be appointed.
8. **Foreign Judge.** Where a Foreign Judge is required (see Article K309.1), the President or a member of the Ground Jury will act as Foreign Judge and will be required to complete a Foreign Judge's Report. The Foreign Judge must be identified in the schedule
9. **Technical Delegate.** The FEI will appoint a Technical Delegate in addition to the Ground Jury for Championships and WRM Finals.
At EC-sanctioned events a Ground Jury is not required except for EC-sanctioned Championships and Platinum competitions which will have a minimum of two judges. All scores to count unless five judges are used, then the highest and lowest scores will be dropped.
10. **Veterinary Delegate:**
 - 10.1 At all FEI Reining events, an FEI Veterinary Delegate is required as per the VRs.
EC-sanctioned events must meet the EC rules for Veterinary requirements.
11. **Chief Steward:**
 - 11.1 The Chief Steward is responsible for the organisation of stewarding throughout the event;
 - 11.2 The Chief Steward must ensure that stable security is adequate for the level of event;
 - 11.3 The Chief Steward assists the Organising Committee and Ground Jury, conducts all defined functions during a competition such as veterinary inspections and examinations, opening and closing ceremonies or any required organised function within the competition.
 - 11.4 The Chief Steward is responsible for the overall security and welfare of participants at the event. He/she must liaise closely with the President of the Ground Jury, and the President of the Veterinary Commission/Veterinary Delegate.
12. **Equipment Judge:**
 An Equipment judge may be appointed in addition to the number of judges as per 309.1 above.
 The duties of the Equipment judge are:
 - 12.1 To inspect the Horse and Equipment prior to and/or following each run.
 - 12.2 Notify the Ground Jury scoring the event of possible No-Score penalty infractions.
 - 12.3 Call only those infractions which are obvious. Unclear or borderline calls should receive the benefit of doubt.
 - 12.4 The Ground Jury should be notified and shown the infraction as soon as practical (when the next horse finishes its run). In the case of illegal equipment, the Equipment Judge may wait until the next drag to involve the other Judges, provided the athlete is willing to leave the equipment with the Equipment Judge. If athletes fail to do so they are immediately eliminated. If the Equipment Judge calls no score infraction and the Athlete accepts his call, the Chair Judges do not need to be consulted.
 - 12.5 To serve as the Reserve Judge when needed. (Provision: see Article K309.12.8).

- 12.6 When Ground Jury members cannot fulfill their responsibilities to judge the event, the Equipment Judge is the alternate. The Organizing Committee may choose to replace the Equipment Judge or have the horse and equipment inspected in the arena by a Ground Jury Member.
- 12.7 Situations that may result in the Organizing Committee choosing to replace a Chair Judge may include but are not limited to the following:
- Late arrival or being unable to get to the Event .
 - Illness or impairment either before or during the Event.
 - Conflicts of interest between a Judge and an athlete or owner.
- 12.8 It must be noted that shows using National officials/non FEI judges as Equipment Judges cannot use them as an alternate Chair Judge.
- 12.9 To work with the Organising Committee to control the gate area and to assist athletes.
- 12.10 Athletes may choose to have their equipment inspected prior to competition. However, this does not preclude the requirement of the Equipment Judge to inspect the horse and equipment following the run.
- 12.11 To assist in keeping the gate area clear and in safe order.
- 12.12 Prevent and report any abuse or unsportsmanlike behavior by an athlete, owner, assistant or spectator.

ARTICLE K310 APPEAL COMMITTEE

The General Regulations apply. An Appeal Committee is only required for CRIOs, Championships and Masters Finals.

At EC-sanctioned events the EC rules for Appeal shall apply.

ARTICLE K311 EXPENSES

1. The OC is responsible for travel, meals and accommodations expenses for the Ground Jury, the Appeal Committee, the Veterinary Commission or FEI Veterinary Delegate, the Technical Delegate and the FEI Chief Steward (see Article 131, GRs).
2. A per diem allowance must be offered to the FEI Officials mentioned in Art. 311.1 at Events (recommended minimum amount one hundred (100) Euros per day). For the FEI Veterinary Commission/Delegate, see FEI Veterinary Regulations.

ARTICLE K312 SCORING AND TIES

1. The scoring will be on a basis of 0-Infinity, with 70 denoting an average performance. The individual maneuvers are scored in ½ point increments from a low of -1 ½ to a high of +1 ½ with a score of 0 denoting a maneuver that is correct with no degree of difficulty. Scores will be announced after each horse works.
2. All ties for 1st 2nd and 3rd place will be worked off in FEI Championships, CRIOs and Finals, using the same pattern and order of go as was used during the event, however, there will not be more than one run off.
3. Working off ties is optional for all other CRIs. Ties for 1st place will be worked off, except in the instance where both entrants have agreed to satisfactorily break the tie without the use of a run-off. Any ties for 1st place will be worked

- off, except in the instance where added money is less than CHF 2'000.- and where both entrants have agreed to satisfactorily break the tie without the use of a run-off. (Ties will be worked off if a CRI is combined with a National Championship involving National Gold, Silver and Bronze medals).
4. A horse not returning for a run-off without such an agreement will forfeit 1st place money and be awarded 2nd place money regardless of the added monies. Athletes eliminated in a work-off cannot be placed any lower than the lowest position for which he/she was tied, i.e., 1st, 2nd, and 3rd, in case of disqualification; the horse would be placed 3rd. All other ties are not worked off and will involve, as many places as there are horses tied, e.g., 4th, 5th, 6th, and 7th. The prize money for the divided placings is split equally between the dividing athletes.
 5. In the event of a tie at a five-judge event, the following tie breaking procedures will apply:
 - 5.1 A run off;
 - 5.2 If the athletes are still tied, all five judges scores from the run off will be tallied to determine the winner;
 - 5.3 If there is still a tie, all five judges scores from the Finals will be tallied to determine the winner;
 - 5.4 If there is still a tie, all five judges scores from the go-rounds will be tallied to determine the winner;
 - 5.5 If a tie still exists, the tied athletes will be placed equally;
 6. If there is only one Judge and the Athletes are still tied after the run off, the prize money will be split equally
 7. When a CRI is combined with a National Championship and the CRI is run with two Judges, a tie-breaking judge will be designated before the class commences.
 - 7.1 A tie-breaking judge will be designated by draw under the supervision of the Chief Steward or the TD if appointed. The tie-breaking Judge's name will not be communicated.
 - 7.2 The score of the designated tie-breaking Judge will decide.
 8. Ties at Continental and World Championships. The first three teams will be awarded the Gold, Silver and Bronze Medals.
 - 8.1 **Teams:** In case of equality of scores for the teams in the Team classification it is decided to break ties as follows for Gold and Silver team medals;
 - 8.2 The scores from all 5 judges are added for the 3 counting team members.
If still tied:
 - 8.2.1 The scores are added from the 3 counting judges for the 3rd horse.
If still tied:
 - 8.2.2 The scores are added from the 3 counting judges for the 2nd horse.
If still tied:
 - 8.2.3 The scores are added from the 3 counting judges for the 1st horse.
 - 8.3 **Individuals:** In case if equality of scores in the individual competition it is decided to break ties in the following manner for the Gold and Silver medals.
 - 8.4 There will be a run off for ties, using the same pattern and order of go as was used during the competition, however there will not be more than one run off. If still tied after the run off:

- 8.5 Two tie-breaking Judges will be designated by draw under the supervision of the TD. The tie-breaking Judge's name will not be communicated.
- 8.6 If still tied after the run off: The score of the first designated tie-breaking Judge will decide. If still tied: The score of the second designated tie-breaking Judge will decide.
9. No Score. The following will result in "no score", in addition to any other penalty, which may be imposed under the FEI General Regulations:
 - 9.1 Abuse of horse in show arena and/or evidence that an act of abuse has occurred prior to or during the exhibition of a horse in competition;
 - 9.2 Use of illegal equipment, including wire on bits, or curb chains;
 - 9.3 Use of illegal bits or curb chains;
 - 9.4 Use of tack collars, tie downs or nose bands;
 - 9.5 Use of whips or bats;
 - 9.6 Use of any attachment, which alters the movement of or circulation to the tail;
 - 9.7 Failure to dismount and/or present horse and equipment to the appropriate judge for inspection;
 - 9.8 Disrespect or misconduct by the athlete;
 - 9.9 The judge(s) may excuse a horse at any time while in the arena for unsafe conditions or improper exhibition pertaining to either the horse and/or athlete.
 - 9.10 If the judge(s) determined paint or other substance has been applied to a Horse to disguise abuse he may call a no score. Excessive use of paint or colour substance may result in a no score.
 - 9.11 A No Score does not count for any qualifications (star rating and/or Championships).
10. **Reins.** Closed reins are not allowed except as standard romal reins or when a bosal is used. A mecate is permitted. When using a romal, no fingers between the reins are allowed. The free hand may be used to hold the romal, provided it is held at least 40 centimeters from the reining hand and in a relaxed position. Use of the free hand while holding the romal, to alter the tension or length of the reins from the bridle to the reining hand, is considered to be use of two hands, and a score of 0 will be applied, with the exception of any place a horse is allowed to be completely stopped during the pattern.
11. The following will result in a **score of 0**:
 - 11.1 Use of more than index or first finger between reins;
 - 11.2 Use of two hands (except in 1* Competitions with the use of snaffle bit or bosal) or changing hands;
 - 11.3 Use of romal other than as outlined in Art. 304 of the Rules;
 - 11.4 Failure to complete pattern as written;
 - 11.5 Performing the maneuvers other than in specified order;
 - 11.6 The inclusion of maneuvers not specified including but not limited to
 - 11.6.1 Backing more than two strides;
 - 11.6.2 A turn of more than 90 degrees;**Exception.** A complete stop in the first quarter of a circle after a canter departure is not to be considered an inclusion of maneuver; 2 point break of gait penalty would apply;
 - 11.7 Equipment failure that delays completion of pattern;
 - 11.8 Balking or refusal of command where performance is delayed;

- 11.9 Running away or failing to guide where it becomes impossible to discern whether the entry is on pattern;
- 11.10 Jogging in excess of one-half circle or one-half the length of the arena while starting a circle, circling or exiting a rollback;
- 11.11 Over spins of more than 1/4 turn;
- 11.12 Fall to the ground by horse or athlete. A horse is deemed to have fallen when its shoulder and/or hip and/or underline touches the ground.
- 11.13 Dropping a rein that contacts the ground while the horse is in motion;
- 11.14 When going to and coming out of a rollback in a pattern requiring a run-around, a rollback that crosses the center line.
- 12. Neither a “no score” nor a 0 is eligible to place in a go round or class, but a 0 (zero) may advance in a multi-go event while a “no score” may not.
- 13. The following will result in a **penalty of five points**:
 - 13.1 Spurring in front of cinch;
 - 13.2 Use of either hand to instill fear or praise;
 - 13.3 Holding saddle with either hand;
 - 13.4 Blatant disobedience including kicking, biting, bucking, rearing and striking;
 - 13.5 The act of a horse dropping to its knees or hocks.
- 14. The following will result in a **penalty of two points**:
 - 14.1 Break of gait;
 - 14.2 Freezing up in spins or rollbacks;
 - 14.3 On walk-in patterns, cantering prior to reaching the centre of the arena and/or failure to stop or walk before executing a canter departure;
 - 14.4 On run-in patterns, failure to be in a canter prior to reaching the first marker;
 - 14.5 If a horse does not completely pass the specified marker before initiating a stop position.
- 15. Starting or performing circles or eights out of lead will be judged as follows:
 - 15.1 Each time a horse is out of lead, a judge is required to penalize by 1 point. The penalty for being out of lead is cumulative, and the judge will add 1 penalty point for each 1/4 of the circumference of a circle or any part thereof that a horse is out of lead.
 - 15.2 A judge is required to penalize a horse 1/2 of a point for a delayed change of lead by one stride, where the lead change is required by the pattern description.
- 16. Deduct 1/2 point for starting circle at a jog or exiting rollbacks at a jog up to 2 strides. Jogging beyond 2 strides but less than 1/2 circle or 1/2 the length of the arena, deduct 2 points.
- 17. Deduct one-half (1/2) point for over or under spinning up to one-eighth (1/8) of a turn; deduct one point for over or under spinning up to one-quarter (1/4) of a turn.
- 18. In a pattern requiring a run-around, there will be a one half (1/2) point penalty for failure to remain a minimum of 10 feet from either side of the center of the arena when approaching a stop and/or rollback; for small arenas the distance will be at the judge’s discretion.
- 19. There will be a half point penalty for failure to remain a minimum of 20 feet from wall or fence when approaching a stop and/or rollback.
- 20. Excess rein may be straightened at any time during the pattern, provided the Athlete’s free hand remains behind the rein hand. Any attempt to alter tension

or length of the reins from the bridle to the rein hand is to be considered use of two hands a penalty score of 0 will be applied. In addition, should the judge determine the free hand is being used to instill fear or praise, a penalty of 5 will be applied and a reduction in the maneuver score.

21. The Ground Jury may not confer as to any penalty or maneuver score prior to submitting a score. If a major penalty (a penalty which results in a no score, a 0, or a 5 point penalty) is unclear, Ground Jury members will submit his/her score and ask that the score be held, pending a conference and/or review of the official video at the next drag or as soon as practical. Should the Ground Jury determine via conference or official video replay that a penalty was incurred, it should be applied. If, however, no penalty occurred, the score will be announced as originally submitted. No Ground Jury member shall be required to change his/her score following a conference or official video replay.
22. For Championships and CRIOS, two points penalty may be reviewed.
23. The Ground Jury shall have the authority to remove any competitor from an event he/she is judging, should said athlete show any disrespect or misconduct as to render himself or the event in an unprofessional manner.
24. The Ground Jury shall be the sole persons responsible to determine if a Athlete has correctly completed the pattern as written.
25. The Ground Jury has the option of awarding a reride to any Athletes who, in the Ground Jury's opinion, are unable to complete a pattern for reasons that are out of the Athlete's control. In the instance where a reride is warranted in the Ground Jury's opinion, the President of the Ground Jury should advise the OC of such decision as soon as is possible.
In the absence of a Ground Jury at EC-sanctioned events, the judge(s) will determine if an athlete has correctly completed the pattern as written and whether or not a re-ride is warranted.
26. Copies of the score sheets should be posted within one hour of class completion. Original judges score sheets must be returned to the FEI office with the show results for Championships and WRM finals.
At EC-sanctioned events score sheets and results should be returned to the appropriate office as specified in class approval procedure.
27. *Points: At EC-sanctioned events each horse rider combination will accumulate points in accordance to the table below for all levels of shows. Points will be awarded on a sliding scale multiplied by the number of contestants in the class then multiplied by the show level points.*
Example: First place in a Silver show with 20 competitors would receive:
$$8 \times 20 \times 20 = 3,200 \text{ points}$$

Placing	Points	Bronze	Silver	Gold	Platinum
1 st	8	10	20	30	n/a
2 nd	7	10	20	30	n/a
3 rd	6	10	20	30	n/a
4 th	5	10	20	30	n/a
5 th	4	10	20	30	n/a
6 th	3	10	20	30	n/a
7 th	2	10	20	30	n/a
8 th	1	10	20	30	n/a

Points	AAA Open & Amateur	AA Open & Amateur	A Open & Amateur	Open & Amateur	Junior
50,001 & over	XX				Age
25,001 – 50,000		XX			Age
10,001 – 25,000			XX		Age
0 – 10,000				XX	Age

ARTICLE K313 PRE-CHECK AND/OR POST-CHECK

- Organising committees have the option of using a pre-check or a post-check or both. A pre-check system should not be used in a single judged event. When a pre-check is used, it is strongly recommended that there be a designated area in close proximity to the pre-check judge for the checked horses to remain until they enter the arena. When a pre-check is used, the presence of fresh blood or any other evidence that any act of abuse has occurred prior to the check will result in a no score. If illegal equipment is presented at the pre-check, the athlete will not receive a no-score, if he/she is able to correct the problem without delaying the class. If a checked horse leaves the field of vision of the pre-check judge prior to showing, the pre-check judge is to recheck the horse before allowing it to enter the arena. In this system the first two horses should be pre-checked 8-10 minutes before the class begins, with all remaining horses checked when they are in-the-hole. It is suggested that the pre-check judge, as soon as the first three horses have been checked, develop the routine of checking each horse as it becomes the in-the-hole horse. This requires the judge to keep track of only two horses at any one time, the already examined on-deck and in-the hole horses. In addition, this allows each athlete time to regain composure and focus following the check, and it gives an athlete time to correct an equipment problem should one occur. Before entering the arena each horse will have a final walk around inspection. When a pre-check system is used, all officiating judges, including the pre-check judge, are compelled to call any acts of abuse to a horse while in the arena. If the situation arises where a chair judge calls a no score, the judge making the call should request that the athlete present his/her horse to the pre-check judge for inspection. If a no score is called, the athlete can accept or contest the call. If contested, the other judge(s) shall be called as soon as is practical to examine.

2. In the case of a pre-check of the equipment, the Horse that has finished his run will be examined for blood by the Equipment Judge when reentering the warm up arena. If the Equipment Judge detects any signs of blood on the Horse, he must call for a Steward to stay with the Horse. The Equipment Judge shall inform the President of the Ground Jury. Until the President of the Ground Jury has been able to check on the Horse, the Horse shall not be touched by anyone, until the President of the Ground Jury has come to a decision.
3. At post check, all Athletes must dismount and drop the bridle immediately after the performance. The bridle must be dropped by the Athlete or a designated representative. The bridle must be checked by the designated judge in the arena or in close proximity to the arena. Failure to comply will result in a no score.
4. The Ground Jury will evaluate individual requests from challenged Athletes regarding the use of aids when competing. In the event an Athlete is granted special privileges, the Athlete will be presented said privileges in writing and must provide a copy to the OC each time he competes. The OC is required to present the said privileges to the Ground Jury prior to the Competition in which the Athlete will compete.

CHAPTER IV

VETERINARY INSPECTIONS AND EXAMINATIONS, MEDICATION CONTROL AND PASSPORTS OF HORSES

ARTICLE K314 VETERINARY INSPECTIONS AND EXAMINATIONS

The Veterinary Inspections and Examinations must be conducted in accordance with the Veterinary Regulations.

At EC-sanctioned events refer to Article K301.9 - Categories of EC-sanctioned Reining Events for documentation requirements.

All horses must be presented for the Horse Inspection in a controlled and safe manner. This normally requires a bridle but in Reining a halter may be permitted. Any equipment used for presentation of the Horse must be in accordance with the FEI Code of Conduct for the Welfare of the Horse and its use is at the discretion of the GJ.

ARTICLE K315 ABUSE OF HORSES, MEDICATION CONTROL AND ANTI-DOPING

The General Regulations, Veterinary Regulations, Equine Anti-Doping and Controlled Medication Regulations (EADCMR) and Anti-doping Rules for Human Athletes (ASRHA) apply.

At EC-sanctioned events refer to Article K301.7 - Categories of EC-sanctioned Reining Events for documentation requirements

ARTICLE K316 PASSPORTS

1. Every horse entered for any competition at CRIs 1* and 2* in a foreign country, and all horses entered for CRIs 3* and 4*, CRIOS 3*, 4* and 5*, CRIOS Championships and WRM Finals whether at home or in foreign countries, must have an Official FEI Passport, or a National Passport approved by the FEI, as a means of identification and to establish ownership.
2. Horses taking part in CRIs 1* and 2* and in competitions limited to horses from the host nation or where no foreign horses are taking part, are not required to have a passport. All such horses must be properly registered and unless there is no national requirement for vaccination in the host country of origin, all horses must have a valid vaccination certificate.
3. *At EC-sanctioned events refer to Article K301.9 - Categories of Canadian Reining Events for documentation requirements.*
4. *At EC-sanctioned events athletes may take part in all National categories of Reining events with horses belonging to owners of a different nationality. Specific passport requirements may be in place according to the event classification.*

ARTICLE K317 BLEEDING

If a Judge suspects fresh blood anywhere on the Horse during the pattern, he will stop the Horse to check for blood. If the Horse shows fresh blood, it will be eliminated.

The elimination is final. If the Judge through examination clarifies that the Horse has no fresh blood, the Athlete may do a re-run as soon as the schedule allows for this.

If the Equipment Judge or Chair Judge discovers fresh blood in the Horse's mouth or in the area of the spurs during the equipment check, the Horse and Athlete will be ~~2024~~2025 Rules of Equestrian Canada Section K

eliminated. If there is blood elsewhere on the Horse, an FEI Veterinarian is to be called to decide if the Horse is fit to continue.

If the Horse is eliminated pursuant to the above, or if the Horse is injured during the pattern and starts bleeding after finishing the pattern, it should be examined by an FEI Veterinarian prior to the next Competition to determine if it is fit to continue in the Event the following day(s). The decision of the FEI Veterinarian is not subject to appeal.

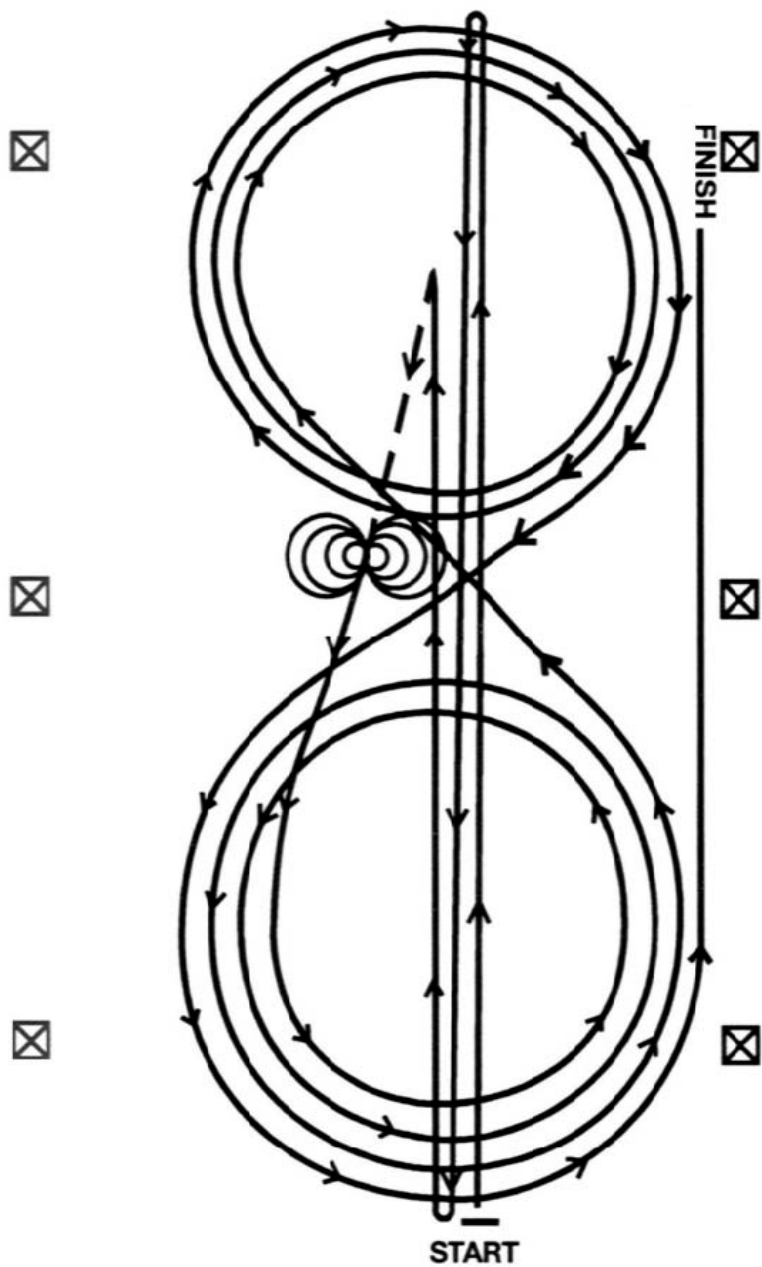
CHAPTER V PATTERNS

ARTICLE K318 PATTERNS

1. The FEI patterns are to be worked as stated, not as drawn. The drawn pattern is just to give the general idea of what the pattern will look like in the arena.
2. Markers will be placed on the wall or fence of the arena as follows:
 - a) At the centre of the arena
 - b) At least 50' (15 metres) from each end wall
3. Where designated in the Pattern for stops to be beyond a marker, the horse should begin his/her stop after he/she passes the specified marker.
4. Each pattern is drawn so that the bottom of the page represents the end of the arena entered by athletes and must be run as such. In the event that an arena has only one gate and it be in the exact middle of the side, that side shall represent the right side of the page the pattern is drawn on.
5. All horses will be judged immediately upon entering the arena and judging will cease after the last maneuver. Any fault incurred prior to the commencement of a pattern will be scored accordingly.
6. All judges' decisions are final.

PATTERN 1

1. Run at speed to the far end of the arena past the end marker and do a left roll back - no hesitation.
 2. Run to the opposite end of the arena past the end marker and do a right rollback - no hesitation.
 3. Run past the centre marker and do a sliding stop. Back up to centre of the arena or at least ten feet (3 metres). Hesitate.
 4. Complete four spins to the right. Hesitate
 5. Complete four and one-quarter spins to the left so that horse is facing left wall or fence. Hesitate.
 6. Beginning on the left lead, complete three circles to the left: the first circle large and fast; the second circle small and slow; the third circle large and fast. Change leads at the centre of the arena.
 7. Complete three circles to the right: the first circle large and fast; the second circle small and slow; the third circle large and fast. Change leads at the centre of the arena.
 8. Begin a large fast circle to the left but do not close this circle. Run straight up the side of the arena past the centre marker and do a sliding stop at least twenty feet (6 metres) from wall or fence. Hesitate to demonstrate the completion of the pattern.
- Equipment check according to Article K313.

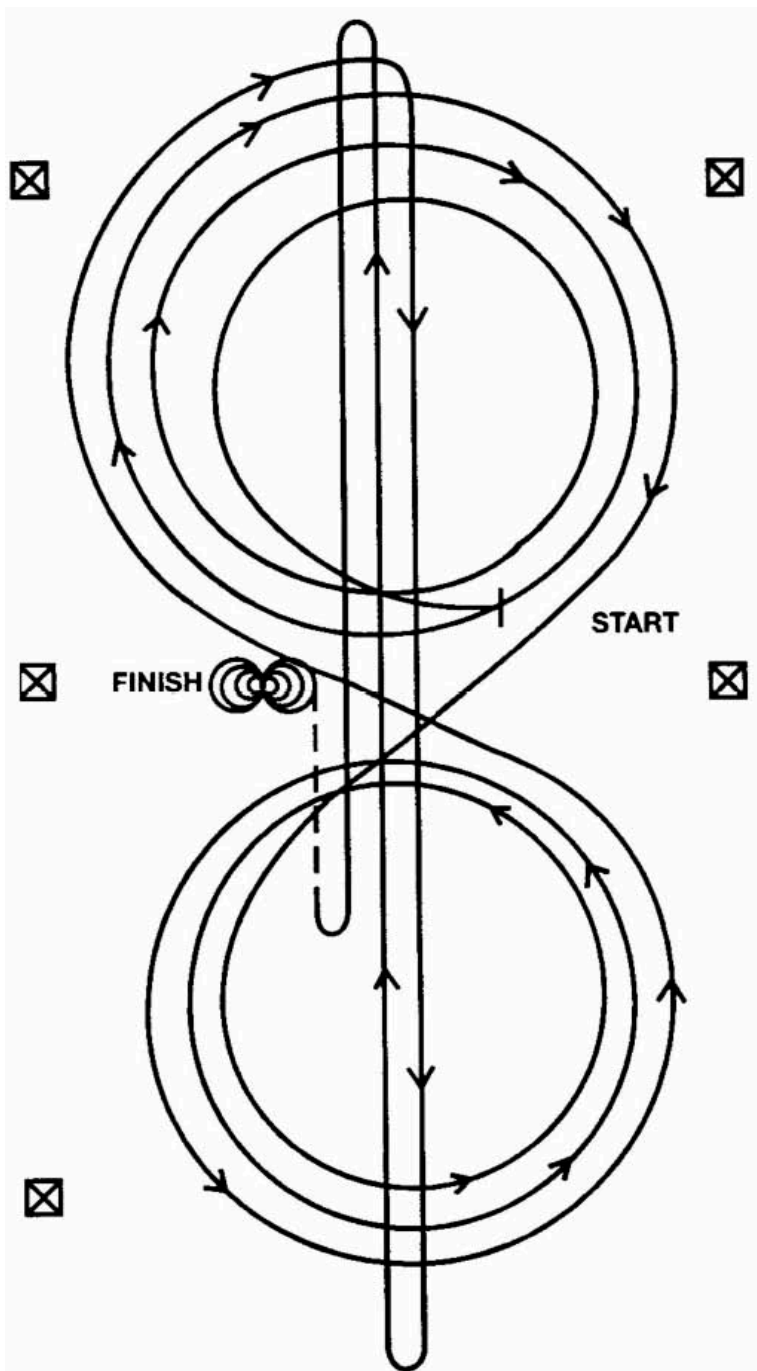


PATTERN 2

Beginning at the centre of the arena facing the left wall or fence.

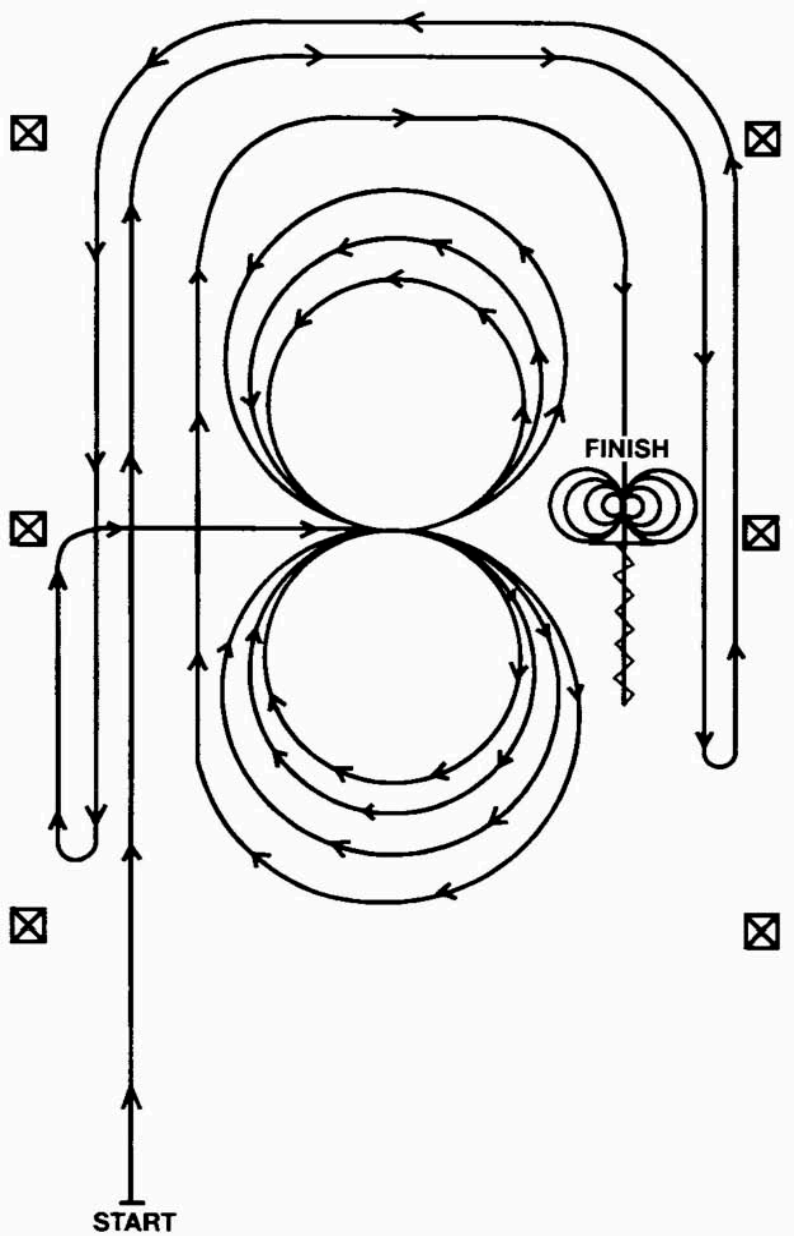
1. Beginning on the right lead, complete three circles to the right: the first circle small and slow; the next two circles large and fast. Change leads at the centre of the arena.
2. Complete three circles to the left: the first circle small and slow; the next two circles large and fast. Change leads at the centre of the arena.
3. Continue around previous circle to the right. At the top of the circle, run down the middle to the far end of the arena past the end marker and do a right roll back - no hesitation.
4. Run up the middle to the opposite end of the arena past the end marker and do a left roll back -no hesitation.
5. Run past the centre marker and do a sliding stop. Back up to the centre of the arena or at least ten feet (3 metres). Hesitate.
6. Complete four spins to the right. Hesitate.
7. Complete four spins to the left. Hesitate to demonstrate the completion of the pattern.

Equipment check according to Article K313.



PATTERN 3

1. Beginning, lope straight up the left side of the arena, circle the top end of the arena, run straight down the opposite or right side of the arena, staying at least twenty feet (6 metres) from the walls or fence, past the centre marker and do a left rollback - no hesitation.
2. Continue straight up the right side of the arena, circle back around the top of arena, staying at least twenty feet (6 metres) from the walls or fence, run straight down the left side of the arena past the centre marker and do a right rollback - no hesitation.
3. Continue up the left side of arena to the centre marker. At the centre marker, the horse should be on the right lead. Guide the horse to the centre of the arena on the right lead and complete three circles to the right: the first two circles large and fast; the third circle small and slow. Change leads at the centre of the arena.
4. Complete three circles to the left: the first two circles large and fast; the third circle small and slow. Change leads in the centre of the arena.
5. Begin a large fast circle to the right but do not close this circle. Continue up the left side of the arena, circle the top of the arena, staying at least twenty feet (6 metres) from the walls or fence run straight down the opposite or right side of the arena past the centre marker and do a sliding stop. Back up at least ten feet (3 metres). Hesitate.
6. Complete four spins to the right. Hesitate.
7. Complete four spins to the left. Hesitate to demonstrate completion of the pattern.
Equipment check according to Article K313.

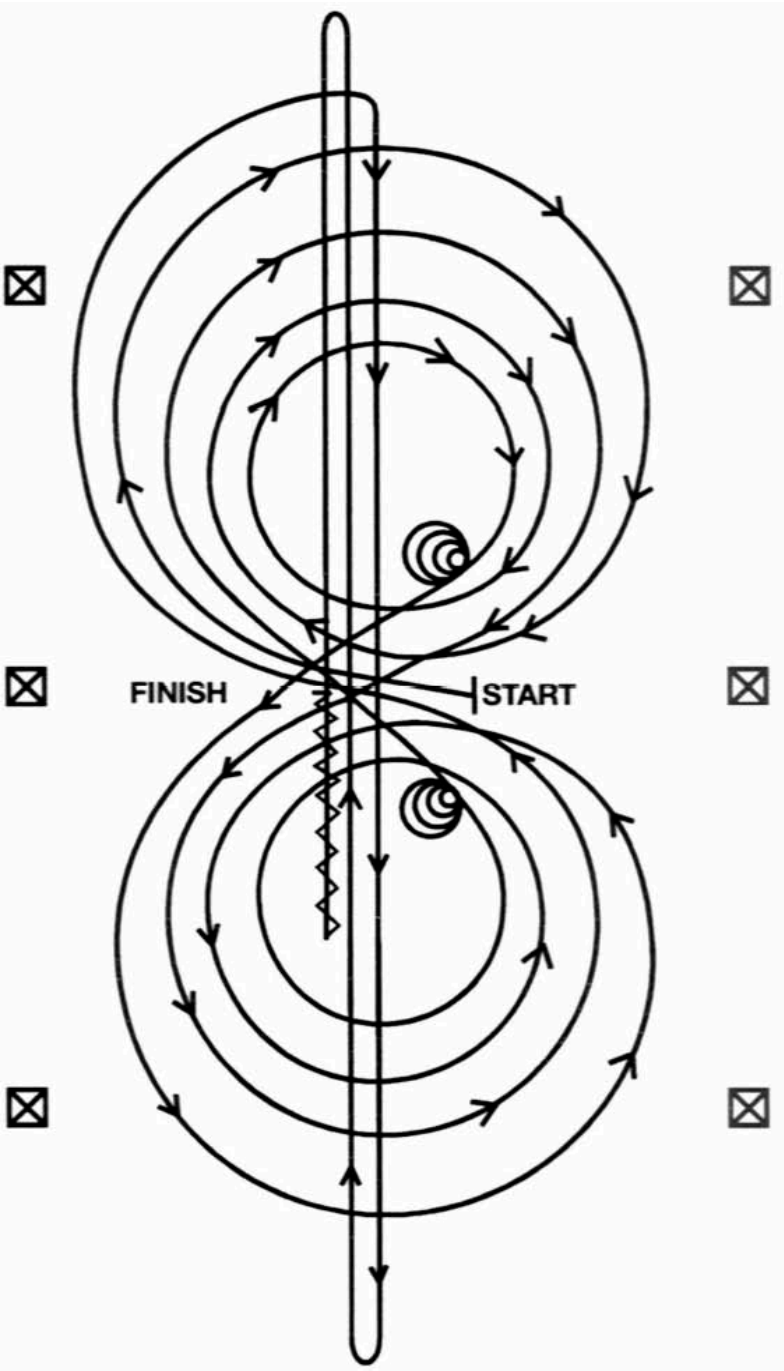


PATTERN 4

Beginning at the centre of the arena facing the left wall or fence.

1. Beginning on the right lead, complete three circles to the right: the first two circles large and fast; the third circle small and slow. Stop at the centre of the arena. Hesitate.
2. Complete four spins to the right. Hesitate.
3. Beginning on the left lead, complete three circles to the left: the first two circles large and fast; the third circle small and slow. Stop at the centre of the arena. Hesitate.
4. Complete four spins to the left. Hesitate.
5. Beginning on right lead, run a large fast circle to the right, change leads at the centre of the arena, run a large fast circle to the left, and change leads at the centre of the arena (figure 8).
6. Continue around previous circle to the right. At the top of the circle, run down the middle to the far end of the arena past the end marker and do a right roll back - no hesitation.
7. Run up the middle to the opposite end of the arena past the end marker and do a left roll back -no hesitation.
8. Run past the centre marker and do a sliding stop. Back up to the centre of the arena or at least 10 feet (3 metres). Hesitate to demonstrate completion of the pattern.

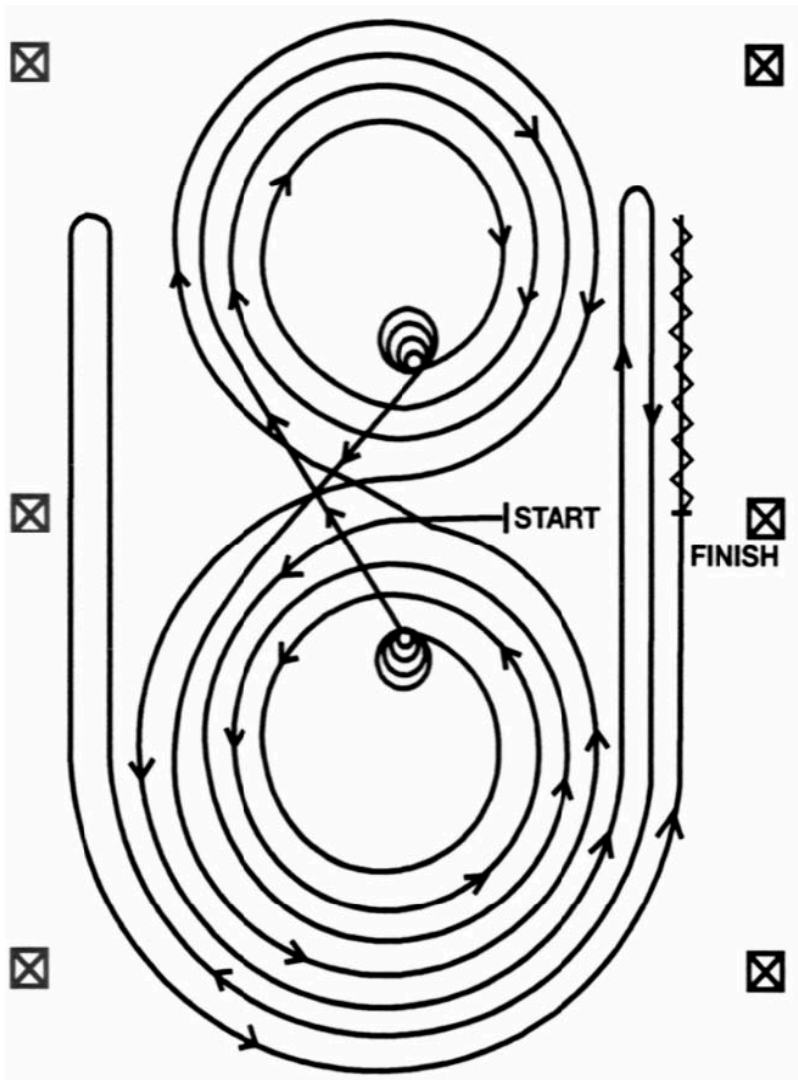
Equipment check according to Article K313.



PATTERN 5

Beginning at the centre of the arena facing the left wall or fence.

1. Beginning on the left lead, complete three circles to the left: the first two circles large and fast; the third circle small and slow. Stop at the centre of the arena. Hesitate.
 2. Complete four spins to the left. Hesitate.
 3. Beginning on the right lead, complete three circles to the right: the first two circles large and fast; the third circle small and slow. Stop at the centre of the arena. Hesitate.
 4. Complete four spins to the right. Hesitate.
 5. Beginning on left lead, run a large fast circle to the left, change leads at the centre of the arena, run a large fast circle to the right, and change leads at the centre of the arena (figure 8).
 6. Continue around previous circle to the left but do not close this circle. Run up the right side of the arena past the centre marker and do a right rollback at least twenty feet (6 metres) from the wall or fence - no hesitation.
 7. Continue around previous circle but do not close this circle. Run up the left side of the arena past the centre marker and do a left rollback at least twenty feet (6 metres) from the wall or fence - no hesitation.
 8. Continue back around previous circle but do not close this circle. Run up the right side of the arena past the centre marker and do a sliding stop at least twenty feet (6 metres) from the wall or fence. Back up at least ten feet (3 metres). Hesitate to demonstrate completion of the pattern.
- Equipment check according to Article K313.

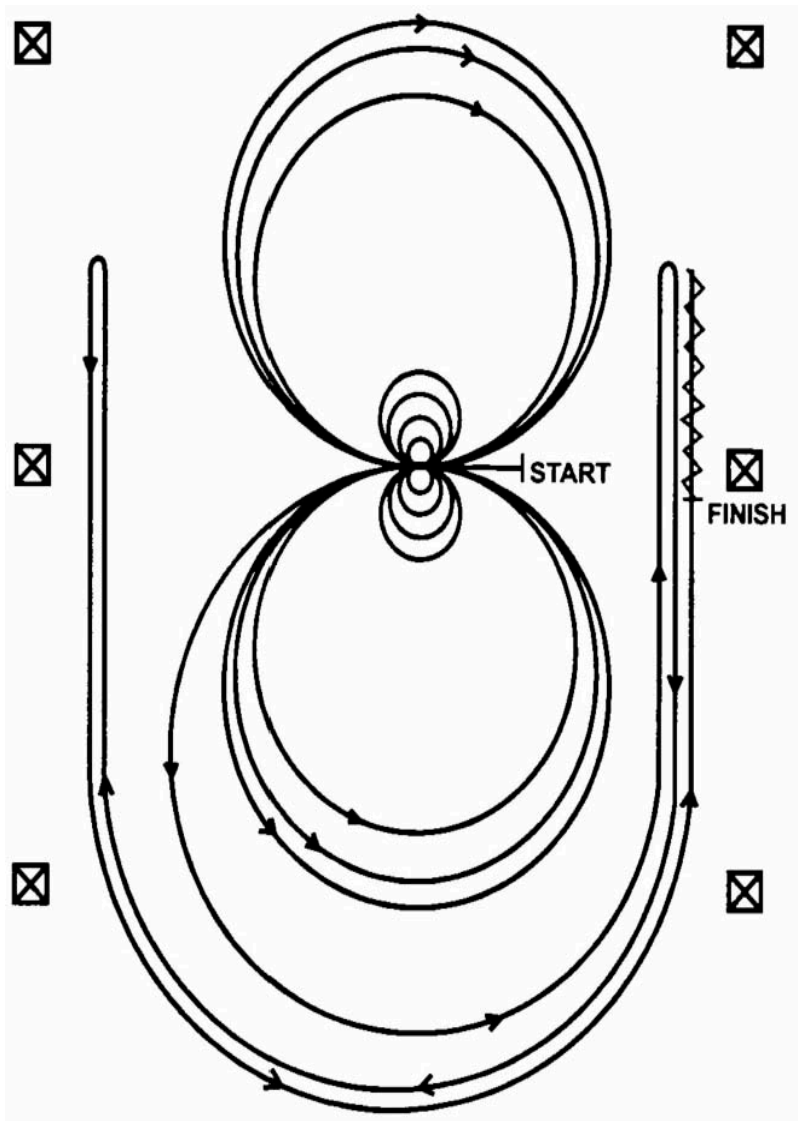


PATTERN 6

Beginning at the centre of the arena facing the left wall or fence

1. Complete four spins to the right. Hesitate.
2. Complete four spins to the left. Hesitate.
3. Beginning on the left lead, complete three circles to the left: the first two circles large and fast; the third circle small and slow. Change leads at the centre of the arena.
4. Complete three circles to the right: the first two circles large and fast; the third circle small and slow. Change leads at the centre of the arena.
5. Begin a large fast circle to the left but do not close this circle. Run up the right side of the arena past the centre marker and do a right rollback at least twenty feet (6 metres) from the wall or fence - no hesitation.
6. Continue back around previous circle but do not close this circle. Run up the left side of the arena past centre marker and do a left rollback at least twenty feet (6 metres) from the wall or fence - no hesitation.
7. Continue back around previous circle but do not close this circle. Run up the right side of the arena past the centre marker and do a sliding stop at least twenty feet (6 metres) from the wall or fence. Back up at least ten feet (3 metres). Hesitate to demonstrate the completion of the pattern.

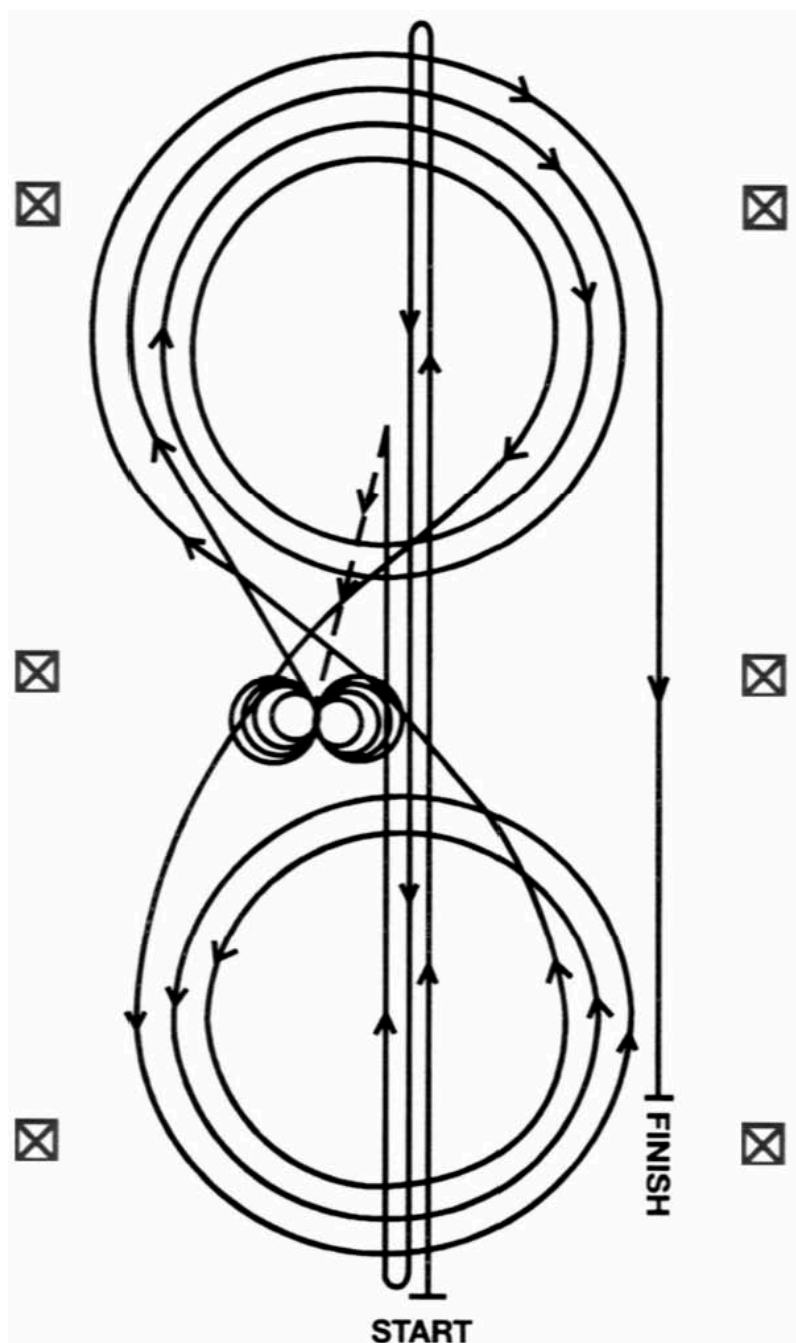
Equipment check according to Article K313.



PATTERN 7

1. Run at speed to the far end of the arena past the end marker and do a left rollback - no hesitation.
2. Run to the opposite end of the arena past the end marker and do a right rollback - no hesitation.
3. Run past the centre marker and do a sliding stop. Back up to the centre of the arena or at least ten feet (3 metres). Hesitate.
4. Complete four spins to the right. Hesitate.
5. Complete four and one-quarter spins to the left so that horse is facing left wall or fence. Hesitate.
6. Beginning on the right lead, complete three circles to the right: the first two circles large and fast; the third circle small and slow. Change leads at the centre of the arena.
7. Complete three circles to the left: the first two circles large and fast; the third circle small and slow. Change leads at the centre of the arena.
8. Begin a large fast circle to the right but do not close this circle. Run straight down the right side of the arena past the centre marker and do a sliding stop at least twenty feet (6 metres) from the wall or fence. Hesitate to demonstrate the completion of the pattern.

Equipment check according to Article K313.

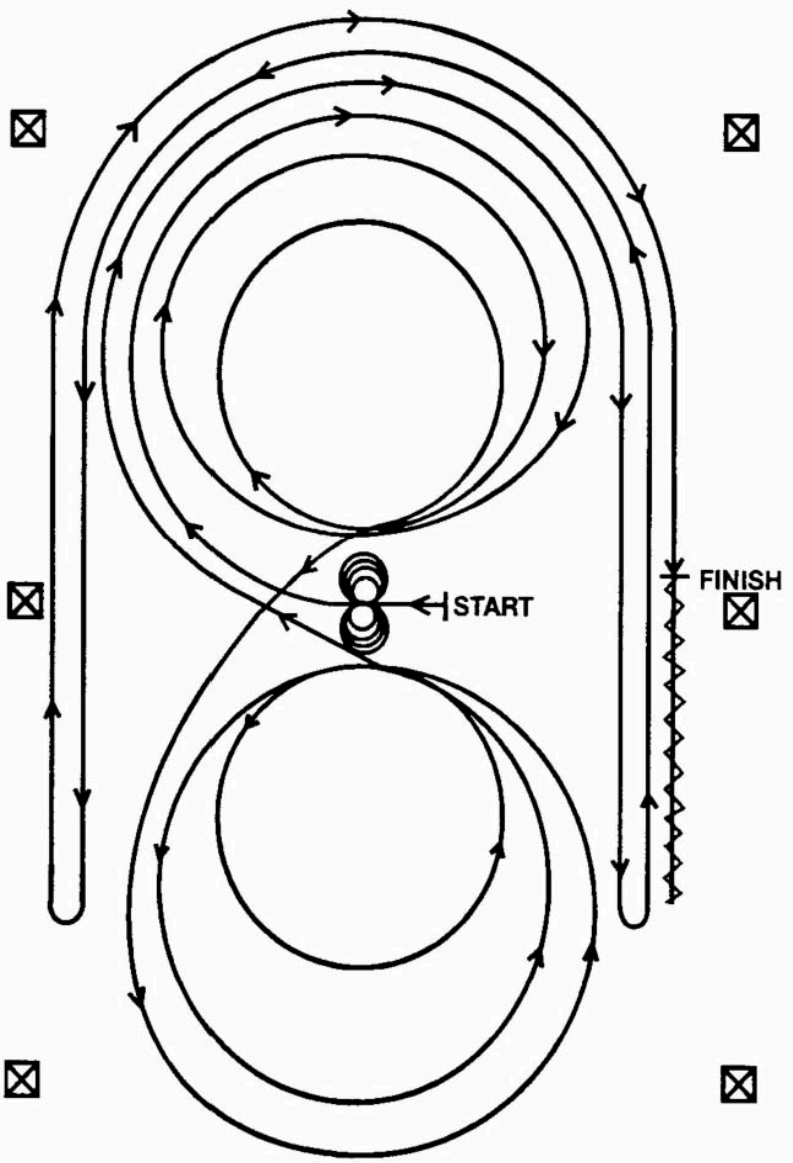


PATTERN 8

Beginning at the centre of the arena facing the left wall or fence.

1. Complete four spins to the left. Hesitate.
2. Complete four spins to the right. Hesitate.
3. Beginning on the right lead, complete three circles to the right: the first circle large and fast; the second circle small and slow; the third circle large and fast. Change leads at the centre of the arena.
4. Complete three circles to the left: the first circle large and fast; the second circle small and slow; the third circle large and fast. Change leads at the centre of the arena.
5. Begin a large fast circle to the right but do not close this circle. Run straight down the right side of the arena past the centre marker and do a left rollback at least twenty feet (6 metres) from the wall or fence - no hesitation.
6. Continue back around the previous circle but do not close this circle. Run down the left side of the arena past the centre marker and do a right rollback at least twenty feet (6 metres) from the wall or fence - no hesitation.
7. Continue back around the previous circle but do not close this circle. Run down the right side of the arena past the centre marker and do a sliding stop at least twenty feet (6 metres) from the wall or fence. Back up at least ten feet (3 metres). Hesitate to demonstrate the completion of the pattern.

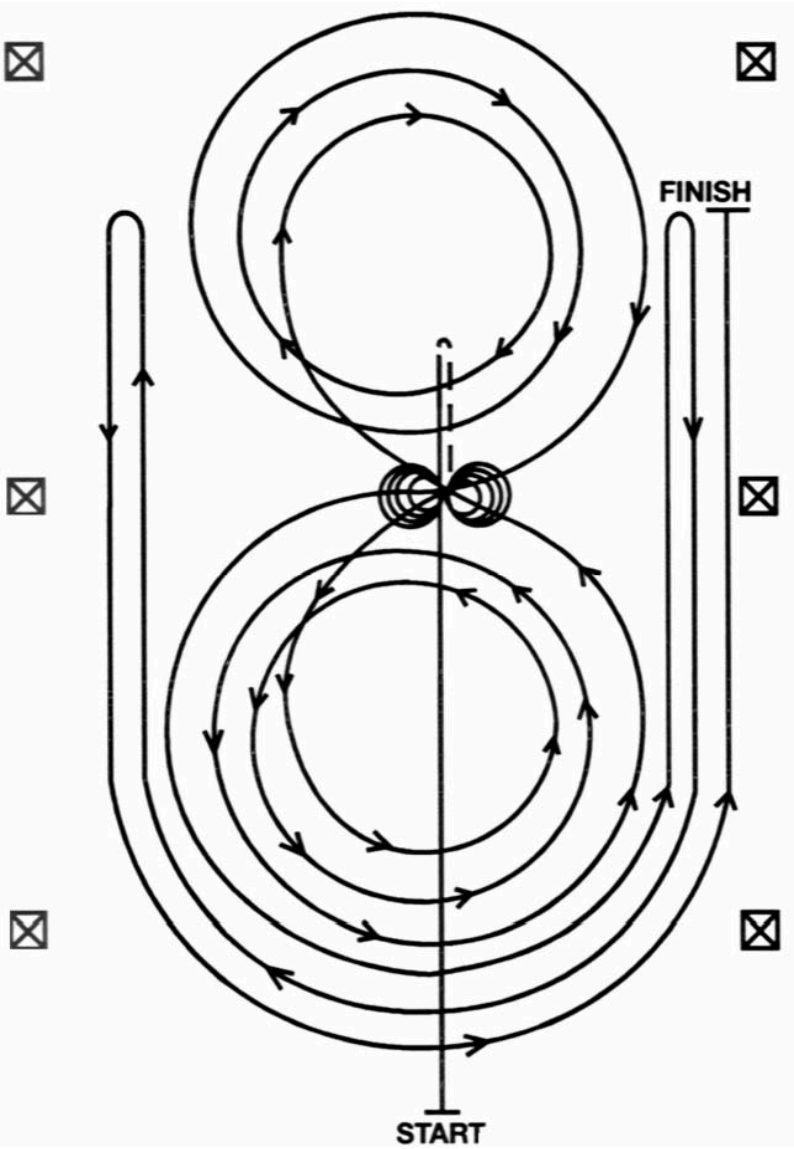
Equipment check according to Article K313.



PATTERN 9

1. Run past the centre marker and do a sliding stop. Back up to the centre of the arena or at least ten feet (3 metres). Hesitate.
2. Complete four spins to the right. Hesitate.
3. Complete four and one-quarter spins to the left so that horse is facing the left wall or fence. Hesitate.
4. Beginning on left lead, complete three circles to the left: the first circle small and slow; the next two circles large and fast. Change leads at the centre of the arena.
5. Complete three circles to the right: the first circle small and slow; the next two circles large and fast. Change leads at the centre of the arena.
6. Begin a large fast circle to the left but do not close this circle. Run up the right side of the arena past the centre marker and do a right rollback at least twenty feet (6 metres) from the wall or fence - no hesitation.
7. Continue back around the previous circle but do not close this circle. Run up the left side of the arena past the centre marker and do a left rollback at least twenty feet (6 metres) from the wall or fence - no hesitation.
8. Continue back around the previous circle but do not close this circle. Run up the right side of the arena past the centre marker and do a sliding stop at least twenty feet (6 metres) from the wall or fence. Hesitate to demonstrate the completion of the pattern.

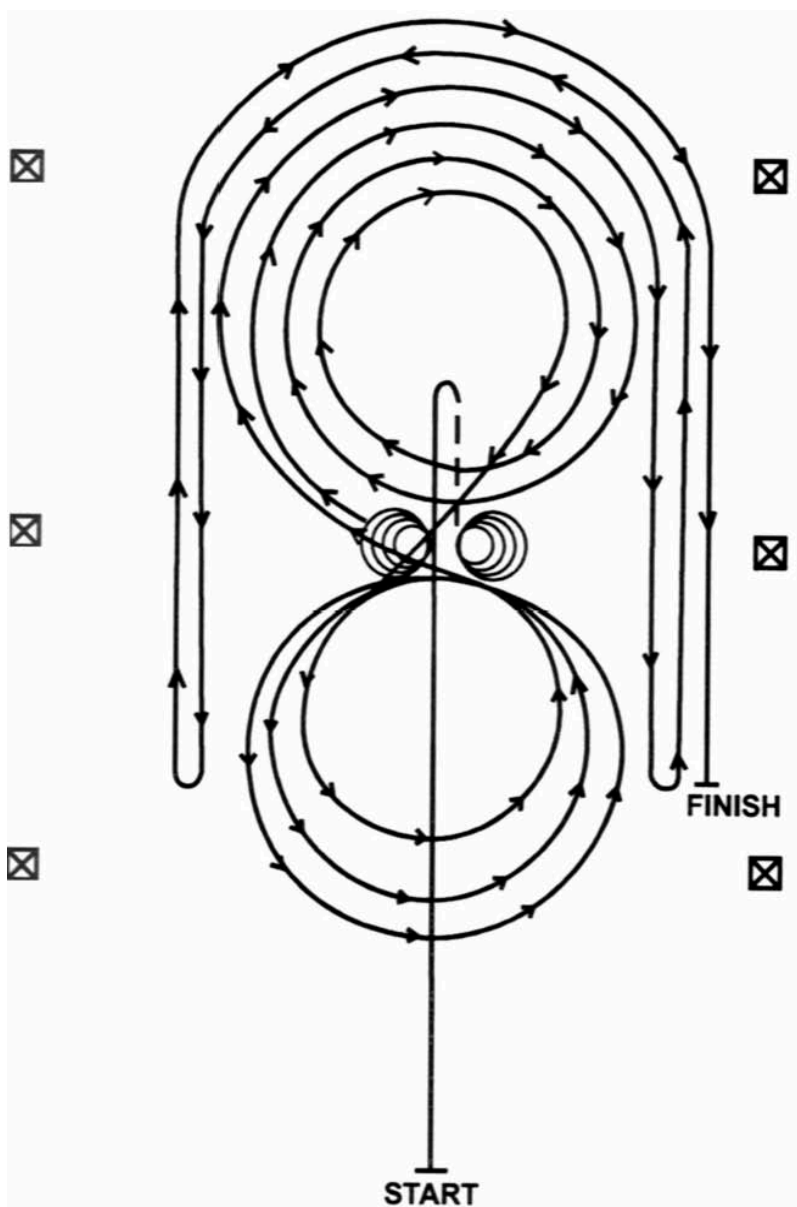
Equipment check according to Article K313.



PATTERN 10

1. Run past the centre marker and do a sliding stop. Back up to the centre of the arena or at least ten feet (3 metres). Hesitate.
2. Complete four spins to the right. Hesitate.
3. Complete four and one quarter spins to the left so that the horse is facing the left wall or fence. Hesitate.
4. Beginning on the right lead, complete three circles to the right: the first two circles large and fast, the third circle small and slow. Change leads at the centre of the arena.
5. Complete three circles to the left: the first circle small and slow, the next two circles large and fast. Change leads at the centre of the arena.
6. Begin a large fast circle to the right but do not close this circle. Run down the right side of the arena past the centre and do a left roll back at least twenty feet (6 metres) from the wall or fence, no hesitation.
7. Continue back around the previous circle but do not close this circle. Run down the left side of the arena past the marker and do a right roll back at least twenty feet (6 metres) from the wall or fence - no hesitation.
8. Continue back around previous circle but do not close this circle. Run down the right side of the arena past the centre marker and do a sliding stop at least twenty feet (6 metres) from the wall or fence. Hesitate to demonstrate completion of the pattern.

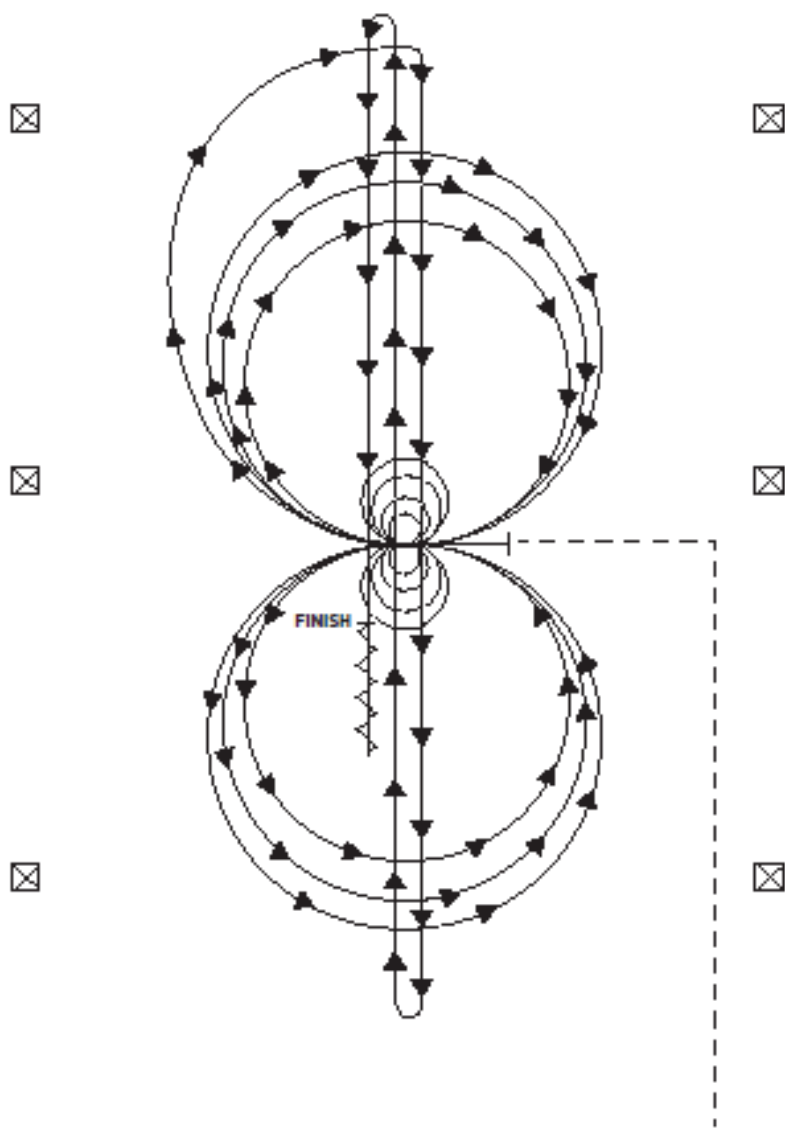
Equipment check according to Article K313.



PATTERN 11

Horses must trot to the center of the arena. Horses must walk or stop prior to starting the pattern. Beginning at the center of the arena facing the left wall or fence.

1. Complete four spins to the left. Hesitate.
2. Complete four spins to the right. Hesitate.
3. Beginning on the right lead, complete three circles to the right; the first circle small and slow; the next two circles large and fast. Change leads at the center of the arena.
4. Complete three circles to the left; the first circle small and slow; the next two large and fast. Change leads at the center of the arena.
5. Begin a large circle to the right, but do not close the circle. Run down the center of the arena past the end marker and do a right rollback – no hesitation.
6. Run up the middle to the opposite end of the arena past the end marker and do a left rollback – no hesitation.
7. Run past the center marker and do a sliding stop. Back up to the center of the arena or at least ten feet (three meters). Hesitate to demonstrate completion of the pattern.



ARTICLE K318A CANADIAN PATTERNS

Canadian patterns begin with very basic maneuvers as an introduction to reining competitions.

These patterns are also used in EC Para-Equestrian competitions in accordance with the following cross-reference.

National Para-Reining Patterns		Section K Patterns
Grade 1A	Pattern 1	Pattern A
	Pattern 2	Pattern B
Grade 1B	Pattern 1	Pattern C
	Pattern 2	Pattern D
Grade II	Pattern 1	Pattern E
	Pattern 2	Pattern F
Grade III	Pattern 1	Pattern G
	Pattern 2	Pattern H
Grade IV	Pattern 1	Pattern I
	Pattern 2	Pattern J

PATTERN A

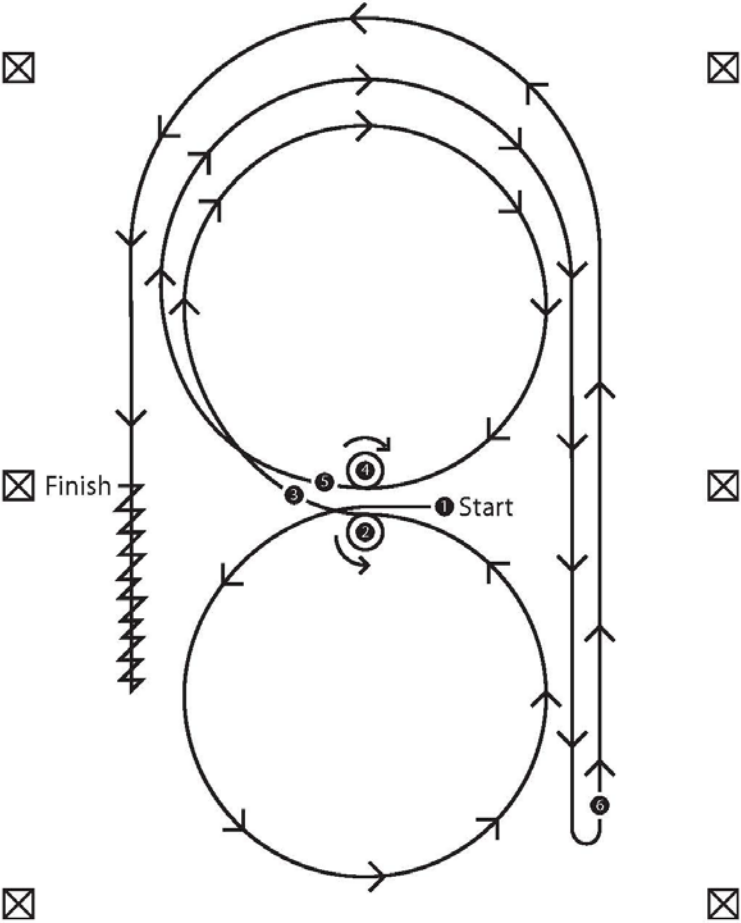
EC Reining	EC Para-Equestrian
Pattern A	Grade 1A – Pattern I

Horses may walk or jog to the center of the arena. Horses must walk or stop prior to starting the pattern. Beginning at the center of the arena facing the left wall or fence:

1. Beginning to the left, complete one circle at the walk. Stop at center of the arena. Hesitate.
2. Complete one spin to the left. Hesitate.
3. Beginning to the right, complete one circle at the walk. Stop at center of the arena. Hesitate.
4. Complete one spin to the right. Hesitate.
5. Beginning to the right, go around the end of the arena at the walk and continue down the right side of the arena past the center marker and execute a square stop. Either rollback to the left or walk a small, tight half-circle to the left.
6. Continue around the end of the arena and walk down the left side of the arena past the center marker, stop and back up.

Rider must dismount and drop the bridle to the designated judge. Assistant to help rider dismount and present bridle and horse to judge.

<i>EC Reining</i>	<i>EC Para-Equestrian</i>
<i>Pattern A</i>	<i>Grade 1A – Pattern 1</i>



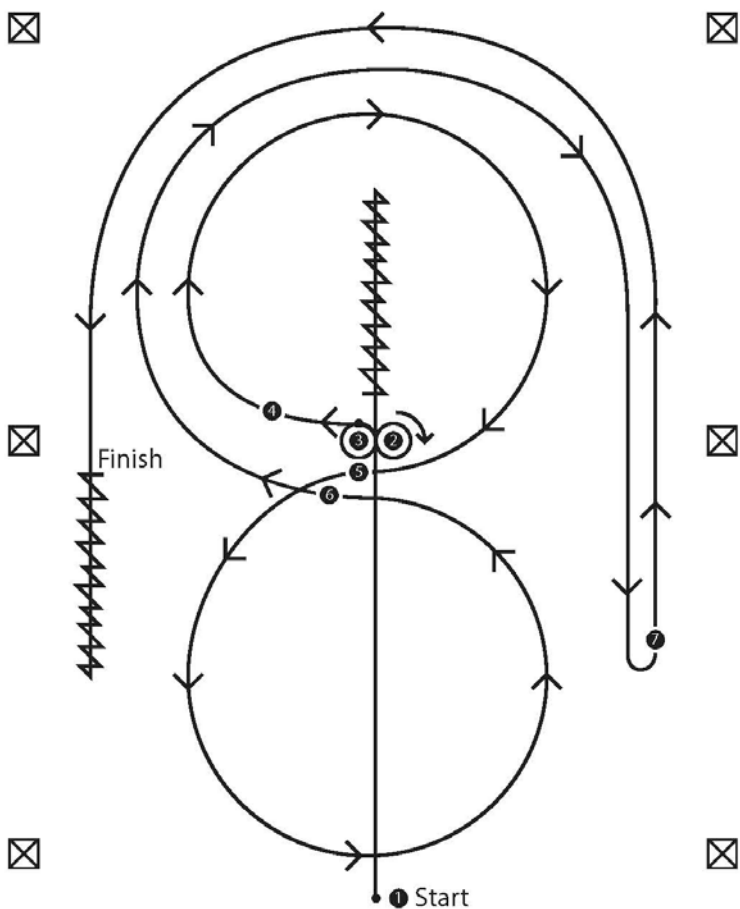
PATTERN B

<i>EC Reining</i>	<i>EC Para-Equestrian</i>
<i>Pattern B</i>	<i>Grade 1A – Pattern 2</i>

- 1. Trot at will past center of the arena, stop and back up to the center.*
- 2. Complete one spin to the right. Hesitate.*
- 3. Complete one and one quarter spin to the left. Hesitate.*
- 4. Beginning to the right complete one circle at the walk. Stop at the center of the arena. Hesitate.*
- 5. Beginning to the left complete one circle at the walk. Stop at the center of the arena. Hesitate.*
- 6. Beginning to the right, go around the end of the arena at the walk and continue down the right side past the center marker. Stop and either rollback to the left or walk a small tight half circle to the left.*
- 7. Continue around the end of the arena, and walk down the left side past the center marker. Stop and back up.*

Rider must dismount and drop the bridle to the designated judge. Assistant to help rider dismount and help present bridle and horse to judge.

<i>EC Reining</i>	<i>EC Para-Equestrian</i>
<i>Pattern B</i>	<i>Grade 1A – Pattern 2</i>



PATTERN C

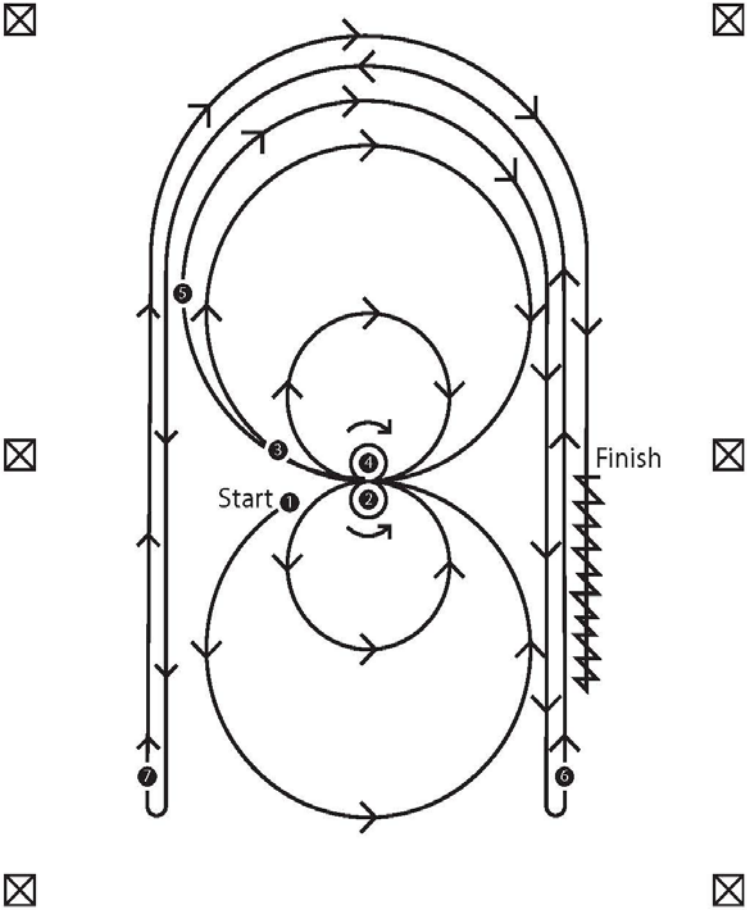
<i>EC Reining</i>	<i>EC Para-Equestrian</i>
<i>Pattern C</i>	<i>Grade 1B – Pattern 1</i>

Horses may walk or jog to the center of the arena. Horses must walk or stop prior to starting the pattern. Beginning at the center of the arena facing the left wall or fence.

- 1. Beginning to the left, complete one large circle at the trot and one small circle at the walk. Stop at the center of the arena. Hesitate.*
- 2. Complete one spin to the left. Hesitate.*
- 3. Beginning to the right, complete one large circle at the trot and one small circle at the walk. Stop at center. Hesitate.*
- 4. Complete one spin to the right. Hesitate.*
- 5. Beginning to the right at the trot, G around the end of the arena and down the right side of the arena past the center marker. Stop square. Roll back to the left or walk a tight, small half circle to the left.*
- 6. Continue at the trot around the end of the arena and down the left side past the center marker. Stop square. Roll back to the right or walk a tight small half circle to the right.*
- 7. Continue around the end of the arena to trot down the right side of the arena past the center marker. Stop and back up.*

Rider must dismount and drop the bridle to the designated judge. Assistant to help rider dismount and help present bridle and horse to judge.

<i>EC Reining</i>	<i>EC Para-Equestrian</i>
<i>Pattern C</i>	<i>Grade 1B – Pattern 1</i>



PATTERN D

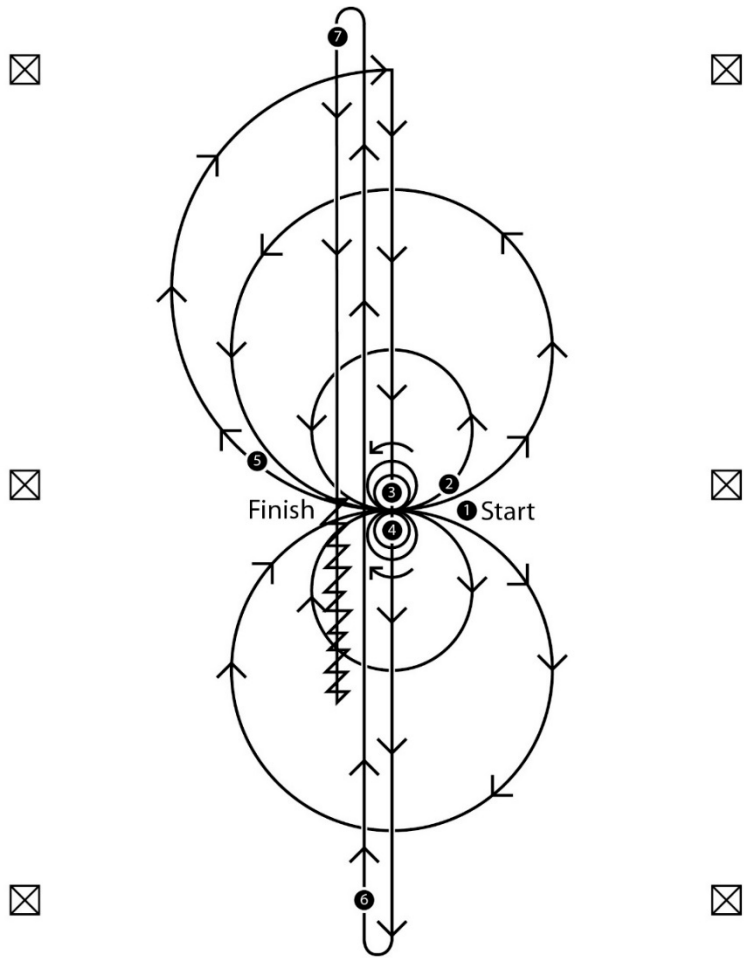
<i>EC Reining</i>	<i>EC Para-Equestrian</i>
<i>Pattern D</i>	<i>Grade 1B – Pattern 2</i>

Horses may walk or jog to the center of the arena. Horses must walk or stop prior to starting the pattern. Beginning at the center of the arena facing the left wall or fence.

- 1. Beginning to the right, complete one small circle at the walk, and one large circle at the trot. Stop at the center of the arena. Hesitate.*
- 2. Beginning to the left, complete one small circle at the walk, and one large circle at the trot. Stop at the centre of the arena. Hesitate.*
- 3. Complete two spins to the left. Hesitate.*
- 4. Complete two spins to the right. Hesitate.*
- 5. Beginning to the right at the trot. At the top of the circle, trot down the middle of arena past the end marker. Stop square and rollback to the right or walk a tight small half circle to the right.*
- 6. Continue at the trot down the middle of the arena past the end marker. Stop square and rollback to the left or walk a tight small half circle to the left.*
- 7. Continue at the trot past middle marker. Stop square and back up to centre of the arena or at least ten feet. Hesitate.*

Rider must dismount and drop bridle to the designated judge. Assistant to help rider dismount and help present bridle and horse to judge.

<i>EC Reining</i>	<i>EC Para-Equestrian</i>
<i>Pattern D</i>	<i>Grade 1B – Pattern 2</i>



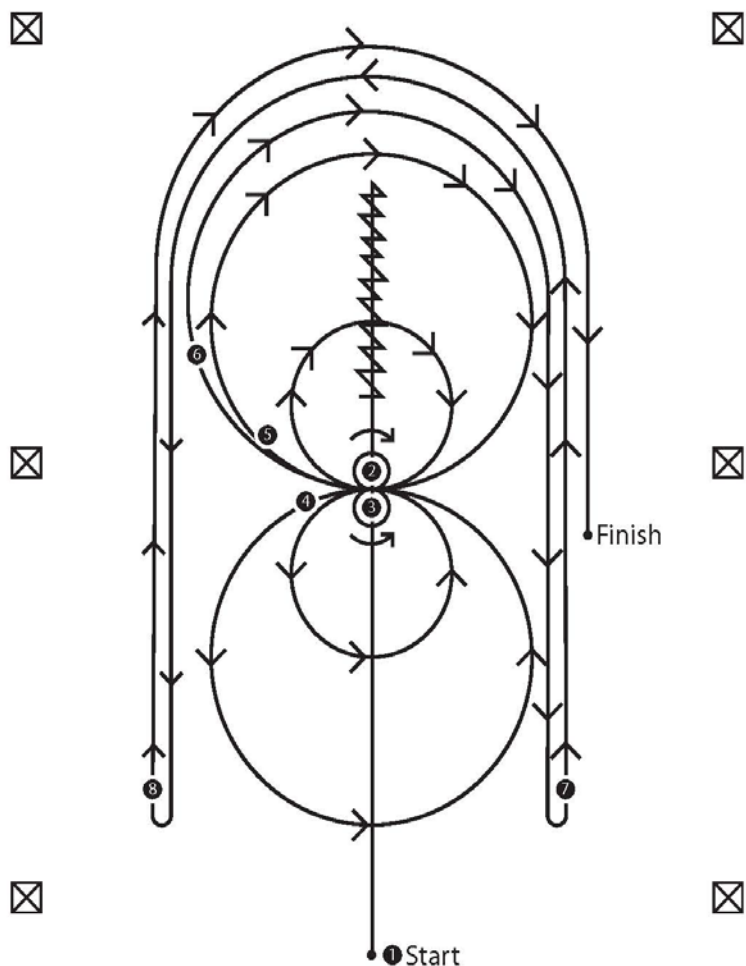
PATTERN E

<i>EC Reining</i>	<i>EC Para-Equestrian</i>
<i>Pattern E</i>	<i>Grade II – Pattern I</i>

- 1. Trot past center of the arena, stop and back up to the center. Hesitate.*
- 2. Complete one spin to the right. Hesitate.*
- 3. Complete one and one quarter spin to the left. Hesitate.*
- 4. Beginning to the left, complete one large circle at the extended trot and one small circle at the jog. Stop at center. Hesitate.*
- 5. Beginning to the right, complete one large circle at the extended trot and one small circle at the jog. Stop at center. Hesitate.*
- 6. Beginning to the right, trot around the end of the arena and down the right side past the center marker. Stop and roll back to the left or walk a small tight half circle to the left.*
- 7. Continue at the trot around the end of the arena and down the left side past the center marker. Stop and rollback to the left or walk a small tight half circle to the right.*
- 8. Continue at the trot around the end of the arena and down the right side past the center marker. Stop*

Rider must dismount and drop bridle to the designated judge. Assistant to help rider dismount and help present bridle and horse to judge.

<i>EC Reining</i>	<i>EC Para-Equestrian</i>
<i>Pattern E</i>	<i>Grade II – Pattern I</i>



PATTERN F

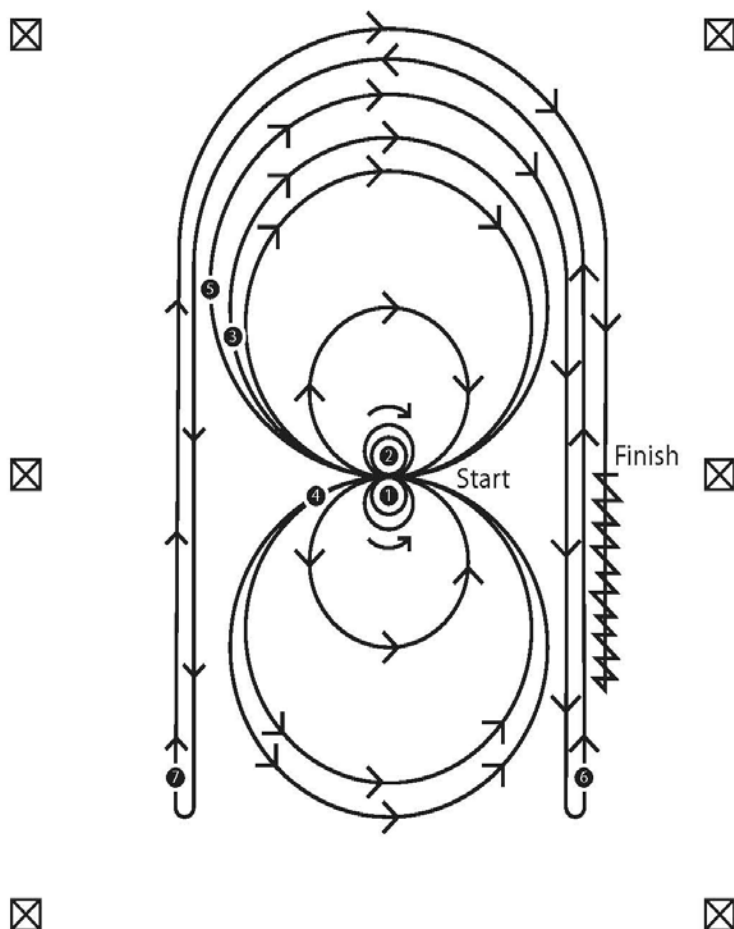
<i>EC Reining</i>	<i>EC Para-Equestrian</i>
<i>Pattern F</i>	<i>Grade II – Pattern 2</i>

Horses may walk or jog to the centre of the arena. Horses must walk or stop prior to starting pattern. Beginning at the centre of the arena facing the left wall or fence.

- 1. Complete two spins to the left. Hesitate.*
- 2. Complete two spins to the right. Hesitate.*
- 3. Beginning to the right, complete three circles to the right. The first circle large and at the extended trot, the second circle small and at the jog, the third circle large and at the extended trot. Stop at the centre. Hesitate.*
- 4. Complete three circles to the left. The first circle large and at the extended trot, the second circle small and at the jog, the third circle large and at the extended trot. Stop at the centre. Hesitate.*
- 5. Begin a large circle to the right at the extended trot, but do not close the circle. Trot straight down the right side of the arena past the centre marker. Stop square and rollback to the left or walk a small tight half circle to the left.*
- 6. Continue at the extended trot back around the end of the arena. Trot straight down the left side of the arena past the centre marker. Stop square and rollback to the right or walk a small tight half circle to the right.*
- 7. Continue back around the end of the arena at the extended trot. Trot down the right side of the arena past the centre marker. Stop square and back up to centre or at least ten feet. Hesitate.*

Rider must dismount and drop bridle to the designated judge. Assistant to help rider dismount and help present bridle and horse to judge.

<i>EC Reining</i>	<i>EC Para-Equestrian</i>
<i>Pattern F</i>	<i>Grade II – Pattern 2</i>



PATTERN G

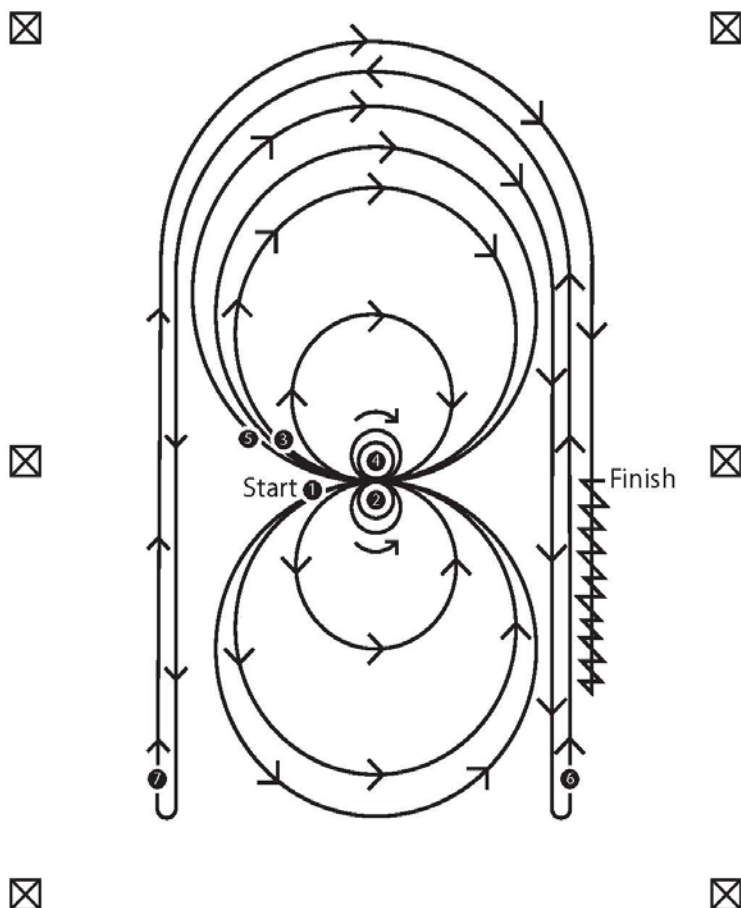
<i>EC Reining</i>	<i>EC Para-Equestrian</i>
<i>Pattern G</i>	<i>Grade III – Pattern 1</i>

Horses may walk or jog to the center of the arena. Horses must walk or stop prior to starting the pattern. Beginning at the center of the arena facing the left wall or fence.

- 1. Beginning on the left lead, complete two large circles to the left at the lope and one small circle to the left at the trot. Stop at center. Hesitate.*
- 2. Complete two spins to the left. Hesitate.*
- 3. Beginning on the right lead, complete two large circles to the right at the lope and one small circle to the right at the trot. Stop at center. Hesitate.*
- 4. Complete two spins to the right. Hesitate.*
- 5. Beginning on the right lead, go around the end of the arena and run down the right side past the center marker. Stop and roll back to the right or walk a small tight half circle to the left.*
- 6. Continue at the lope around the end of the arena to run down the left side past the center marker. Stop and roll back to the left or walk a small tight half circle to the right.*
- 7. Continue at the lope around the end of the arena and run down the right side of the arena past the center marker. Stop and back up.*

Rider must dismount and drop bridle to designated judge. Assistant to help rider dismount and present bridle and horse to judge.

<i>EC Reining</i>	<i>EC Para-Equestrian</i>
<i>Pattern G</i>	<i>Grade III – Pattern I</i>



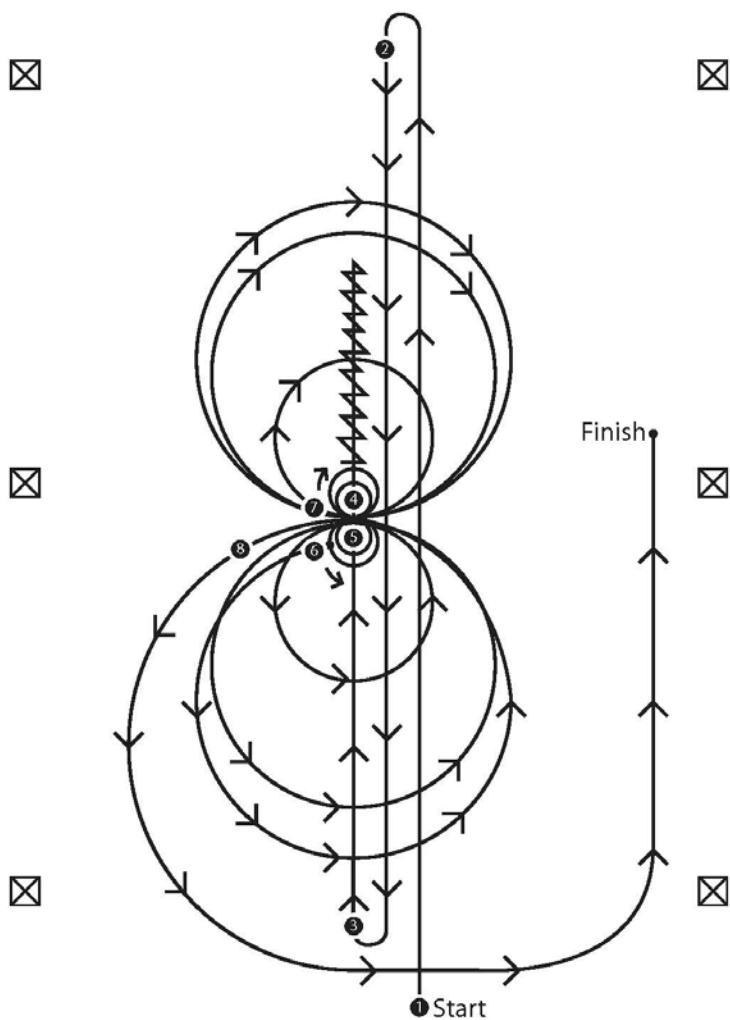
PATTERN H

<i>EC Reining</i>	<i>EC Para-Equestrian</i>
<i>Pattern H</i>	<i>Grade III – Pattern 2</i>

- 1. Trot at speed comfortable to rider to the far end of the arena past the end marker and stop square. Do a left rollback or walk a small tight half circle to the left.*
- 2. Trot at speed comfortable to rider to the far end of the arena past the end marker and stop square. Do a right rollback or walk a small tight half circle to the right.*
- 3. Trot past the centre marker and stop square. Back up to the centre of the arena or at least ten feet (3 meters). Hesitate.*
- 4. Complete two spins to the right. Hesitate.*
- 5. Complete two and a quarter spins to the left. Hesitate.*
- 6. Beginning on the left lead, complete three circles to the left. The first circle large and fast, the second circle small and slow, third circle large and fast. Stop at centre.*
- 7. Complete three circles to the right. Beginning on the right lead, the first circle large and fast, second small and slow, third circle large and fast. Stop at centre.*
- 8. Begin a large fast circle to the left but do not close this circle. Run straight up the right side of the arena past the centre marker and stop square. Hesitate*

Rider must dismount and drop bridle to designated judge. Assistant to help rider dismount and present bridle and horse to judge.

<i>EC Reining</i>	<i>EC Para-Equestrian</i>
<i>Pattern H</i>	<i>Grade III – Pattern 2</i>



PATTERN I

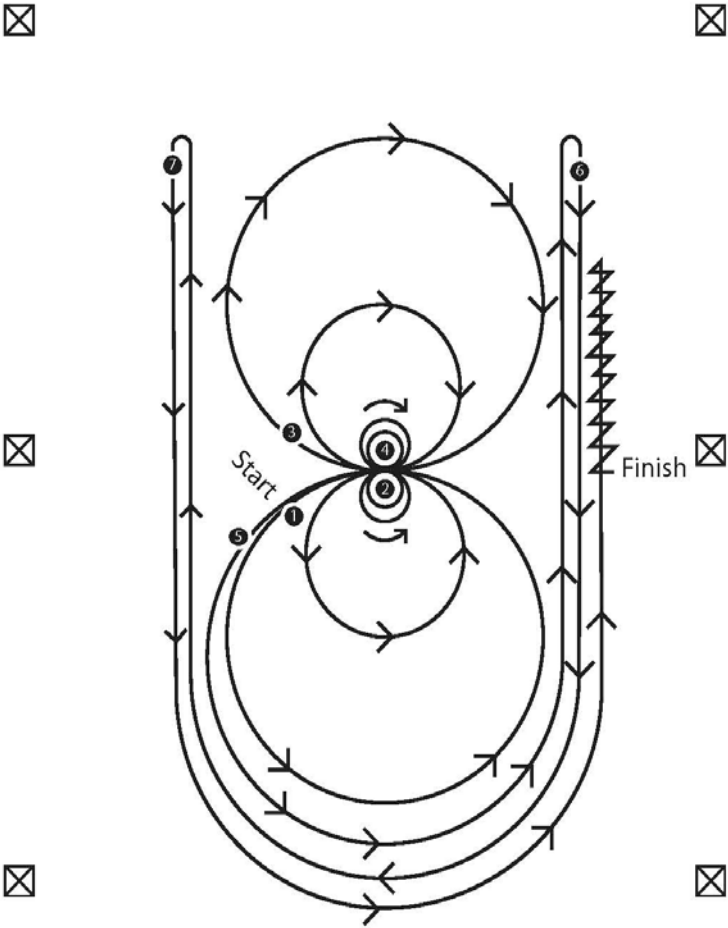
<i>EC Reining</i>	<i>EC Para-Equestrian</i>
<i>Pattern I</i>	<i>Grade IV – Pattern I</i>

Horses may walk or trot to the center. Horses must walk or stop prior to starting the pattern. Beginning at the center of the arena facing the left wall or fence.

- 1. Beginning on the left lead, complete two circles to the left, one large and one small. Stop at center of the arena. Hesitate.*
- 2. Complete two spins to the left. Hesitate.*
- 3. Beginning on the right lead, complete two circles to the right, one large and one small. Stop at center of the arena. Hesitate.*
- 4. Complete two spins to the right. Hesitate.*
- 5. Beginning on the left lead, go around the end of the arena, run down the right side of the arena past center marker, stop and roll back to the right or walk a small tight half circle to the right.*
- 6. Continue at the lope around the end of the arena to run down the left side of the arena past the center marker, stop and roll back to the left or walk a small tight half circle to the left.*
- 7. Continue at the lope around the end of the arena and run down the right side of the arena past the center marker. Stop and back up.*

Rider must dismount and drop bridle to designated judge. Assistant to help rider dismount and present bridle and horse to judge.

<i>EC Reining</i>	<i>EC Para-Equestrian</i>
<i>Pattern I</i>	<i>Grade IV – Pattern I</i>



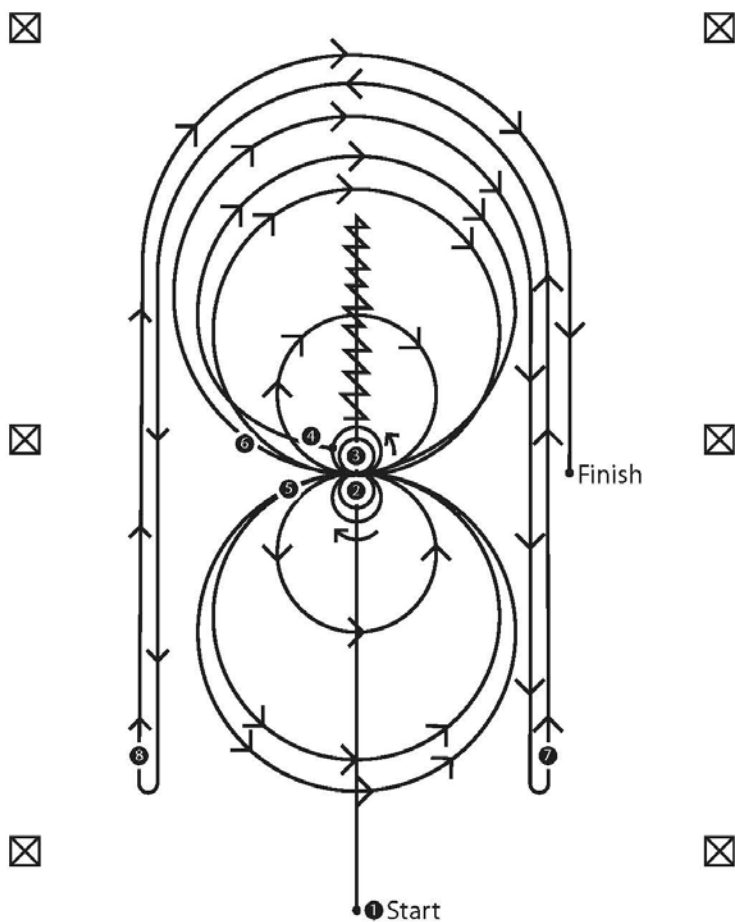
PATTERN J

<i>EC Reining</i>	<i>EC Para-Equestrian</i>
<i>Pattern J</i>	<i>Grade IV – Pattern 2</i>

1. *Run past the centre marker and stop square. Back up to the centre of the arena or at least ten feet.*
2. *Complete two spins to the right. Hesitate*
3. *Complete two and a quarter spins to the left so that the horse is facing the left wall or fence. Hesitate.*
4. *Starting on the right lead, complete three circles to the right: the first two circles large and fast, the third circle small and slow. Stop at centre. Hesitate.*
5. *Starting on the left lead, complete three circles to the left: the first two circles large and fast, the third circle small and slow. Hesitate.*
6. *Pick up the right lead and circle to the right but do not close this circle .Run down the right side of the arena past the centre marker and stop square. Do a left rollback or walk a small tight half circle to the left.*
7. *Continue at lope back around the previous circle but do not close this circle. Run down the left side of the arena past the centre marker and stop square. Do a right rollback or walk a small tight half circle to the right.*
8. *Continue at lope back around previous circle but do not close this circle. Run down the right side of the arena past the centre marker and stop square. Hesitate.*

Rider must dismount and drop bridle to designated judge. Assistant to help rider dismount and present bridle and horse to judge.

<i>EC Reining</i>	<i>EC Para-Equestrian</i>
<i>Pattern J</i>	<i>Grade IV – Pattern 2</i>



ARTICLE K319 FREESTYLE REINING

1. Reining maneuvers originated from moves that a cow horse must use in performing its duties and have been refined to the high level of competition existing today. Freestyle Reining not only provides an opportunity to use these maneuvers creatively, but also to expand them to music by means of choreography. Athletes are encouraged to use musical scores, which permit them to show the athletic ability of the horse in a crowd appealing way. Music is mandatory in Freestyle.
2. The FEI Rules for Reining will apply to freestyle except where the following Rules pre-empt same.
3. Required maneuvers will be defined as follows:
 - 3.1 A minimum of 4 consecutive spins to the right.
 - 3.2 A minimum of 4 consecutive spins to the left.
 - 3.3 A minimum of 3 stops.
 - 3.4 A minimum of 1 lead change at the canter from right to left.
 - 3.5 A minimum of 1 lead change at the canter from left to right.
4. Athletes will only be judged astride.
5. Athletes are allowed to use two hands (as well as one or no hands) and any bit approved by the FEI Reining Rules, as well as a snaffle bit or hackamore. (NB: a snaffle bit or hackamores are only permitted in freestyle competitions) The Snaffle bit must be smooth with a broken mouthpiece (conventional O-ring, egg butt or D ring) with ring no larger than 10 cms and no smaller than 5 cms. 2.5 cms in from the cheek the mouthpiece must be a minimum of 0.6 cm diameter with a gradual decrease to the centre of the snaffle. Optional curb strap is acceptable; however curb chains are not acceptable. A flexible braided rawhide or leather or rope bosal the core of which may be either rawhide or flexible cable, may be used in lieu of a snaffle bit, but can be no larger than 2 cms in diameter at the cheek; there must be a minimum of a 2-finger space (approximately 3 cms) between the bosal and the horse's nose. Absolutely no rigid material will be permitted under the jaw or in connection with the bosal regardless of how well covered or padded. Horsehair bosals are prohibited.
6. Failure to perform all the required maneuvers or failure to complete the performance within the time limit will result in a 0.
7. Additional maneuvers such as rollbacks, backups, speed variations, and non-classical reining maneuvers such as half pass and side pass are appropriate in Freestyle and shall be given appropriate credit. Additional repetitions of required maneuvers are appropriate, but will only add or subtract from the existing scores already given for the required maneuvers, not as additional scores.
8. The time limit is a maximum of 3½ minutes including any introductions. The time limit will be from the beginning of the music or from the beginning of the introduction (whichever is first) and will end with the music.
9. Costumes are permitted but not required. Emphasis is placed on performing the reining maneuvers to music.
10. Props are permitted but at no time may hinder the judges' view of the horse. The use of props will not add to the score.

ARTICLE K320 JUDGING OF FREESTYLE REINING

1. Required maneuvers in Freestyle will receive a score based on technical merit from the technical judges utilizing judges score sheets specifically designed for

the Freestyle. Transitional maneuvers and other maneuvers not specified as reining maneuvers will be evaluated and scored accordingly in a specified box and counted as a single maneuver score. If an artistic impression judge is used, they must use the Freestyle score sheet and are encouraged to include remarks regarding performance. In the event an artistic judge is not used, the technical judges will assess an artistic impression score in the box specified using a -2 to a +2 evaluation.

2. Tie breaker judge. One judge (not to be an artistic impression judge) shall be designated as the tiebreaker prior to the Freestyle class. In the event a tie still occurs (or the tie occurs with one judge), the technical merit scores will be tallied to break the tie. In the event a tie remains, the athletes tied will be declared co-champions.
3. Validating required maneuvers will be the responsibility of the judges. At least one scribe will be used to assist in verifying the required maneuvers for each horse as they are completed in the pattern.
4. Preliminaries are to be used at the discretion of show management and should use patterns in Article K316. Preliminaries may be held without music or costuming, but must allow the use of either one or two hands. The emphasis in the design of any preliminary should be on quality of competition.
5. Applause meters or Artistic impression judges should not represent more than 20% of the combined score and should only be used in conjunction with (minimum) two approved judges. When used in scoring, the following formulas should be applied to properly weigh the scores according to the above percentage and still produce a comparable numerical score as when three judges are used.
Score for Judge 1 should be multiplied by 1.2.
Score for Judge 2 should be multiplied by 1.2.
Score for the Applause Meter should be multiplied by 0.6. All three scores should then be added to determine the final score for placing.
6. The Organizing Committee will reserve the right to rule on music or dress that may be inappropriate or offensive to the spirit and nature of the Event. The Organizing Committee may also determine the use of special lighting.

CHAPTER VI

EQUESTRIAN CANADA OFFICIALS

ARTICLE K321 COMPETITION OFFICIALS

1. General requirements
 - a) Judges and Reining Stewards must hold a Gold Sport Licence and pay their respective Officials fees.
 - b) Only Equestrian Canada licensed Reining officials in good standing or officials in possession of a valid Guest Card may officiate at EC-sanctioned ring competitions.
 - c) Individuals must have separate qualifications for each classification in order to be qualified to officiate.
 - d) Guest cards may be issued in special situations as specified under Article K322, Guest Cards with the approval of Equestrian Canada.
 - e) Equestrian Canada Reining Learner Experience and Evaluation forms are only completed and retained for individuals who are registered in the Learner program or are current Recorded officials.
2. The three levels of judges are Learner, Recorded and Senior. REINING STEWARDS
The three levels of Reining Steward are Learner, Recorded and Senior.

ARTICLE K322 GUEST CARDS

1. **GENERAL:**
 - a) At the request of the competition management applications for guest cards may be considered by Equestrian Canada.
 - b) All requests for guest cards must be sent to Equestrian Canada Competitions Coordinator, Equestrian Canada.
 - c) Applicable fees must accompany the application. The fee will be refunded should the guest card be denied.
 - d) All Guest Card applications must be approved by EC and will not be issued to anyone whose application has been previously denied in any category or has unresolved complaints on file from previous events including disregard for EC rules or failure to file required reports in a timely manner.
 - e) Only officials licensed by the FEI, USEF, or NRHA or by another national federation may adjudicate alone with a Guest Card, subject to a working knowledge of these Equestrian Canada Reining rules and possession of a current EC Rulebook.
 - f) Permission to officiate shall not be granted to any person more than twice in a particular classification unless the person resides in a foreign country.
 - g) The majority of officials for any event must be selected from the EC roster unless sanctioned by the FEI.
2. **Guest Judge:**
 - a) A Guest Judge must be a current member and accredited to judge Reining competitions by the FEI, USEF, NRHA or a foreign National Federation or an experienced Equestrian Canada Gold Sport Licence holder who is fully familiar with the Equestrian Canada Reining rules.
 - b) Restrictions of a Guest Judge:
 - i) A competition may request a Guest Card for a non-judge only under extraordinary circumstances such as sudden illness of the already contracted judge or financial hardship due to geographic isolation.

- ii) Under no other conditions may a Guest Judge officiate alone without special permission of Equestrian Canada.

3. Guest Reining Steward:

- a) A Guest Reining Steward must be an accredited Reining Steward by the FEI, USEF, NRHA or a FEI member national federation.

ARTICLE K323 FILING REPORTS

1. All Event Organizers and officials shall file all applicable post-event reports and evaluations with Equestrian Canada within the specified time limits. Detailed and constructive suggestions are required wherever possible.
2. Event Organizers shall ensure accurate listing of competition results including a minimum of placings, name of Competitors and horses are filed within 14 days following the competition.
3. Officials who accept Learners at sanctioned events must complete the “Learner Verification” form at the end of the event and return it to the Learner. A separate, confidential evaluation must be completed and forwarded to Equestrian Canada within 14 days of the Competition. These reports assist EC in determining promotions. All such Information is considered confidential and is restricted to EC in confidence.

ARTICLE K324 ADVISORY PROCESS

1. The purpose of the Advisory Process is to keep the standard of officiating at the highest level, to ensure that concerns of competitors are addressed; and to ensure fair competitions.
2. The Advisory Process may be invoked by EC when warranted when:
 - a) Three letters of the same complaint are received by EC on the same subject within 5 years;
 - b) One complaint, in writing, of an extremely serious nature is received by EC; or
 - c) A series of complaints, in writing, are received by EC regarding the same official.

Note: A written complaint may be by mail, fax or e-mail and must be dated and signed.

3. Complaints must be investigated, using a reasonable investigation process to make a good faith determination that sufficient cause, based on reasonable grounds, exists to warrant some degree of advisory or disciplinary action. The process must provide for a thorough understanding of all sides of an issue and allow for a structured, measured and fair investigation.
4. If a conflict of interest exists between an individual concerned with investigating a complaint and the individual under investigation, the former will remove him/herself from the process.
5. Complaints will be addressed after sufficient investigation by EC as deemed appropriate:
 - a) A verbal advisory warning followed with a summary of the conversation in writing.
 - b) A written advisory warning.
 - c) Non-renewal of licence.
 - d) No action.

CHAPTER VII PARA-REINING

PREAMBLE

Reiners ride at their own risk. Neither the OC nor the FEI accepts responsibility for any accident or illness that may befall any horse, competitor, groom or any other persons. The same applies in the case of damage to equipment, horse boxes, cars and all other objects (including damage by theft, loss and fire).

All owners and competitors are personally responsible for damage to third parties caused by themselves, their employees or their horses. They are advised to take out third party insurance and to keep the policy up to date.

CANADIAN ADDENDA

*Wherever an addition or exception is required under these FEI rules, more specifically to address competition at non-FEI sanctioned divisions, the text will appear within the article; be identified with the word **Canada** or **Canadian** in bold print; and be written in this style of italic type.*

Exceptions and tests for Para-Reining competitions in Canada are under development.

For Cross-reference for national reining patterns suitable for EC Para-Reining competitions see Article K 318A.

ARTICLE K325 TACK, EQUIPMENT AND ATTIRE

Equipment should conform to the needs of the competitor and be suitable for the horse.

1. Special adaptive equipment may be used where appropriate. Acceptable adaptive equipment includes: audio communications, bareback pads, boot adaptations, dowel reins, hand holds (flexible and/or rigid), approved protective headgear, laces to tie stirrups or leathers to girth or cinch, ladder reins, loop reins, rein handles, rein handle tethers, rubber bands, saddle blocks, wedges, cushions, safety stirrups, seat savers, surcingles, whips (one or two). Other equipment will be considered upon request.
2. Western classes - riders must wear properly fitted, securely fastened, approved protective headgear with harness attached. A Western hat may be affixed over the headgear. No equipment is allowed that would in any way affix the rider to the horse or saddle with the exception of light rubber bands. Safety stirrups (covered or other approved safety stirrups) are required if rider is unable to wear boots with a heel. Proper Western attire is required as set forth in the FEI Rules and Regulations.

ANNEX I

JUDGES

3* JUDGE

1. The FEI maintains a List of qualified 3* (Candidate) Judges, who have been recommended by their NFs and accepted by FEI HQ with the recommendation of the Reining Committee.
2. The qualifications for 3* Candidate Judges are as follows:
 - 2.1. To have acted as a member of a Ground Jury at a CRI or to have judged at major National Reining events during the previous two years.
 - 2.2. To speak one of the two official languages (English) and preferably understand the other (French).
 - 2.3. To have qualified at an FEI course by passing Reining judges testing requirements for 3* Judges.
 - 2.4. To be preferably under the age of 60.

4* JUDGE

1. The FEI maintains a List of qualified 4* (International) Judges recommended by their NFs and accepted by the FEI HQ with the recommendation of the Reining Committee.
2. The qualifications for 4* Judges are as follows:
 - 2.1 To have acted at least twice in 4 years as a member of a Ground Jury at a CRI, CRIO or a Championship
 - 2.2 To have served as a 3* Judge for at least two years or two complete seasons.
 - 2.3 To speak one of the two official languages (English) and preferably understand the other (French).
 - 2.4 To have qualified at an FEI course by passing Reining judges testing requirements for 4* Judges.

5* JUDGE

1. The FEI maintains a List of 5* (O) Judges selected by Headquarters from the List of 4* Judges on the recommendation of the Reining Committee, based on technical merit and experience.

RE-QUALIFICATION OF JUDGES

All FEI Reining judges have to re-qualify every 2 years at a FEI Judges course to remain on the list of Judges.

ANNEX II

STABLE SECURITY AT REINING EVENTS

1. Minimum FEI Stable Security Requirements for CRI 3*, Continental Championships, World Championships and CRIOs, Championships, Finals and Games refer to Article 1005 of the FEI Veterinary Regulations.
2. Reduced Stable Security The following provisional measures for minor Reining events CRI1* and 2* and for CRI 3* outside Western Europe are implemented on an experimental basis and will be reviewed annually.
CRI 1* - 3* outside Western Europe Veterinary Regulations Articles 1005.2.4, 1005.2.5.1 and 1005.2.5.2 will not apply to CRIs outside Western Europe. However, reduced stable security requirements must always be met.
Requirements:
 - 2.1 Horses must be stabled at the venue.
 - 2.2 Whenever possible, stabling horses from the same country together. The provision of adequate isolation for horses particularly those arriving from other countries. In regard to Equine Influenza, if an event is held in conjunction with a National event (classes), the vaccinated horses must be separately stabled from the non-vaccinated ones.
 - 2.3 The welfare of horses must not be compromised in any way.
 - 2.4 Organisers will be required to ensure that the stable area(s) at their events are controlled by Stable Manager(s) and Stewards on a 24 hour basis, to guard against horses getting colic, being cast in their boxes and, e.g. the risk of fire, etc.
 - 2.5 Security fences and access control will not be compulsory. However, the Vet. Delegate or the Foreign Judge/Technical Delegate (FEI General Regulations) have the right to require these measures or that a rope limit be set in order to ensure that vehicles are not parked too close etc. should it be needed for practical reasons.
3. Simultaneous events
If two events of different categories/disciplines are held simultaneously, the higher level of stable security is automatically required.
4. *Stable security at EC-sanctioned events is not compulsory but the level of competition should be taken into consideration when making the determination on stable security*

ANNEX III

RULES FOR YOUNG RIDERS, JUNIOR AND CHILDREN

REINING EVENTS

CHAPTER I

INTRODUCTION

ARTICLE YR J CH- 0 GENERAL

Young Rider, Junior and Children participation is an important element in the development of the Equestrian Sport in the world. The objective of the following Regulations is to standardise types of Reining Events and Competitions for Young Riders, Juniors and Children throughout the world, taking into account specific problems applying exclusively to Young Riders, Juniors and Children.

ARTICLE YR J CH- 1 PRIORITY OF THE REGULATIONS

In all matters not covered by the present FEI Regulations, the General Regulations, the Veterinary Regulations and the Rules for senior Reining Events shall apply.

ARTICLE YR J CH- 2 DEFINITION

DEFINITION OF A YOUNG RIDER

A person may compete as a Young Rider from the beginning of the calendar year in which he reaches the age of 16 until the end of the calendar year in which he reaches the age of 21.

DEFINITION OF A JUNIOR

A person may compete as a Junior from the beginning of the calendar year in which he reaches the age of 14 until the end of the year in which he reaches the age of 18.

DEFINITION OF A CHILD

A child may compete as a child from the beginning of the calendar year in which he reaches the age of 12 until the end of the calendar year in which he reaches the age of 14.

Canadian Definitions

Junior A – from the start of the year in which the athlete reaches 16 years of age until the end of the year the athlete reaches 18 years of age

Junior B - from the start of the year in which the athlete reaches 13 years of age until the end of the year the athlete reaches 15 years of age

Junior C – any athlete under the age of 12 years up to the end of the year the athlete reaches the age of 12.

NOTE: All Canadian competitions for Juniors will be run in accordance to the Canadian Rules for Reining for Seniors.

***Team selection criteria-** will be posted each year on the Equestrian Canada website. FEI Young Rider, Junior and Child definitions are to be used for FEI Championship qualifying classes for team selection. Qualification classes will be run in accordance to the Canadian Rules for Reining for Seniors unless stated otherwise in the Selection Criteria.*

ANNEX III

CHAPTER II INTERNATIONAL EVENTS AND CHAMPIONSHIPS

ARTICLE YR J CH-3 INTERNATIONAL EVENTS

1. Types of Events. The following types of Events for Young Riders, Juniors and Children are established:
 - 1.1 International Events (CRIYs – CRIJs – CRI-Ch) and
 - 1.2 Official International Events (CRIOYs – CRIJs – CRIOs-Ch) and
 - 1.3 Championships.
2. A CRIY/CRIJ/CRI-Ch may not be organised in the two weeks preceding a Championship for Young Riders/Juniors or a CRIOY/CRIOJ/CRI-Ch without the specific permission of the Organising Committee of this Championship or of this CRIOY/CRIOJ/CRIO-CH and without the agreement of the Secretary General of the FEI.
3. International Events (CRIY/CRIJ/CRI-Ch)
 - 3.1 A CRIY/CRIJ/CRI-Ch is an International Event open to individual athletes from the host country and from an unrestricted number of foreign countries. No unofficial Team competition (Nations Cup) may be held during a CRIOY/CRIOJ/CRI-Ch.
4. Official International Events (CRIOY/CRIOJ/CRI-Ch)
 - 4.1 A CRIOY/CRIOJ/CRI-Ch is an International Event open to three or more countries represented by teams.
 - 4.2 It must include the official competitions for teams and individuals as specified in the rules of the appropriate Championships as laid down in the present Regulations.

ARTICLE YRJ-CH-4 CHAMPIONSHIPS

1. The Championships must be organised in strict accordance with the General Regulations, the Rules for senior Reining Events, the present specific Regulations, and as specified hereunder.
2. In principle, the Championships can only be held if at least four nations are represented, except outside of Europe where they may be held with any number of regional teams from at least two countries (including the host nation). A nation which withdraws after the closing date for the entries and before the start of the Championship is, however, considered as represented and therefore count.
3. The Championships should be held some time during a long school holiday.
4. The Championships should be held as an indoor competition.
5. Reasonable entry/starting fees may be charged. Prize money for Young Riders and Juniors must be kept moderate. Only prizes in kind are allowed for Children's competitions.

ANNEX III

CHAPTER III ELIGIBILITY AT INTERNATIONAL EVENTS AND CHAMPIONSHIPS

ARTICLE YR-J-CH-5 GENERAL

Young Riders

1. CRIs and Championships for Young Riders are open to athletes from the beginning of the year in which they reach the age of 16 until the end of the year in which they reach the age of 21.
2. The participation of a Young Rider in a Championship in one discipline for Young Riders does not exclude the same athlete on another horse from participating in a Championship for Seniors in another discipline, if he has reached the appropriate age.
3. Once an athlete has taken part in a Championship for Young Riders in any discipline, he can no longer go back to a Championship for Juniors in the same discipline.
4. Once an athlete has taken part in a Championship for Seniors in a particular discipline, he can no longer go back to a Championship for Young Riders in the same discipline.

Juniors

1. CRIs and Championships for Juniors are open to athletes from the beginning of the year in which they reach the age of 14 until the end of the year in which they reach the age of 18.
2. A Junior (during his 18th year) who has taken part in a Senior Continental or World Championship - is no longer eligible to compete, neither as a Junior nor as a Young Rider, in any international Reining events for Juniors or Young Riders with the same horse.

Children

1. CRIs and Championships for Children are open to child athletes from the beginning of the calendar year in which he/she reaches the age of 12 until the end of the calendar year in which he reaches the age of 14.
A Child (during his 14th year) who has taken part in a Junior Continental Championship is no longer eligible to compete as a child, in any international Reining events for Children with the same horse within the same calendar year.

Horses

Horses must be minimum 6 years of age, be registered with a National Federation and hold a valid FEI registration/FEI Passport. See Categories of Reining Events Annex VIII.

At EC-sanctioned events, stallions may only be ridden by Junior 'A' or senior riders in EC Reining classes.

Identification: Horses must be stabled in the designated stables throughout the entire event. Failure to do so will entail disqualification. Each horse keeps the same identification number as provided by the Organizing Committee upon arrival throughout the event. It is compulsory that this number be worn by the horse

whenever it leaves the stables, so that it may be identified by all officials including the stewards. Failure to display this identification number incurs first a warning and, in case of a repeated offence, a fine imposed on the athlete by the Ground Jury or the Appeal Committee according to FEI legal procedure.

ARTICLE YR-J-CH-6 PARTICIPATION

1. Young Riders/Juniors may not compete both in a Championship for Young Riders or Juniors and in a Championship for Seniors in the same year.
2. A Young Rider/Junior who has taken part in an International Championship for Seniors or in Regional is no longer eligible to take part in any international Reining events for Young Riders/Juniors. The participation of a Young Rider/Junior in any other international Reining events for Seniors does not, however, affect his status as a Young Rider/Junior.
3. Qualification Standards for athletes will be established from case to case for all Continental Championships. These will be published prior to 1st January of each year.

ANNEX III

CHAPTER IV RULES FOR INTERNATIONAL EVENTS AND CHAMPIONSHIPS

ARTICLE YR J CH – 7 PATTERNS, EQUIPMENT, DRESS, JUDGES, TECHNICAL DELEGATE

1. Reining Events for Young Riders/Juniors are held in general under the same rules as those laid down for the Reining Events for Seniors.
2. Patterns.
The Official FEI Reining Patterns can be found under Chapter V Patterns.
3. Equipment
Must be in accordance with Article K304 of the Rules for Reining Events.
4. Dress
Must be in accordance with Article K303 of the Rules for Reining Events.
5. Judges
CRIY/ CRIJ /CRI-Ch
Minimum 1 FEI Judge, who does not need to be foreign (see CRII*)
CRIYO/CRIOJ /CRIO-Ch
Minimum 3 FEI Judges, of which at least one must be foreign.
Championships.
Five FEI Judges are appointed for Championships. The FEI Reining Committee will appoint the Ground Jury members for Championships. Organising Committees are strongly advised to include in the Ground Jury and the Appeal Committee, officials who have experience in competitions for Young Riders/Juniors/Children
6. Technical Delegate
The FEI Reining Committee will appoint a Technical Delegate in addition to the Ground Jury for Championships.
7. Appeal Committee
Appeal Committee is not required for CRIYR – CRIJ – CRI-Ch. Appendix E of the General regulations applies. Appeal Committee required for CRIYO – CRIYO – CRIO-Ch as per the General Regulations.

ANNEX III

CHAPTER V OTHER SPECIFICATIONS

ARTICLE YR-J-CH-8 EXPENSES AND PRIVILEGES

1. Events

Organising Committees of Events open to Young Riders/Juniors/Children are free to offer and negotiate financial and accommodation assistance, either in hotels or youth hostels, or with private families, with the National Federations of the invited athletes. The General Regulations do not apply to these Events but may serve as a basis for negotiation by the Organising Committees.

2. Championships and CRIYO/CRIJO/CRIO-Ch

2.1 NFs are responsible for the travelling expenses of their own Chefs d'Equipe, athletes, grooms and horses to and from the location of these Championships and CRIO-Y-J-Ch events.

2.2 For the Organising Committees, the same applies as under paragraph 1 but with the following minimum to be included in the Global entry fee:

- Stabling and fodder for the horses
In principle stabling and fodder should be free of charge, but it is left to the decision of the Organising Committee if they wish to charge a reasonable fee. If charged, it must be stated in the draft schedule.
- Possibility for the grooms to stay in the immediate vicinity of the stables.
- If accommodation is not offered free, then suitable accommodation should be arranged or recommended and prizes for same quoted in the schedule.
- Article 139 of the General Regulations (owners of horses) to apply.
- Agent and Veterinary fees for entering and leaving the frontier of the organising country and/or the show grounds to be arranged and paid by the Organising Committee.

2.3 The General Regulations apply in the case of Officials.

3. All privileges are to be awarded from one day before the Veterinary Inspection of the Event or the Championship until one day after.

4. The Chefs d'Equipe are responsible for the behavior of their teams and/or individuals throughout the event. They and their NF are responsible for any damages that occur. If the athletes are not lodged in private homes the Chefs d'Equipe must stay with their teams and/or individuals.

During CRIYO/CRIJO/CRIO-Ch and Championships, the Appeal Committee has the authority to assess any costs for damages. According to the FEI legal system the Appeal Committee may impose a fine and has the right to disqualify the team and/or individuals with unacceptable behavior at any stage throughout the Event.

ARTICLE YR-J-CH-9 PRIZES

1. Prize money at a low level or prizes in kind must be awarded in Young Riders and Juniors Events. Prizes in kind are preferable for Junior events. Prize money is not allowed for Children Events but only prizes in kind may be awarded.

2. In all Events except FEI Championships, one rosette and a prize in kind or a souvenir, if prize money is not given, must be awarded for each commenced

four athletes with a minimum of five prizes. It is recommended that stable plaques should be awarded to a minimum of the first four individuals.

3. In FEI Championships, the following minimum number of awards must be presented:
 - 3.1 In the Team Championship, FEI medals for the first three teams (see General Regulations). Cups will be distributed at the General Assembly to the winning NF. In addition, prize money to horse owners and/or prizes in kind, plaques and rosettes for each of the competitors in the teams taking the first four places.
 - 3.2 In the Individual Championship, FEI medals (see General Regulations). In addition prize money and/or prizes in kind, plaques and rosettes at a rate of one prize for each commenced four athletes with a minimum of five prizes.
 - 3.3 At FEI Championships, the prize-giving and medal ceremony should be given highest importance and should be held in the arena.
 - 3.4 All Chefs d'Equipe and athletes should be presented with a rosette, souvenir or a plaque by the Organising Committee.

ARTICLE YR-J-CH-10 SCHOOLING OF HORSES

Restrictions on Schooling horses

1. All schooling must be in the designated arena(s)
2. Immediately after the Horse Inspection:

Any horse(s) taking part in a CRI/CRIO may only be ridden by the athlete who will ride the horse in the competition. The penalty for violating the rule shall be immediate disqualification.

ARTICLE YR-J-CH-11 SCHEDULE

See General Regulations Art. 115.

1. In addition, the schedule must state the following:
 - 1.1 Lodging of Chefs d'Equipe and athletes which may be in a hotel or with private families.
 - 1.2 Arrangements for parents including a list of hotels where parents can book directly and not through the Organising Committee.
 - 1.3 Arrival and departure dates, outside which no expenses will be paid.
 - 1.4 Other useful information such as event access map, passport and visa requirements, climate, type of clothing needed, etc.
2. Several copies of this schedule should be sent to all NFs at least eight weeks before the start of the Event and Championship.
3. Approximate starting and finishing time.

ANNEX III

CHAPTER VI CONTINENTAL AND REGIONAL REINING CHAMPIONSHIPS

ARTICLE YR-J-CH-12 ENTRIES

1. After the approval of the Secretary General of the FEI, the schedule together with the invitation, are sent to the appropriate NFs of the Continent or Region by the NF of the host country.
2. Teams
An NF may enter one team. Each team is composed of three athletes and three horses or four athletes and four horses. In addition one reserve athlete/horse combination is allowed.
In a team composed of four athletes, only the three best scores count for the team result. Each athlete may ride only one horse in the Championship. The Organising Committee must extend an invitation to the Chef d'Equipe who will be given the same privileges as the athletes. However, outside Europe, the NFs concerned may determine the number of teams and the regional basis for team representation.
3. No individuals in addition to a team are allowed.
4. Individuals instead of teams
An NF which cannot send a team may enter one or two individual athletes, each with one horse.
5. Grooms.
NFs are entitled to send one groom for each horse.
6. NFs must make their entries in three phases in accordance with the General Regulations.

ARTICLE YR-J-CH-13 QUALIFICATIONS

1. Horses
 - 1.1 Horses must be six years old. See Art 302.2 of the Reining Rules.
 - 1.2 In the event of the Championship being held at the same time or almost at the same time and at the same place as a Senior Championship, CRIO or CRI, no horse may compete or be ridden by a Young Rider / Junior / Child as well as by a Senior during these Events.
2. Athletes
The qualifications must strictly comply with Article YR-J-CH-6

ARTICLE YR-J-CH -14 COMPETITIONS AND PATTERNS

1. The competitions will comprise:
 - A. The Team Reining Championship**
This is the Team Reining Competition.
Patterns to be ridden: Selected from one of the FEI recognized patterns in accordance with Annex V.
 - B. Individual Reining Championship**
The Final Individual Competition which is limited to and compulsory for the best 15 out of the team competition. There will be no adding of percentages from the team competition and individual competition. In case of certified illness of

athlete and/or horse, the next athlete/horse combination in the respective classification will move up to fill the number of combinations allowed.

In case of certified illness of rider and/or horse, the next rider/horse combination in the respective classification will move up to fill the number of combinations allowed.

The draw for starting order

1. Team CompetitionRefer to Article K308.3
2. Individual FinalStarting order in reverse order of result from Team competition.

ARTICLE YR-J-CH-15 TEAM CLASSIFICATION

In the team competition, the winning team (three best athletes) is the one with the highest total score, the second is the one with the next highest total score, and so on. Refer to Art K312.

ARTICLE YR-J-CH-16 INDIVIDUAL CLASSIFICATION

In all competitions the winner is the one with the highest score, the second is the one with the next highest score, and so on. Refer to Article K312.

ANNEX IV

CATEGORIES OF REINING EVENTS

	CRI 1*	CRI 2*	CRI 3* CRIO 3*	CONTINENTAL CHAMPIONSHIPS	WORLD CHAMPIONSHIPS	CRI Y/J/Ch CRIO - Y CRIO - J CRIO -Ch
Participation	No restriction on the number of NFs. Horses per athlete left to the discretion of OC					
Age	Athletes from 18 years.					Young Riders: 16 to 21, Juniors: 14 to 18, Children: 12 to 14
Horses	Horses: from 6 years					Horses: from 6 years. No stallions/ entires may be ridden by riders under 18 years.
Athletes	Athletes living abroad may compete in events of their host country, with permission from the NF of their host country		Athletes may only participate under the jurisdiction of the country from which they hold their passport			Athletes living abroad may participate under the jurisdiction of their host country if under 18
Horse Passports	FEI passport not required if competing in their home country-these horses must be registered with their NF, be identifiable by diagram and have a valid vaccination certificate.		FEI Passport (see also GR Art 139)			FEI passport not required if competing in their home country - these horses must be registered with their NF, be identifiable by diagram and have a valid vaccination certificate.
Stable Security	Reduced Stable security. Refer to Annex IV		Minimum FEI stable security requirements to be met.			Reduced Stable security. Refer to Annex
Prize money	Less than CHF 2.400	CHF 2.401 to 9.000	CRI3* CHF 9.001 to 12.000	CHF 12.001 to 29,999	CHF 30,000 and upwards	Less than CHF 2.400 for YR and Juniors. Prizes in kind are preferable. Children: Only prizes in kind are allowed.

	CRI 1*	CRI 2*	CRI 3* CRIO 3*	CONTINENTAL CHAMPIONSHIPS	WORLD CHAMPIONSHIPS	CRI Y/J/Ch CRIO - Y CRIO - J CRIO - Ch
Officials	Min. 1 FEI judge, who does not need to be foreign	Min. 2 FEI judges who do not need to be foreign	Minimum 3 FEI Judges. 1 must be foreign .	5 FEI Judges appointed by the OC in consultation with the FEI. 2 must be foreign.	5 FEI Judges appointed by the OC in consultation with the FEI. 3 must be foreign.	Minimum 1 FEI judge, who does not need to be foreign. .
	In addition National judges and/or NRHA certified judges may also be used.					In addition National judges and/or NRHA certified judges may also be used.
Appeal Committee	Not required		Not Required			
Vet. Exam/Inspection	Inspections and examinations required in accordance with the Veterinary rules.					
Calendar	Subject to initial registration fee. Calendar dates may be added at any time without additional charge but not later than 8 weeks prior to the event.		Application sent to the FEI by 1 October the year preceding the event – GR Art 117.			Subject to initial registration fee. Calendar dates may be added at any time without additional charge but not later than 8 weeks prior to the event.

	CRI 1*	CRI 2*	CRI 3* CRIO 3*	CONTINENTAL CHAMPION- SHIPS	WORLD CHAMPION SHIPS
Draft Schedule approval	To be sent to the FEI 8 weeks before the event takes place. Copies of the approved definite schedule to be sent to the FEI 4 weeks before the event.	To be sent to the FEI min. 8 weeks before the event takes place. Copies of the approved definite schedule to be sent to the FEI 16 weeks before the event.	To be sent to the FEI 16 weeks before the event takes place. Copies of the approved definite schedule to be sent to the FEI 4 weeks before the event.		To be sent to the FEI 8 weeks before the event takes place. Copies of the approved definite schedule to be sent to the FEI 4 weeks before the event.
Results			Results must be sent to the FEI immediately following the event.		

INTERNATIONAL TEAM EVENTS - CRIO

	<u>CRIO 3*</u>	<u>CONTINENTAL CHAMPI-ONSHIPS</u>	<u>WORLD CHAMPION-SHIPS</u>	<u>CRIO-Y / CRIO-J CRI-Ch</u>
<u>Participation</u>	Minimum 6 NFs invited, one horse per athlete			Min. 3 NFs invited, one horse per athlete
<u>Age</u>	Athletes from 18 years			Young riders 16-21; Juniors 14-18; Children 12-14.
<u>Horses</u>	From 6 years			
<u>Athletes</u>	Athletes may only participate under the jurisdiction of the country from which they hold their passport			Athletes living abroad may participate under the jurisdiction of their host country if under 18
<u>Horse passport</u>	FEI Passport (see also GR Article 139)			
<u>Stable security</u>	Minimum FEI stable security requirements to be met			Reduced stable security. Refer to Annex
<u>Prize money</u>	Up to CHF 12,000	More than CHF 12,001	More than CHF 50,000	Less than CHF 6,000 for YR and Juniors. Children: only prizes in kind.
<u>Officials</u>	Min. of FEI judges, one of which shall be foreign. In addition National judges and/or NRHA certified judges may also be used.	5 FEI judges, at least two must be foreign	5 FEI judges, at least three must be foreign	Min. 3 FEI judges, 1 must be foreign. In addition National judges and/or NRHA certified judges may also be used.
<u>Appeal Committee</u>	Required			
<u>Vet exam/ inspection</u>	Inspections and examinations required in accordance with the rules.			
<u>Calendar</u>	Application sent to the FEI by October 1 year preceding event (See CR Article 117)			
<u>Draft Schedule approval</u>	To be sent to the FEI 16 weeks before the event takes place. Copies of the approved Definite Schedule to be sent to the FEI 4 weeks before the event.			
<u>Results</u>	Results to be sent to the FEI immediately following the event			

CANADIAN APPENDIX A

EQUESTRIAN CANADA REINING CLASSES

<i>Grand Prix</i>	<p>May only be offered at Gold & Platinum level shows</p> <p>Open to any competitor meeting the qualifying criteria</p> <p>Special patterns available</p> <p>Horses must be a minimum of 6 years old</p> <p>Qualifying Criteria:</p> <ul style="list-style-type: none"> - May only be offered at Gold & Platinum level shows - Open to any competitor meeting the qualifying criteria - Horses must be a minimum of 6 years old
<i>Open AAA</i>	Bronze, Silver, Gold and Platinum level shows only 50,001 points and over *
<i>Open AA</i>	Bronze, Silver, Gold and Platinum level shows only 25,001 – 50,000 points *
<i>Open A</i>	Bronze, Silver, Gold and Platinum level shows only 10,001 – 25,000 points *
<i>Open</i>	Bronze, Silver, Gold & Platinum level shows 0 -10,000 points *
Notes:	<ol style="list-style-type: none"> 1. All classes below Open AAA may also be offered 2. Open to Open AAA must all be ridden one handed completing the class as started. 3. Open to Open AAA may be run concurrently. 4. Competitors may cross enter above their division but not below.
<i>Amateur AAA</i>	Bronze, Silver, Gold and Platinum level shows only Competitors must comply with the definition of an Amateur 50,001 points and over *
<i>Amateur AA</i>	Bronze, Silver, Gold and Platinum level shows only Competitors must comply with the definition of an Amateur 25,001 – 50,000 points *
<i>Amateur A</i>	Bronze, Silver, Gold and Platinum level shows only Competitors must comply with the definition of an Amateur 10,001 – 25,000 points *
<i>Amateur</i>	Bronze, Silver, Gold & Platinum level shows Competitors must comply with the definition of a Amateur 0 -10,000 points *
<i>Amateur 50+</i>	Bronze, Silver, Gold & Platinum level shows Competitors must comply with the definition of a Amateur Competitors must be 50 or more years old as of January 1 st the year of showing
Notes:	<p>All above classes are to be ridden one handed completing the pattern as started</p> <p>Classes may be run concurrently and competitors may cross enter in classes above but not below their division</p>

* *Note: Athletes who exceed the number of points for any specific class during the course of the season may continue to compete in that class until the end of the year at which time they will be promoted to the next category.*

<i>Explorer AA</i>	<i>Bronze and Silver shows only Class is to be ridden one handed completing the pattern as started 3rd year of competing in Reining and may stay indefinitely in this class unless the rider competes in a higher division. Once competed in the higher division the rider is unable to reenter Explorer classes</i>
<i>Explorer A</i>	<i>Bronze and Silver shows only Class may be ridden one handed or two handed completing the pattern as started 2nd year of competing in Reining</i>
<i>Explorer</i>	<i>Bronze and Silver shows only</i>
<i>Notes:</i>	<i>Explorer and Explorer A classes will select patterns from Group A (3 modified patterns) Explorer AA will select patterns from Group B</i>
<i>Junior A 16-18</i>	<i>Competitors must use one hand completing the pattern as started</i>
<i>Junior A 13-15</i>	<i>Competitors may use one or two hands. Completing the pattern as started</i>
<i>Junior A 12 & under</i>	<i>Competitors may use one or two hands. Completing the pattern as started</i>
<i>Notes:</i>	<i>Junior classes may be offered at all level of shows Junior competitors must meet Amateur criteria Junior A competitors who meet the qualifying criteria may enter Grand Prix classes</i>

GLOSSARY

AD

Advanced

ADULT

Individuals are adults from the beginning of the calendar year in which they reach the age of nineteen. For exceptions, see discipline/breed sport rules.

AFFILIATE ORGANIZATIONS

Canadian equine or equestrian organizations with aims and objectives of national scope may apply to become affiliate members of EC. See Article A211, Affiliate Membership.

AGE OF A HORSE

A horse is considered to be one year old on January 1 following the actual foaling date.

AGE OF A PARTICIPANT

Except as modified by discipline/breed sport rules, a participant is considered to be a certain age until the end of the calendar year in which he or she turns that age. For example, riders remain Junior A until the end of the calendar year in which they turn 18.

AGENT

Any adult or group of adults acting on behalf of an owner or lessee.

AM

Amateur

AMATEUR

For the purposes of these rules, an amateur is an adult Sport Licence holder who is eligible to compete in EC amateur classes as per EC regulations. See Article A902, Amateur Competitors, and specific discipline/breed sport rules.

APPEALS

An appeal may be made against the decision of a competition organizing committee or against the decision of a hearing panel, provincial, territorial or national, regarding a protest or complaint. See Articles A1211 and A1212.

“B”

Basic (Judge or Steward)

BOARD/BOARD OF DIRECTORS

The Board of Directors of Equestrian Canada.

BORROWED HORSE

A horse not owned by the rider competing in a Para-Equestrian Canada class.

CALENDAR YEAR

The calendar year starts on January 1 and ends on December 31.

CANADIAN OLYMPIC COMMITTEE (COC)

The Canadian Olympic Committee, the governing body for all Olympic disciplines in Canada. EC is a member of the COC.

CANADIAN PARALYMPIC COMMITTEE (CPC)

The Canadian Paralympic Committee (CPC) National Paralympic Committee for Canada and is a member of the International Paralympic Committee (IPC). Equestrian Canada is a member of the CPC.

CAP

See “Competition Administration Policy”.

CARDED ATHLETES

Carded Athletes refers to athletes who are approved for funding and are directly financially support by Sport Canada through the Athlete Assistance Program (AAP). AAP support is referred to as CARDING.

CATEGORY

Refers to the eligibility of the athlete defined by age, amateur status, open, etc.

CDI

Concours Dressage Internationale

CDN

Canadian

CERTIFIED COACH

Equestrian Coaches who have completed an evaluation and are certified by EC in partnership with the Coaching Association of Canada. The following designations are available: Instructor, Competition Coach, Competition Coach Specialist, High Performance 1.

CERTIFIED INSTRUCTOR

Equestrian Instructors who have completed an evaluation and are certified by EC in partnership with the Coaching Association of Canada.

CET

Canadian Equestrian Team

CHILDREN

Juniors competing in classes designated as children’s classes. See discipline/breed sport rules for cross-entry restrictions.

CLASSES

1. Amateur/Amateur-Owner Class. For adult riders/drivers who hold a valid Sport Licence and EC amateur card or, when competing in their own breed divisions or classes, a valid amateur card from their breed or discipline affiliate organization. Riders/drivers from other countries must have a valid amateur card from their national federation. In amateur-owner classes, riders/drivers or members of their immediate family must own the horse. See also 13. Owner Classes

2. Canadian-Bred Class. A Canadian-bred class is limited to entries of horses bred and foaled in Canada.
3. EC Point Classes. Classes in which competitors accumulate points at EC competitions towards annual EC awards.
4. Family Class. A class for two or more members of a family.
5. Gentlemen's Class. A class for gentlemen which may be restricted to riders, drivers or handlers who are no longer eligible to compete as juniors, unless otherwise specified in discipline/breed sport rules.
6. Ladies' Class. Class for ladies which may be restricted to riders, drivers or handlers who are no longer eligible to compete as juniors, unless otherwise specified in discipline/breed sport rules.
7. Limit Class. Limit classes are for horses or competitors that have not won six first place ribbons at EC Gold competitions or at USEF competitions in the particular performance classes in which they are being shown excepting winnings in four-in-hands, tandems, teams, unicorns, and pairs, and winnings in combined driving, local, model and breeding classes, unless otherwise specified in discipline/breed sport rules. A limit entry is such from the closing date of entries.
8. Local Class. A class held at an EC-sanctioned competition, which is restricted by geographic area but which is run according to all other EC rules. Local classes are not eligible for national or regional championships nor shall they count towards EC awards. See EC Competition Administration Policy, Local and Miscellaneous/Additional Classes.
9. Maiden Class. A class open to horses or competitors that have not received one first place ribbon at EC Platinum, Gold or Silver competitions or USEF competitions in the particular performance classes in which they are shown. A maiden entry is such until the closing date of entries.
10. Miscellaneous Class. A class which meets the particular requirements of a competition and is beneficial to the area but does not conform to the specifications for any class or division included in these rules. Entries in these classes will not accumulate points towards EC awards. Such classes or divisions must be identified in the prize list as "not rated for EC awards".
11. Novice Class. A novice class is open to horses or competitors that have not won three first place ribbons at EC Platinum, Gold or Silver competitions or USEF competitions in the particular performance classes in which they are shown, unless otherwise specified in discipline/breed sport rules. A novice entry is such until the closing date of entries.
12. Open Class. A class that is open to all horses of any age or breed, irrespective of ribbons previously won, and in which there is no qualification for the rider or driver.
13. Owner Classes. Open to adult riders/drivers who are owners or members of the owner's immediate family. Leased horses are not eligible and multiple ownership is not permitted unless all owners are members of the same immediate family and members of EC. See discipline/breed sport rules for specific restrictions.
14. Parent and Child Class. For a parent and child. The age of the child may be specified. To be judged as a Family or Pair class using specifications in the discipline/breed sport rules.
15. Restricted Class. A class in which entries are restricted or limited in any way (i.e. according to money or ribbons won, years of competition, age, etc.)

Note: Classes restricted by geographic area are Local Classes.

CLASSIFIER A Para Equestrian Classifier is an individual trained and qualified to administer athlete classification nationally and/or internationally.

CLASSIFICATION

Classification is undertaken to ensure that an Athlete's impairment is relevant to performance on the horse. Classification aims to place athletes into classes or Grades according to how much their impairment impacts on the core determinants of success in the sport. Classification ensures the Competition within each Grade can then be judged on the functional skill of the rider regardless of impairment.

CLIENT

Any person who pays a fee for equestrian and/or equine-related services.

COACH

An adult who instructs and educates riders or drivers. See also **CERTIFIED COACH**

COC

See "Canadian Olympic Committee".

COMPETITION

1. For the purposes of these rules, the term competition includes all shows, events, horse trials and any other form of equestrian competition that is covered by these rules.
2. **Platinum Competition.** A term for a competition that is operating a Gold EC-sanctioned competition and an FEI sanctioned competition at the same time and venue.
3. **Gold Competition.** This category of competition formerly called a National Competition is subject to the rules set out in the Rules of Equestrian Canada. Points accumulated at EC Gold sanctioned competitions apply towards the EC awards programs.
4. **Silver Competition.** A category of competition sanctioned by Equestrian Canada, organized and named by the province subject to the rules set out in the Rule Book. Competitors in this category of competition are not eligible to accumulate points for annual EC championship awards. Provinces may establish their own awards program for these competitions.
5. **Bronze Competition.** A grass-roots category competition (similar to the former Primary Competition) sanctioned by EC and subject to the rules set out in the Rules of Equestrian Canada, subject to discipline-specific restrictions. Competitors in this category of competition are not eligible to accumulate points for annual EC championship awards. Provinces may establish their own awards program for these competitions.
6. **Sanctioned Competitions.** Bronze, Silver, Gold and Platinum competitions are all sanctioned by Equestrian Canada and are subject to the rules set out in the Rules of Equestrian Canada.

COMPETITION ADMINISTRATION POLICY (CAP)

This policy outlines the three-stage process for obtaining an EC-sanctioned competition sanction/licence, and the responsibilities of the competition organizing committee, the Participating Provincial or Territorial Sport Organization (PTSO) and Equestrian Canada regarding sanctioned competitions.

COMPETITION EMPLOYEES AND OFFICIALS

All persons directly employed by the competition, and all individuals officiating at a competition including but not limited to judges, stewards, course designers, technical delegates, veterinarians, timekeepers, announcers and ringmasters. See also Licensed Officials.

COMPETITION MANAGER

A person designated to manage a competition (see Competition Administration Policy 5.1.2). This person must hold a valid EC Sport Licence at or above the level of the competition, and must be in good standing.

COMPETITION ORGANIZING COMMITTEE OR MANAGEMENT

All persons who are responsible for all or part of the management and organization of a sanctioned competition including but not limited to members of a competition's Board of Directors, the officers, competition committee chairperson or president, manager and secretary.

COMPULSORY TURNING FLAG (CTF)

In driving, a pair of markers used to define the required track of the Marathon course. Each CTF must be numbered consecutively within the section and placed so they are clearly visible to be passed with the red marker on the right and white on the left. Numbering shall be affixed to the right hand marker using the shapes and colours defined for each division (Article C960.5)

COMPETITION YEAR

The competition year is the calendar year.

COMPETITOR

The person entered in a competition as a rider, driver, vaulter or handler.

1. Rider – directs the movement of or controls the horse from a saddle.
2. Driver – directs the movement of or controls the horse from either the ground or on a vehicle using a lead, lunge or reins augmented by whip and voice as the primary aids.
3. Vaulter – performs gymnastic and dance exercises on the back of a moving horse. A vaulter is not a rider, as the horse's movement is directed and controlled by a lunger using a lunge line, a lunge whip, and static side reins.
4. Handler – directs and controls the movement of the horse other than as specified above.

COMPLAINT

A formal submission in writing on the required form stipulated within the EC Discipline, Complaints and Appeal Policy setting out the details of an alleged complaint, violation, breach, or grievance.

CONFLICT OF INTEREST

A substantial appearance of a conflict of interest exists whenever others may reasonably infer from the given circumstances that a conflict exists. A conflict of interest is defined as any personal, professional or financial relationship, including, but not limited to, relationships of family members that could influence or be perceived to influence objectivity when representing or conducting business or other dealings for, or on behalf of EC. For example, a person is considered to be in

conflict of interest if that person or that person's family stands to benefit from a decision or from information obtained in the course of official duties and responsibilities which is not generally available to the membership or the public. See Chapter A14, Conflict of Interest Provisions.

CPC

Canadian Pony Club

DISMOUNTING

The deliberate departure of a person from the horse/carriage or the accidental leaving (falling off) of the horse/carriage .

DISQUALIFICATION

Disciplinary action, prohibiting a competitor and/or entry from any further participation for the duration of a competition, and usually requiring the forfeiture of all winnings and the loss of entry fees.

DIVISION

A grouping of entry based on competition criteria. Example: Training, Preliminary, Intermediate, Intermediate II, Advanced.

Blocks of FEI tests written by FEI and used by EC. Always prefaced by the abbreviation "FEI ...".

DRP

Dispute Resolution Path/Process

DRR

Dispute Resolution Request

EC DRESSAGE COMMITTEE

The National Committee responsible for the development of Dressage in Canada.

EC DRIVING COMMITTEE

The National Committee responsible for the development of driving in Canada.

EC EVENTING COMMITTEE

The National Committee responsible for the development of Eventing in Canada.

EC JUMPING COMMITTEE

The National Committee responsible for the development of the hunter, jumper and equitation divisions of equestrian sport in Canada.

EC NATIONAL PASSPORT

The EC national passport is for use in FEI CIM-level competitions within Canada by Canadian owned horses. Please note that Canadian owned horses competing outside of Canada will require an FEI Passport or FEI Recognition Card. Horses competing with the EC National Passport in FEI competitions must also have an annual FEI Registration. Horses competing in CI-level competitions or FEI competitions outside of Canada, must upgrade to an FEI Recognition Card.

EC PARA-DRESSAGE COMMITTEE

The National Committee responsible for the development of Para-Dressage in Canada.

EC

Equestrian Canada

EC/USEF RECIPROCAL AGREEMENT

An agreement between EC and USEF on the recognition and suspension of officials, amateur certification and jointly recognized competitions.

ELIMINATION

Exclusion from any further participation in the class in which the elimination occurs.

ENTRY

Horse or pony entered in competition, or, in equitation, horsemanship or reinsmanship classes, the rider or driver respectively.

ENTRIES

1. Applications to compete in an EC-sanctioned competition, which must be signed by an individual who holds a valid EC Sport Licence or member of the national federation of another country, excepting parents or guardians signing an entry for a junior. See Chapter A9, Entries.
2. Late entry. An entry made and accepted after the closing date of entries and before the commencement date of the competition.
3. Post-entry. An entry made after the commencement of the competition or after the closing of entries, depending upon the rules of each competition.
4. Regular entry. An entry made before the closing date for regular entries.

EQUESTRIAN CANADA (EC)

Equestrian Canada is the national governing body for all equine and equestrian sporting and recreational activities and interest (except racing) in Canada. If the name of EC changes at any time, any reference to EC will refer to its replacement name or organization.

EVENT

The entirety of activities, classes, competitions or combinations thereof, commencing and concluding as defined by the Organizer in the Prize List and which is covered by these rules. Also see “Competition”.

EVENT LOCATION

All lands used by the competitions comprising the event. The competition rings, arenas, warm-up areas, stabling, parking and all grounds available or used for an event or competition owned, leased or rented by the Organizing Committee for the purposes of holding an EC-sanctioned event.

EVENTING

EC rules for the discipline of Eventing, formerly called Combined Training, cover Horse Trials, Two-Day Events and Three-Day Events.

FALLS

Competitors are considered to have fallen when, either voluntarily or involuntarily, they are separated from their horse, which has not fallen, in such a way that they touch the ground or find it necessary, in order to get back into the saddle, to use some form of support or outside assistance.

1. A horse is considered to have fallen when at the same time both its shoulder and quarters have touched either the ground or the obstacle and the ground.
2. See also discipline/breed sport rules.

FEDERATION

For the purposes of these rules, the “Federation” means Equestrian Canada or the replacement organization should its name change.

FÉDÉRATION EQUESTRE INTERNATIONALE (FEI)

The Fédération Equestre Internationale is the international equestrian sport governing body, of which EC is a member.

FEES, NOMINATION AND START

1. Nomination Fee. A fee, usually non-refundable, which is levied by the competitions and, in some cases, organizations sponsoring special competitions such as futurities, to establish eligibility and intent to enter classes or divisions or special events. The fee constitutes a part of the total entry fee and allows the competitor the option to compete, usually upon payment of an additional fee, in the classes or divisions or special events for which the nomination fee was paid.
2. Start Fee. An additional fee levied by the competition applied to previously nominated entries and paid before commencement of a class. Payment of the fee allows the entries to compete in the class for which they have been nominated.

FEI

See Fédération Equestre Internationale

FEI SCHEDULE

An official document approved by the FEI outlining relevant information of an Event, including but not limited to the dates and location of the Event, the dates by which entries must be received, the Disciplines in which Competitions will be held, the programme of Competitions, the categories, nationalities and other relevant details of invited Athletes and Horses, the stabling and accommodation available, the value of the prizes and their distribution, and any other relevant details.

FEI 1*2*3* 4* 5*

Categories of FEI sanctioned competition and certification classification of FEI Officials.

GATE

In driving: A pair of lettered or unlettered markers used in an obstacle to define the route.

GENERAL PERFORMANCE DIVISION

A multi-performance division open to all horses, with classes conducted according to the General Performance rules. See Section F, General Performance.

GOOD STANDING

Participants in good standing are individuals who hold sport licences with Equestrian Canada who have paid their current licence dues, are not currently suspended and/or are not subject to any form of disciplinary action as described in these rules.

GP

Grand Prix

GPS

In dressage; Grand Prix Special

GPF

In dressage; Grand Prix Freestyle

GROOM, ATTENDANT OR ASSISTANT

A person who assists a competitor.

GUEST CARD

A guest card is a temporary licence issued by EC for officials not listed in the current EC Officials Roster or not listed in the capacity or with the qualifications which the competition requires.

HAND

A hand is a unit of measurement that may be used to determine the height of a horse or pony. A hand measures four inches. Equines may also be measured in centimetres.

HANDLER

See “Competitor”.

HEADER

In driving; A groom or passenger, who “heads” a horse in a lineup in a driving class.

HEADGEAR STANDARDS

Protective headgear must be certified under one of the following standards: ASTM (American Society for Testing Materials)/SEI (Safety Equipment Institute, Inc.); BSI/BS EN (British Standards Institution); EN (European Union Standards); AS/NZS (Australian/New Zealand Standards); or CE VG1 01.040 2014-12 (provided they are BSI Kitemarked).

HORS CONCOURS

Non-competitive entry, entered in a competition with the permission of the organizing committee. Not eligible for any winnings at that competition from the time it performs hors concours. See discipline/breed sport rules.

HORSE

The term “horse” in this Rule Book, unless otherwise stated, denotes a horse, pony, mule, donkey, zebra or Very Small Equine (VSE). For competition purposes, a horse is over 14.2 hands high. For exceptions, see discipline/breed sport rules.

HORSE RECORDING

A Horse Recording is a digital identification document for horses competing at EC Silver, Gold and Platinum competitions. The purpose of a Horse Recording is to enable EC to create a database profile for every horse competing at EC-sanctioned competitions. This allows EC to:

- Track the number of competitions, and classes per competition, that a horse is entered in to protect horse welfare.
- Record competition results to aid owners in the marketing and sale of horses, and to identify successful bloodlines.
- Assist in horse identification and safeguard against horse misrepresentation.
- Track eligibility of all horses and ponies, and record official pony measurements, to ensure fair play.
- Accurately track horses throughout their lifetime, regardless of ownership and/or horse name changes.

I1

In dressage; abbreviation for the Intermediate 1 test

I2

In dressage; abbreviation for the Intermediate 2 test

IMMEDIATE FAMILY / FAMILY

The words “immediate family” and “family” include the following: husband, wife, spouse, common law, same- or opposite-gender partner, parent, child, step-child, brother, sister, half-brother and sister, step-brother and sister, in-laws of the same relation stated above, grand-parents and grand-children, unless otherwise stipulated in discipline/breed sport rules.

JR

Junior

JUDGING PANEL

Two or more judges on the ring at the same time

JUNIOR/YOUTH

1. Except as modified by discipline/breed sport rules, individuals are juniors until the end of the calendar year in which they reach the age of 18.
2. Junior “A”. Riders/drivers are classified as Junior “A” from the beginning of the calendar year in which they turn 16 until the end of the calendar year in which they turn 18.
3. Junior “B”. Riders/drivers are classified as Junior “B” from the beginning of the calendar year in which they turn 13 until the end of the calendar year in which they turn 15.
4. Junior “C”. Riders/drivers are classified as Junior “C” such until the end of the calendar year in which they turn 12.

In Western classes, individuals are youths until the end of the calendar year in which they turn 19. See also discipline/breed sport rules.

JURY

For the purposes of these rules, a jury is deemed to be one judge or any number of judges as required by the class or event rules.

LAMENESS CATEGORIES

Grade I: is defined as lameness difficult to observe. Not consistently apparent regardless of whether the horse is circling, going up or down a hill, trotting on a hard surface, etc.

Grade II: is defined as lameness difficult to observe at a walk or trot on a straight line.

Grade III: is defined as a consistently observable lameness at a trot.

Grade IV: is defined as an obvious lameness with marked nodding.

Grade V: is defined as minimal weight bearing on one leg, or inability to move.

In endurance; Grades III to V are automatically excused from BC judging; Grades I and II usually are not. The "soundness" score should reflect the significance of the gait impairment as well as the degree of impairment at that moment. A horse that merely has a peculiar way of going may appear slightly "off" so it is very important for the vet to have made notes, whether mental or otherwise, about how each horse moved at the pre-ride exam.

LESSEE

An individual or group of individuals leasing a horse; to be official the lease must be registered with EC..

LEVEL

Blocks of EC national dressage tests written by the USEF and used by EC. Refers to Training through Fourth Level and all Freestyles.

"M"

Medium (Judge or Steward)

MEMBER

Members of Equestrian Canada, including Category A, Category B and Category C members; see Equestrian Canada Bylaws, Article 3 – Membership. The term “member” may also be used in these rules to refer to a member of an organization such as FEI / USEF. See also Registered Participant

NATIONAL CHAMPIONSHIPS

Any national competition may apply for National Championships through the EC National Office and pay the required fees.

NATIONAL FEDERATION (NF)

The national sport governing body of a country, which is a member of the FEI.

NATIONAL OFFICE (EC)

The administrative office of EC.

NATIONAL ORGANIZATION

A Canadian equine or equestrian society or organization, which has objectives and aims with Canadian scope, is registered in Canada, has a Canadian head office and a Canadian Board of Directors.

NF

See National Federation

O

Open

OFFICIALS

Officials, including judges, stewards, course designers and technical delegates, who are recognized and certified by Equestrian Canada to officiate at EC-sanctioned competitions.

PARTICIPANT

Any person involved with, competing in, taking part in, in any capacity with regards to the said event. Said “event” is not restricted to competition and could include but is not limited to clinics, shows, competitions, demonstrations and training sessions. See also Registered Participant.

PARTICIPATING PTSO

A Provincial or Territorial Sport Organization that has a current Affiliation Agreement with Equestrian Canada to provide various services and products and represents the aims and objectives of the national federation in its region.

PERSON(S) RESPONSIBLE

The Person(s) responsible (PR) for a horse must be an adult who has, or shares responsibility for the care, training, custody, and performance of the horse and who has official responsibility for that horse under EC Rules. The PR is liable under the penalty provisions of the applicable EC Rules for any rule violations.

Every entry form for an EC sanctioned competition must identify the PR and be signed by the PR.

The Person(s) responsible is ultimately responsible for the condition, fitness and management of the horse and is alone responsible for any act performed by himself/herself or by any other person with authorized access to the horse in the stables, elsewhere on the grounds, or while the horse is being ridden, driven or exercised.

A: For adult entries into EC sanctioned competitions the PR shall be either the trainer, the owner of the horse or the competitor who rides or drives the horse during the EC sanctioned competition.

B: For Junior entries into EC sanctioned competitions the Junior competitor cannot be the PR. For Junior entries the PR may be either the trainer, the owner of the horse, or a parent/guardian of the Junior competitor.

PONY

1. Ponies are animals that do not exceed 14.2 hands, unless otherwise specified in discipline/breed sport rules.
2. “A” ponies exceed 13.2 hands but do not exceed 14.2 hands
3. “B” ponies exceed 12.2 hands but do not exceed 13.2 hands
4. “C” ponies do not exceed 12.2 hands

PRIZE LIST

Required for all EC-sanctioned competitions. A publication which serves as an invitation to compete and provides all information required by the officials and the competitors in the competition. See Chapter A6, Prize Lists and Entry Forms.

PROTECTIVE HEADGEAR

1. Protective headgear must be:
 - a) approved by an accredited certification organization (HEADGEAR STANDARDS).
 - b) properly fitted; and
 - c) securely fastened by a permanently affixed safety harness.
2. Any competitor may wear approved protective headgear in any division or class without penalty from the judge.
3. Equestrian Canada makes no representation or warranty, expressed or implied, about any approved protective headgear. Equestrian Canada cautions riders and Athletes that serious injury or death may result despite wearing such headgear, as all equestrian sports involve inherent risk, and no protective headgear can protect against all foreseeable injury.

PROTECTIVE VEST (BACK PROTECTORS)

1. Protective vest must be:
 - a) properly fitted; and
 - b) securely fastened.
2. Any competitor may wear a protective vest in any division or class without penalty from the judge.
3. Equestrian Canada makes no representation or warranty, expressed or implied, about any protective vest and does not imply protective vests may protect against all foreseeable injury.

PROTEST

A formal process, expressed in writing, to the Competition Organizing Committee (OC) to lodge a dispute, disagreement or grievance regarding the conduct of the EC-sanctioned competition or an alleged rule or policy violation on the part of the OC or official(s) at an EC-sanctioned competition. See Article A1204 – Filing a Protest.

PROVINCE (PARTICIPATING PTSO)

For the purposes of these rules, the term “Province” refers to the Provincial or Territorial Equestrian Sport Organization,

PSG

In dressage; Prix St. Georges

PTSO

Provincial/Territorial Sports Organization (provincial or territorial organization overseeing equestrian activities)

“R”

Recorded (Judge)

RAPPING

The term “rapping” is construed to include all of the artificial techniques intended to induce a horse to jump higher or more carefully in competition. It is not practical to list every possible means of rapping, but in general it consists of the competitor — and/or dismounted assistants, for whose behavior the competitor is responsible — either hitting the horse’s legs manually with something (no matter with what or by whom) or deliberately causing the horse to hit something itself, whether by building fences too large and/or too wide, setting false ground lines, placing trot poles or elements of a combination at a false distance, intentionally pushing the horse into a fence or otherwise making it difficult or impossible for the horse to negotiate the practice obstacle without hitting it.

REGISTERED LEASE

A lease registered with EC or the FEI. See Article A817, Registered Leases.

REGISTERED PARTICIPANT

Any Person registered with Equestrian Canada, including Sport Licence Holders, and paying dues to obtain some benefit from Equestrian Canada. Registered Participant status is included with a PTSO membership.

REMUNERATION

For the purposes of these rules, remuneration is defined as any payment, either in cash or in kind, with the exception of gifts of token value.

1. Remuneration does NOT include:
 - a) payment made to any competition official
 - b) reimbursement for expenses without profit
 - c) winnings paid to a horse’s owner

RULE BOOK/RULES

“Rule Book” refers to the Rules of Equestrian Canada and all its parts. “Rules” refer to the rules and regulations of EC contained in the Rule Book.

“S”

Senior (Judge or Steward)

SENIOR

Individuals are adults or seniors from the beginning of the calendar year in which they reach the age of nineteen. For FEI rules visit www.fei.org

SHOWN AND JUDGED

To be “shown and judged” in a class, an animal must perform the prescribed routine and must remain in the ring until excused by the judge.

SOUNDNESS

Must be serviceably sound. See also Unsoundness.

SPORT LICENCE

EC Sport Licences are required by competitors, owners or lessees, and individuals/corporations accepting responsibility for entries in EC-sanctioned competitions.

START OF A COMPETITION

The official start of a competition relates to the same day that officials are required to be on duty. For exceptions, see discipline/breed sport rules.

SUSPENSION

Disciplinary action resulting in the suspension of a horse and/or owner, lessee, rider, driver, handler or any other responsible party from further participation in EC-sanctioned competition until the term of the suspension has expired.

TRAINER

An adult who has the responsibility for the care, training, custody and performance of the horse.

TROPHY

1. Challenge Trophy - A challenge trophy has to be won a specified number of times for outright possession.
2. Perpetual Trophy - A perpetual trophy remains in the possession of the winner for a period of 11 months, at the end of which time it is to be returned to the competition organizing committee. A replica may be given instead of a perpetual trophy.

TURNOUT

In driving; The assemblage including the Athlete (Athlete), required groom(s), horse(s) with harness and carriage appropriate to the competition. Description includes configuration – single, pair, tandem, unicorn or four-in-hand. Examples: Horse single; pony pair; VSE unicorn; Small pony tandem

UNSOUNDNESS

Unsoundness is:

- a) consistently observable at any gait under all circumstances;
- b) marked nodding, hitching or shortened stride; or
- c) minimal weight-bearing in motion and/or rest and inability to move.
- d) Any manifestation of pain, inability, disability or deformity in the act of motion is considered an unsoundness.

UNITED STATES EQUESTRIAN FEDERATION (USEF)

The equestrian sport governing body of the United States.

USDF

United States Dressage Federation

USEF

United States Equestrian Federation

VALID SPORT LICENCE

A Sport Licence is considered valid when it is current and the holder is in good standing.

VETERINARIAN

Veterinarian: the veterinarian must be licensed to practice in the province/territory in which the competition is being held or in the home province/territory of the horse that is in competition and owner of or employed by a practice that is approved by its province/territory to participate in equine practice.

VIOLATION

For the purpose of these rules, a violation is deemed to be any act prejudicial to the interests of EC. See Article A1207 – Violations.

WINNINGS

All ribbons, prizes, prize money, trophies and points won by a horse.

YELLOW WARNING CARD

An alternative to other options in the EC legal system, (eg. fines or disqualification) and is for cases of violations deemed to be minor in nature.

YR

Young Rider

YOUNG RIDER/DRIVER

Young riders/drivers are such from the beginning of the calendar year in which they reach the age of sixteen until the end of the calendar year in which they reach the age of 21.

METRIC CONVERSION

<u>WHEN YOU KNOW</u>	<u>MULTIPLY BY</u>	<u>TO FIND</u>
Hands	4.....	inches
Inches.....	2.54.....	Centimeters
Centimeters	0.3937.....	Inches
Yards.....	0.9.....	Meters
Meters	3.281.....	Feet
Feet	0.3048.....	Meters
Miles	1.609.....	Kilometers
Kilometers	0.6214.....	Miles
Pounds	0.4536.....	Kilograms
Kilograms	2.205.....	Pounds

INDEX

For definitions of terms, see the Glossary.

ADVISORY PROCESS	67	Official International	69
Amendment of the Rules	vii	Qualifications	69
Appeal Committee	12	Junior	71
Attire	6	Metric conversion chart	101
Canadian Addenda		Official International Judges	69
Para-Reining	68	Officials	
Categories of Events		Chief Steward	11
<i>Canadian Classes</i>	84	Duties	10
Team - CRIO	83	Equipment judge	11
Championships	2, 72	FEI Judges	69
Chief Steward	11	Foreign Judge	11
Classification		General requirements	66
Individual	79	Guest Judge	66
Team	79	Technical Delegate	11
Code of Conduct	ix	Veterinary Delegate	11
Copies of the score sheets	16	Organising committees	17
CRI	2	Organization of the Rulebook ...	vii
CRI Br	3	Para-Reining	68
CRIO	2	Passports	19
Declaration of starters	8	Patterns	21
Definition		Pattern 1	22
Child	71	Pattern 10	40, 42
Junior (FEI)	71	Pattern 2	24
Young Rider	71	Pattern 3	26
Definitions		Pattern 4	28
Junior (Canadian)	71	Pattern 5	30
DISPUTES	67	Pattern 6	32
Draw - order of starting	8	Pattern 7	34
Entries	7, 78	Pattern 8	36
Equipment	6	Pattern 9	38
Equipment judge	11	<i>Points</i>	16
Events	2	POST-CHECK	17
Extraordinary Rule Amendment		Preamble	
(ERA) process	viii	Para-Reining	68
FILING REPORTS	67	PRE-CHECK	17
Foreign Judge	11	Prize money	76
Freestyle judging	64	Qualifications	78
Freestyle Reining	64	Regional Games	3
GUEST CARDS	66	Removing a competitor	16
Guest Judge	66	Restrictions on Schooling horses ...	1
Horses	73	Rule interpretation	viii
International Candidate Judges	69	Schedule	77
International Judges	69	Schooling of horses	77
Interpretation of the Rules	viii	Scoring	12
Judge		Individuals	13
International	69	Score sheets	16
International Candidate	69	Teams	13

Stable Security	70	Types of Events	72
Stabling	76	Veterinary Delegate	11
Table of Contents	iv	Veterinary Inspections and	
Teams.....	78	Examinations	19
Technical Delegate.....	11	Young Rider.....	71

