



**EQUESTRIAN  
CANADA  
ÉQUESTRE**

**SECTION E  
DRESSAGE AND PARA-DRESSAGE**

---

Rules of Equestrian Canada  
2024

# CLEAN COPY EDITION

This document contains the final text effective January 1, 2024.

## **EQUESTRIAN CANADA RULEBOOK**

The rules published herein are effective on January 1, 2024, and remain in effect for one year except as superseded by rule changes or clarifications published in subsequent editions of this section. Section E as printed herein is the official version of The Equestrian Canada Rules for Dressage and Para-Dressage for 2024.

The Rule Book comprises the following sections:

- A General Regulations
- B Breeds
- C Driving and Para-Driving
- D Eventing
- E Dressage and Para-Dressage
- F General Performance, Western, Equitation
- G Hunter, Jumper, Equitation and Hack
- J Endurance
- K Reining and Para-Reining
- L Vaulting

### **Section E: DRESSAGE AND PARA-DRESSAGE**

is part of the Rulebook of Equestrian Canada  
and is published by:

#### **EQUESTRIAN CANADA**

c/o House of Sport  
2451 Riverside Drive  
Ottawa, Ontario K1H 7X7  
Tel: (613) 287-1515; Fax: (613) 248-3484  
1-866-282-8395  
Email: [rules@equestrian.ca](mailto:rules@equestrian.ca)  
Web site: [www.equestrian.ca](http://www.equestrian.ca)

# **EQUESTRIAN CANADA RULE BOOK**

## **SECTION E – DRESSAGE AND PARA-DRESSAGE**

These Rules are to be used in conjunction with the General Regulations of Equestrian Canada.

### **TABLE OF CONTENTS**

The Equestrian Canada Rulebook.....	iii
Introduction .....	1
Chapter 1 Objects & Principles .....	2
Chapter 2 National Movements & Requirements .....	21
Chapter 3 General.....	23
Chapter 4 Dress, Saddlery and Equipment .....	29
Chapter 5 Sidesaddle .....	49
Chapter 6 Para dressage.....	52
Chapter 7 Competitions .....	66
Chapter 8 Rising Stars Equitation Program .....	88
Chapter 9 Execution of Tests, Penalties, Judging, Scores and Placings .....	92
Chapter 10 Freestyle Tests.....	100
Chapter 11 Dressage Sport Horse/Pony Breeding Classes .....	103
Chapter 12 Materiale Classes .....	109
Chapter 13 FEI Young Horse Classes AT EC Competitions .....	111
Chapter 14 Masters Test of Choice.....	116
Chapter 15 Dressage Judges Philosophy and Ethics .....	117
Chapter 16 Dressage Stewards Philosophy And Ethics .....	121
Chapter 17 Advertising and Sponsor Logos .....	128
Chapter 18 Equine Medication Control .....	129
Chapter 19 Violations, Protests, and Appeals.....	129
CHAPTER 20 EC AWARDS and national rankings .....	129
Annex 1 FEI .....	132
GLOSSARY .....	134
METRIC CONVERSION .....	150
INDEX .....	151

## **EQUESTRIAN CANADA**

Equestrian Canada (EC) represents, promotes and serves Canada's equine community and industry. Its core areas of activity involve sport, equine health and welfare, education and safety, governance and marketing, lobbying and communication. Equestrian Canada is recognized by Sport Canada, Agriculture and Agri-Food Canada, the International Equestrian Federation (FEI), the Canadian Olympic Committee (COC) and the Coaching Association of Canada (CAC) as the national organization representing equestrian sport and equine interests in Canada.

### **PATRON**

Her Excellency the Right Honourable Mary Jeannie May Simon CC., CMM.,  
COM., OQ., CD., FRCGS., Governor General of Canada

## **THE EQUESTRIAN CANADA RULEBOOK**

Knowledge of the rules of any sport is required of each participant, and the competitor at an EC-sanctioned competition must accept this responsibility. Both a complete knowledge of and compliance with the rules are essential, and all participants must be fully cognizant of all rules as well as particular class specifications in the discipline/breed sport in which they compete.

It is not possible to provide for every conceivable eventuality in these rules. If there is no rule to deal specifically with a particular circumstance, or if the nearest interpretation of the pertinent rule would result in an obvious injustice, it is the duty of those responsible to make a decision based on common sense and fair play, thus reflecting as closely as possible the intention of the rules and regulations of Equestrian Canada.

### **Organization of the Rulebook**

The EC Rulebook is divided into multiple sections, grouped by disciplines and breed sports. Section A covers general regulations that apply to all EC members, competitors, officials, owners, equines, organizers and persons responsible unless superseded in other sections of the Rulebook.

### **Evergreen Rules Process**

The Equestrian Canada rulebooks are updated annually, effective January 1<sup>st</sup>. The official rulebook will be as published on the EC website and may be amended as follows.

### **Amendment of the Rules**

It is the right of every sport licence holder of Equestrian Canada to propose amendments to the rules, subject to the current policies, procedures and schedules. The deadline for Rule Change Suggestions (RCS) shall be May 31 each year in accordance with the procedures outlined on the EC Rule Change page. Suggestions will be reviewed by the appropriate discipline/breed sport EC committees who will consider all suggestions and put forward those they recommend as Rule Change Proposals (RCPs). RCPs will be posted on the EC

website to allow for a 30-day review period. The EC committees will consider all comments and make any necessary revisions. Rule changes will be posted on the EC website in December to be effective January 1 the following year.

The amendment process will be strictly followed. Extraordinary rule amendments will be permitted only for FEI rule changes, safety, monetary, clarification, ethical and equine welfare reasons at the discretion of the National Rules Committee using the following protocol. Extraordinary rule amendments will be effective when published by EC on its official website. FEI Rules, applicable to EC-sanctioned competitions, are effective upon publication by the FEI.

### **Extraordinary Amendment Process**

1. **Proposal** – An Extraordinary Rule Amendment (ERA) is composed by the EC discipline/breed committee, EC staff or National Rules Committee (NRC) with supporting rationale.
2. **Authorization** – The applicable discipline or breed committee must authorize each ERA, note it in their minutes and forward it to the NRC.
3. **Approval** – The NRC is responsible for confirming the ERA criteria (FEI rule change, safety, monetary, clarification, ethical or equine welfare) have been satisfied
4. **Posting** – EC will translate and post the amendment and show changes to both change visible and clean copy online Rulebooks. The amendments display the date of the NRC approval for consistency.
5. **Effective** – An ERA is effective when published on the EC website. The file reference shall retain the original approval date.

### **Interpretation of the Rules**

Please read all cross-references carefully and refer to the EC website for rule changes and/or clarifications. Should the English and French versions differ, the English version shall prevail. In the case of conflict between General Regulations and the regulations of the disciplines/breed sports, the discipline/breed sport rules will prevail.

## SECTION E – DRESSAGE AND PARA-DRESSAGE

### INTRODUCTION

For any circumstances not specifically covered in these rules, reference should be made to the publications listed below. EC General Regulations can be purchased through the EC e-store or downloaded for free from the EC website at [www.equestrian.ca](http://www.equestrian.ca). FEI rules can be obtained from the FEI website at [www.fei.org](http://www.fei.org).

- EC General Regulations
- FEI General Regulations (FEI Sanctioned Events)
- FEI Rules for Dressage Events (FEI Sanctioned Dressage Events)
- FEI Rules for Children, Ponies, Young Riders and Juniors (FEI Sanctioned Dressage Events)
- FEI Veterinary Regulations (FEI Sanctioned Events)

Since every eventuality cannot be provided for in the EC rules, for any unforeseen or exceptional circumstances, it is the duty of the officials and the competition management to make a decision in a sporting spirit and approaching as nearly as possible the intention of these rules.

**Note:** An Equestrian Canada rule amendment that alters the dressage or para dressage rules will be effective when published and can be found on the EC website [www.equestrian.ca](http://www.equestrian.ca). The FEI rules for Dressage can be found on the FEI website [www.fei.org](http://www.fei.org).

# **CHAPTER 1**

## **OBJECTS & PRINCIPLES**

### **ARTICLE E 1.1 OBJECTS & PRINCIPLES – EC**

1. EC adheres strictly to the FEI dressage terminology. Athletes therefore can study the description of the paces, movements and figures and be sure that they are on the correct path to international competition, which is governed by the FEI.
2. Any FEI rule amendments that alter the following FEI Rules will be effective when published by the FEI.

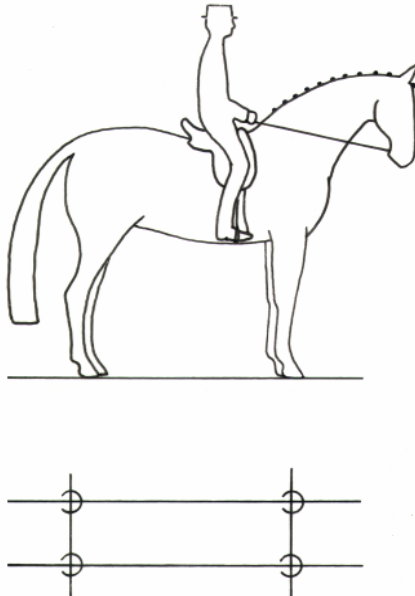
### **ARTICLE E 1.2 FEI ARTICLE 401 OBJECT AND GENERAL PRINCIPLES OF DRESSAGE**

1. The object of dressage is the development of the horse into a happy athlete through harmonious education.  
As a result, it makes the horse calm, supple, loose and flexible, but also confident, attentive and keen, thus achieving perfect understanding with the athlete.  
These qualities are demonstrated by:  
The freedom and regularity of the paces;
  - the harmony, lightness and ease of the movements;
  - the lightness of the forehand and the engagement of the hindquarters, originating from a lively impulsion;
  - the acceptance of the bit, with submissiveness/throughness (Durchlässigkeit) without any tension or resistance.
2. The horse thus gives the impression of doing, of its own accord, what is required. Confident and attentive, submitting generously to the control of the athlete, remaining absolutely straight in any movement on a straight line and bending accordingly when moving on curved lines.
3. The walk is regular, free and unconstrained. The trot is free, supple, regular, and active. The canter is united, light and balanced. The hindquarters are never inactive or sluggish. The horse responds to the slightest indication of the athlete and thereby gives life and spirit to all the rest of its body.
4. By virtue of a lively impulsion and the suppleness of the joints, free from the paralyzing effects of resistance, the horse obeys willingly and without hesitation and responds to the various aids calmly and with precision, displaying a natural and harmonious balance both physically and mentally.
5. In all the work, even at the halt, the horse must be "on the bit". A horse is said to be "on the bit" when the neck is more or less raised and arched according to the stage of training and the extension or collection of the pace, accepting the bridle with a light and consistent soft submissive contact. The head should remain in a steady position, as a rule slightly in front of the vertical, with a supple poll as the highest point of the neck, and no resistance should be offered to the athlete.
6. Cadence is shown in trot and canter, and is the result of the proper harmony that a horse shows when it moves with well-marked regularity, impulsion and balance. Cadence must be maintained in all the different trot or canter exercises and in all the variations of these paces.
7. The regularity of the paces is fundamental to dressage.



### ARTICLE E 1.3 FEI ARTICLE 402 THE HALT

1. At the halt the horse should stand attentive, engaged, motionless, straight and square with the weight evenly distributed over all four legs. The neck should be raised with the poll as the highest point and the nose line slightly in front of the vertical. While remaining "on the bit" and maintaining a light and soft contact with the athlete's hand, the horse may quietly chew the bit and should be ready to move off at the slightest indication of the athlete. The halt must be shown for at least three seconds. The halt should be shown throughout the salute.
2. The halt is obtained by the displacement of the horse's weight to the hindquarters by a properly increased action of the seat and legs of the athlete, driving the horse towards a softly closed hand, causing an almost instantaneous but not abrupt halt at a previously fixed place. The halt is prepared by a series of half-halts (see transitions).
3. The quality of the paces before and after the halt is an integral part of the assessment.



### ARTICLE E 1.4 FEI ARTICLE 403 THE WALK

1. The walk is a marching pace in a regular well-marked four beat with equal intervals between each beat. This regularity combined with full relaxation must be maintained throughout all walk movements.
2. When the foreleg and the hind leg on the same side move almost on the same beat, the walk tends to become an almost lateral movement. This irregularity, which might become an ambling movement, is a serious deterioration of the pace.
3. The following walks are recognized: Medium walk, Collected walk, Extended walk and Free walk. There should always be a clear difference in the attitude and over-tracking in these variations.

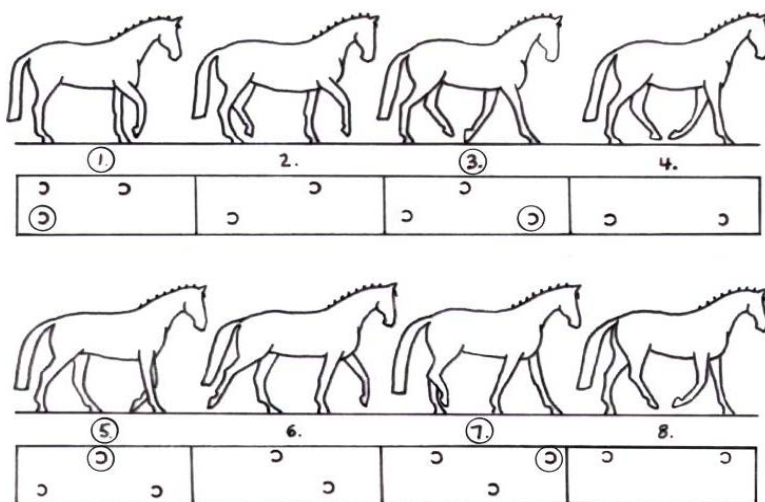
**3.1 Medium walk:** A clear, regular and unconstrained walk of moderate

lengthening. The horse, remaining "on the bit", walks energetically but relaxed with even and determined steps, the hind feet touching the ground in front of the hoof prints of the forefeet. The athlete maintains a light, soft and steady contact with the mouth, allowing the natural movement of the horse's head and neck.

**3.2 Collected walk:** The horse, remains "on the bit", moves resolutely forward, with its neck raised and arched and showing clear self-carriage. The head approaches the vertical position and a light contact is maintained with the mouth. The hind legs are engaged with good hock action. The pace should remain marching and vigorous, the feet being placed in regular sequence. The steps cover less ground and are higher than at the medium walk, because all the joints bend more markedly. The collected walk is shorter than the medium walk, although showing greater activity.

**3.3 Extended walk:** The horse covers as much ground as possible, without haste and without losing the regularity of the steps, the hind feet touch the ground clearly in front of the footprints of the forefeet. The athlete allows the horse to stretch out the head and neck (forward and downwards) without losing contact with the mouth and control of the poll. The nose must be clearly in front of the vertical.

**3.4 Free walk:** The free walk is a pace of relaxation in which the horse is allowed complete freedom to lower and stretch out his head and neck. The degree of ground cover and length of strides, with hind feet stepping clearly in front of the footprints of the front feet, are essential to the quality of the free walk.



*The walk is a pace in four beat rhythm with eight phases  
(numbers in circles indicate the beat).*

## ARTICLE E 1.5 FEI ARTICLE 404 THE TROT

1. The trot is a two-beat pace of alternate diagonal legs (left fore and right hind leg and vice versa) separated by a moment of suspension.
2. The trot should show free, active and regular steps.
3. The quality of the trot is judged by general impression, i.e. the regularity and elasticity of the steps, the cadence and impulsion in both collection and extension. This quality originates from a supple back and well engaged hindquarters, and by the ability to maintain the same rhythm and natural balance, with all variations of the trot.
4. The following trots are recognized: Working trot, Lengthening of Steps, Collected trot, Medium trot and Extended trot.

**4.1 Working trot:** This is a pace between the collected and the medium trot, in which a horse's training is not yet developed enough and ready for collected movements. The horse shows proper balance and remaining "on the bit", goes forward with even, elastic steps and good hock action. The expression "good hock action" underlines the importance of an impulsion originating from the activity of the hindquarters.

**4.2 Lengthening of steps:** In the test for four-year-old horses "lengthening of steps" is required. This is a variation between the working and medium trot in which a horse's training is not developed enough for medium trot.

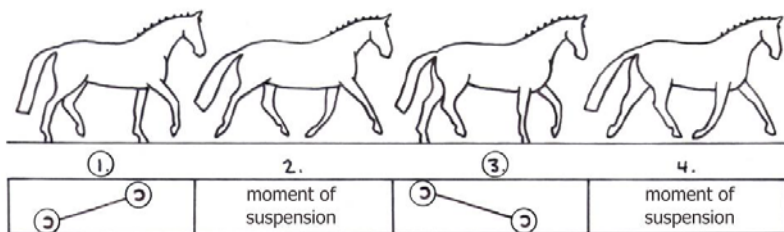
**4.3 Collected trot:** The horse, remaining "on the bit", moves forward with the neck raised and arched. The hocks, being well engaged and flexed, must maintain an energetic impulsion, enabling the shoulders to move with greater mobility, thus demonstrating complete self-carriage. Although the horse's steps are shorter than in the other trots, elasticity and cadence are not lessened.

**4.4 Medium trot:** This is a pace of moderate lengthening compared to the extended trot, but "rounder" than the latter without hurrying. The horse goes forward with clearly lengthened steps and with impulsion from the hindquarters. The athlete allows the horse to carry the head a little more in front of the vertical than at the collected and the working trot, and to lower the head and neck slightly. The steps should be even, and the whole movement balanced and unconstrained.

**4.5 Extended trot:** The horse covers as much ground as possible. Without hurrying, the steps are lengthened to the utmost as a result of great impulsion from the hindquarters. The athlete allows the horse to lengthen the frame and to gain ground whilst controlling the poll. The forefeet should touch the ground on the spot towards which they are pointing. The movement of the fore and hind legs should reach equally forward in the moment of extension. The whole movement should be well balanced and the transition to collected trot should be smoothly executed by taking more weight on the hindquarters.

5. All trot-work is executed "sitting", unless otherwise indicated in the test.
6. **Stretching on a long rein.** This exercise gives a clear impression of the "throughness" of the Horse and proves its balance, suppleness, obedience and relaxation. In order to execute the exercise "stretching on a long rein" correctly, the Athlete must lengthen the reins as the Horse stretches gradually forward and downward. As the neck stretches forwards and downwards, the mouth should reach more or less to the horizontal line corresponding with the point of the shoulder. An elastic and consistent contact with the Athlete's hands must be

maintained. The pace must maintain its rhythm, and the Horse should remain light in the shoulders with the hindlegs well- engaged. During the retake of the reins the Horse must accept the contact without resistance in the mouth or poll.



*The trot is a pace in two beat rhythm with four phases  
(Numbers in circles indicate the beat)*

#### **ARTICLE E 1.6 FEIARTICLE 405 THE CANTER**

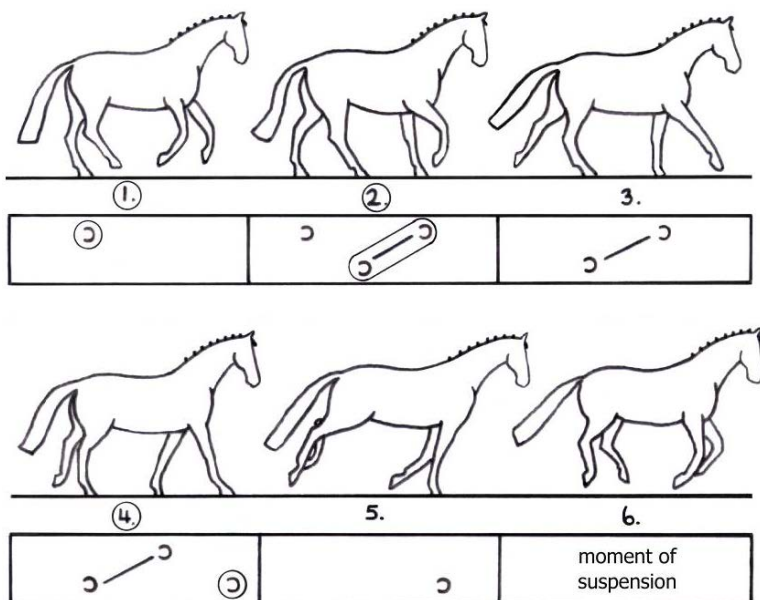
1. The canter is a three beat pace where in canter to the right, for example, the footfall is as follows: left hind, left diagonal (simultaneously left fore and right hind), right fore, followed by a moment of suspension with all four feet in the air before the next stride begins.
2. The canter, always with light, cadenced and regular strides, should be moved into without hesitation.
3. The quality of the canter is judged by the general impression, i.e. the regularity and lightness of the steps and the uphill tendency and cadence originating from the acceptance of the bridle with a supple poll and in the engagement of the hindquarters with an active hock action – and by the ability of maintaining the same rhythm and a natural balance, even after a transition from one canter to another. The horse should always remain straight on straight lines and correctly bent on curved lines.
4. The following canters are recognized: Working canter, Lengthening of strides, Collected canter, Medium canter and Extended canter.

**4.1. Working canter:** This is a pace between the collected and the medium canter, in which a horse's training is not yet developed enough and ready for collected movements. The horse shows natural balance while remaining "on the bit", and goes forward with even, light and active strides and good hock action. The expression "good hock action" underlines the importance of an impulsion originating from the activity of the hindquarters.

**4.2 Lengthening of strides:** In the test for four-year-old horses "lengthening of strides" is required. This is a variation between the working and medium canter in which a horse's training is not developed enough for medium canter.

**4.3 Collected canter:** The horse, remaining "on the bit", moves forward with the neck raised and arched. The hocks, being well engaged, maintain an energetic impulsion, enabling the shoulders to move with greater mobility thus demonstrating self-carriage and an uphill tendency. The horse's strides are shorter than in the other canters, without losing elasticity and cadence.

- 4.4 Medium canter:** This is a pace between the working and the extended canter. Without hurrying, the horse goes forward with clearly lengthened strides and impulsion from the hindquarters. The athlete allows the horse to carry the head a little more in front of the vertical than in the collected and working canter, and at the same time allows the horse, to lower the head and neck slightly. The strides should be balanced and unconstrained.
- 4.5 Extended canter:** The horse covers as much ground as possible. Without hurrying, the strides are lengthened to the utmost. The horse remains calm, light and straight as a result of great impulsion from the hindquarters. The athlete allows the horse to lengthen the frame with a controlled poll and to gain ground. The whole movement should be well balanced and the transition to collected canter should be smoothly executed by taking more weight on the hindquarters.
- 4.6 Counter-Canter:** The counter canter is a balancing and straightening movement that must be executed in collection. The horse canters in correct sequence with the outside foreleg leading with positioning to the side of the leading leg. The foreleg should be aligned to the same track as the hind leg.
- 4.7 Simple change of leg at the canter:** This is a movement in which, after a direct transition out of the canter into a walk, with three to five clearly defined steps, an immediate transition is made onto the other canter lead.
- 4.8 Flying change of leg:** The flying change is performed in one stride with the front and hind legs changing at the same moment. The change of the leading front and hind leg takes place during the moment of suspension. The aids should be precise and unobtrusive.
- Flying changes of leg can also be executed in series, at every 4th, 3rd, 2nd or at every stride. The horse, even in the series, remains light, calm and straight with lively impulsion, maintaining the same rhythm and balance throughout the series concerned. In order not to restrict or restrain the lightness, fluency and ground cover of the flying changes in series, enough impulsion must be maintained.
- Aims of flying changes: To show the reaction, sensitivity and obedience of the horse to the aids for the change of leg.



*The canter is a pace in three beat rhythm with six phases*

#### **ARTICLE E 1.7 FEI ARTICLE 406 REINBACK**

1. The reinback is a rearward diagonal movement with a two beat rhythm but without a moment of suspension. Each diagonal pair of legs is raised and returned to the ground alternatively, with the forelegs aligned on the same track as the hind legs.
2. During the entire exercise, the horse should remain "on the bit", maintaining its desire to move forward.
3. Anticipation or precipitation of the movement, resistance to or evasion of the contact, deviation of the hindquarters from the straight line, spreading or inactive hind legs and dragging forefeet are serious faults.
4. The steps are counted as each foreleg moves back. After completing the required number of steps backward, the horse:
  - a) should show a square halt or
  - b) move forward in the required pace immediately. In tests where a reinback of one horse's length is required, it should be executed with three or four steps.
5. Reinback series (Schaukel) is a combination of two reinbacks with walk steps in between. It should be executed with fluent transitions and the required number of steps.

### **ARTICLE E 1.8 FEI ARTICLE 407 THE TRANSITIONS**

The changes of pace and variations within the paces should be exactly performed at the prescribed marker. The cadence (except in walk) should be maintained up to the moment when the pace or movement is changed or the horse halts. The transitions within the paces must be clearly defined whilst maintaining the same rhythm and cadence throughout. The horse should remain light in hand, calm, and maintain a correct position.

The same applies to transitions from one movement to another, for instance from passage to piaffe or vice-versa.

### **ARTICLE E 1.9 FEI ARTICLE 408 THE HALF-HALTS**

Every movement or transition should be invisibly prepared by barely perceptible half-halts. The half-halt is an almost simultaneous, co-ordinated action of the seat, the legs and the hands of the athlete, with the object of increasing the attention and balance of the horse before the execution of the movements or transitions to lower and higher paces. By shifting slightly more weight onto the horse's hindquarters, the engagement of the hind legs and the balance on the haunches are improved for the benefit of the lightness of the forehand and the horse's balance as a whole.

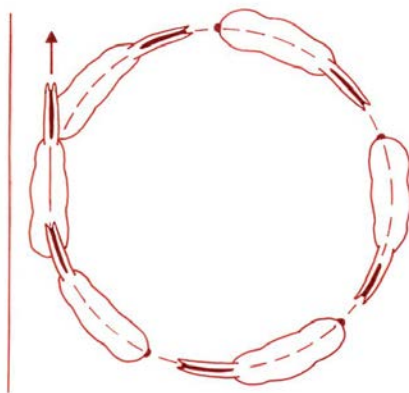
### **ARTICLE E 1.10 FEI ARTICLE 409 THE CHANGES OF DIRECTION**

1. At changes of direction, the horse should adjust the bend of his body to the curvature of the line it follows, remaining supple and following the indications of the athlete, without any resistance or change of pace, rhythm or speed.
2. Changes of directions can be executed in the following ways:
  - a) Right angled turn including riding through the corner (one quarter of a volte of approximately. six metres)
  - b) Short and long diagonal.
  - c) Half voltes and half circles, with change of rein
  - d) Half pirouettes and turns on the haunches
  - e) Serpentine loops
  - f) Counter changes of hand in zigzag\*. The horse should be straight for a moment before changing direction.
  - g) Zig-zag: A movement containing more than two half passes with changes of direction.

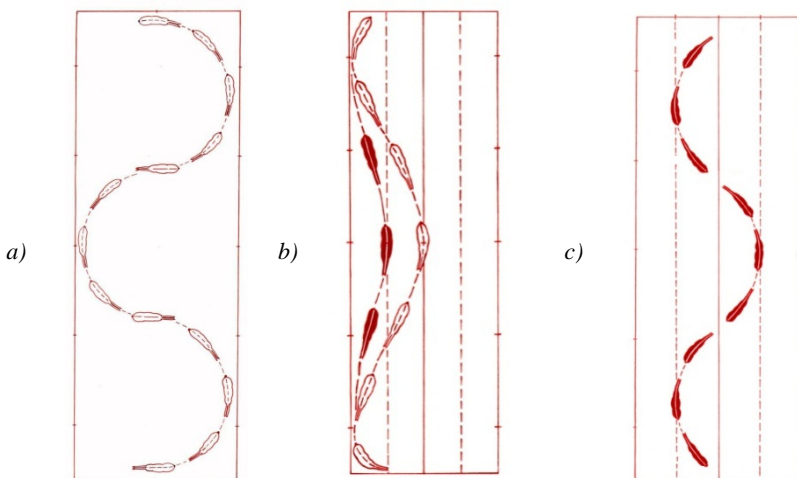
### **ARTICLE E 1.11 FEI ARTICLE 410 THE FIGURES**

The figures asked for in dressage tests are the voltes, the serpentines and the figures of eight.

1. **Volte:** The volte is a circle of six, eight, or 10 metres in diameter. If larger than 10 metres it is a circle.

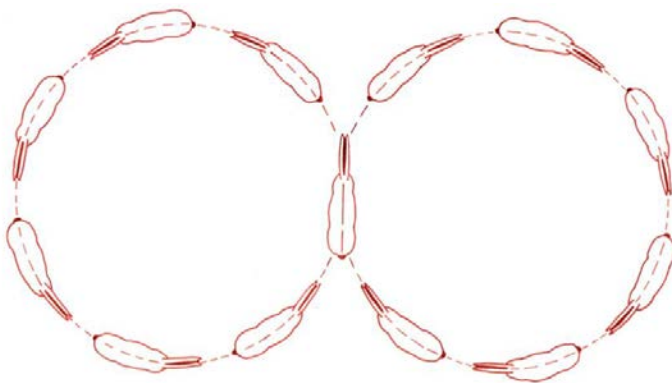


2. **Serpentine:** The serpentine with several loops touching the long side of the arena consists of half circles connected by a straight line. When crossing the centerline the horse should be parallel to the short side (a). Depending on the size of the half-circles the straight connection varies in length. Serpentine with one loop on the long side of the arena are executed with five metres or 10 metres distance from the track (b). Serpentine around the centerline are executed between the quarter lines (c).



3. **Figure of Eight:** This figure consists of two voltes or circles of equal size as prescribed in the test, joined at the centre of the eight. The athlete should make his horse straight an instant before changing direction at the centre of the figure.

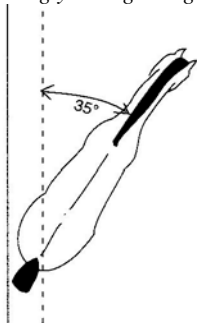




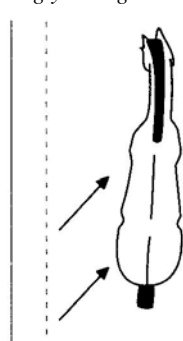
#### **ARTICLE E 1.12 FEI ARTICLE 411 LEG YIELDING**

1. The aim of leg yielding: to demonstrate the suppleness and lateral responsiveness of the horse.
2. The exercise Leg-yielding is performed in working trot in FEI Competitions. The horse is almost straight, except for a slight flexion at the poll away from the direction in which it moves, so that the athlete is just able to see the eyebrow and nostril on the inside. The inside legs pass and cross in front of the outside legs.
3. Leg-yielding should be included in the training of the horse before it is ready for collected work. Later on, together with the more advanced shoulder-in movement, it is the best means of making a horse supple, loose and unconstrained for the benefit of the freedom, elasticity and regularity of its paces and the harmony, lightness and ease of its movements
4. Leg yielding can be performed “on the diagonal” in which case the horse should be as nearly as possible parallel to the long sides of the arena, although the forehand should be slightly in advance of the hindquarters. It can also be performed “along the wall” in which case the horse should be at an angle of about 35 degrees to the direction in which he is moving.

*Leg yielding along the wall*



*Leg yielding on the diagonal*



## ARTICLE E 1.13 FEI ARTICLE 412 LATERAL MOVEMENTS

1. The main aim of lateral movements – except leg-yielding - is to develop and increase the engagement of the hindquarters and thereby also the collection.
2. In all lateral movements shoulder-in, travers, renvers, and half-pass, the horse is slightly bent and moves on different tracks.
3. The bend or flexion must never be exaggerated so that it does not impair the rhythm, the balance and fluency of the movement.
4. In the lateral movements, the pace should remain free and regular, maintaining a constant impulsion, yet it must be supple, cadenced and balanced. The impulsion is often lost because of the athlete's preoccupation with bending the horse and pushing it sideways.
5. **Shoulder-in:** Shoulder-in is performed in collected trot. The horse is ridden with a slight but uniform bend around the inside leg of the athlete maintaining engagement and cadence and a constant angle of approx. 30 degrees. The horse's inside foreleg passes and crosses in front of the outside foreleg; the inside hind leg steps forward under the horse's body weight following the same track of the outside foreleg, with the lowering of the inside hip. The horse is bent away from the direction in which it is moving.
6. **Travers:** Travers can be performed in collected trot or collected canter. The horse is slightly bent round the inside leg of the athlete, but with a greater degree of bend than in shoulder-in. A constant angle of approximately 35 degrees should be (shown from the front and from behind one sees four tracks). The forehand remains on the track and the quarters are moved inwards. The horse's outside legs pass and cross in front of the inside legs. The horse is bent in the direction in which it is moving.

To start the travers, the quarters must leave the track or, after a corner or circle are not brought back onto the track. At the end of the travers, the quarters are brought back on the track (without any counter-flexion of the poll/neck) as one would finish a circle.

Aims of travers: to show a fluent collected trot movement on a straight line and a correct bend. Front and hind legs are crossing, balance and cadence are maintained.
7. **Renvers:** Renvers is the inverse movement in relation to travers. The hindquarters remain on the track while the forehand is moved inward. To finish the renvers the forehand is aligned with the quarters on the track. Otherwise, the same principles and conditions that apply to the travers are applicable to the renvers.

The horse is slightly bent around the inside leg of the athlete. The horse's outside legs pass and cross in front of the inside legs. The horse is bent in the direction in which it is moving.

Aims of renvers: To show a fluent collected trot movement on a straight line with a greater degree of bend than in shoulder-in. Fore and hind legs cross, balance and cadence are maintained.
8. **Half-pass:** Half-pass is a variation of travers, executed on a diagonal line instead of along the wall. It can be performed in collected trot (and in passage in a freestyle) or collected canter. The horse should be slightly bent around the inside leg of the athlete and in the direction in which it is moving. The horse should maintain the same cadence and balance throughout the whole movement. In order to give more freedom and mobility to the shoulders it is of great importance that the impulsion be maintained, especially the engagement of the

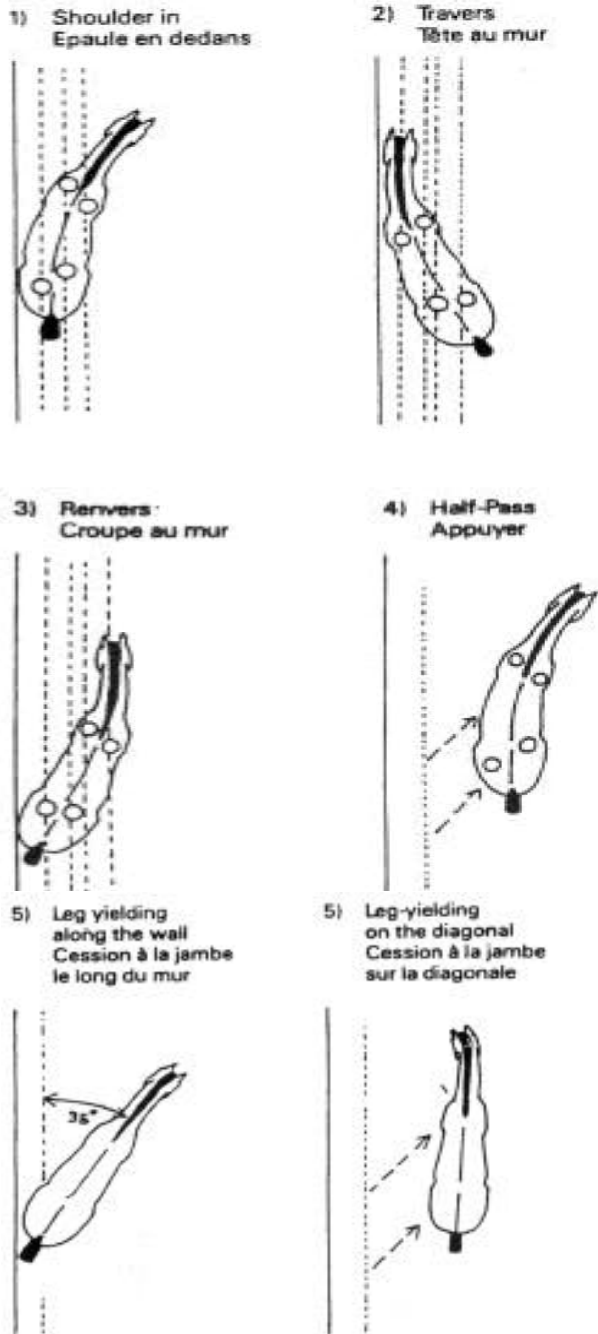
inside hind leg. The horse's body is nearly parallel to the long side of the arena with the forehand slightly in advance of the hindquarters.

In the trot, the outside legs pass and cross in front of the inside legs. In the canter, the movement is performed in a series of forward sideways strides.

Aims of half-pass in trot: to show a fluent collected trot movement on a diagonal line with a greater degree of bend than in shoulder-in. Fore and hind legs cross, balance and cadence are maintained.

Aims of the half-pass in canter: to both demonstrate and develop the collection and suppleness of the canter by moving fluently forwards and sideways without any loss of rhythm, balance or softness and submission to the bend.

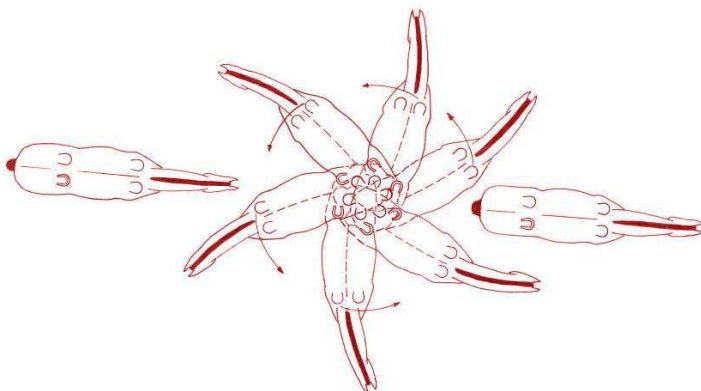
ARTICLE E 1.14    DIAGRAMS OF LATERAL MOVEMENTS



## ARTICLE E 1.15 FEI ARTICLE 413 THE PIROUETTE, THE HALF PIROUETTE AND TURN ON THE HAUNCHES

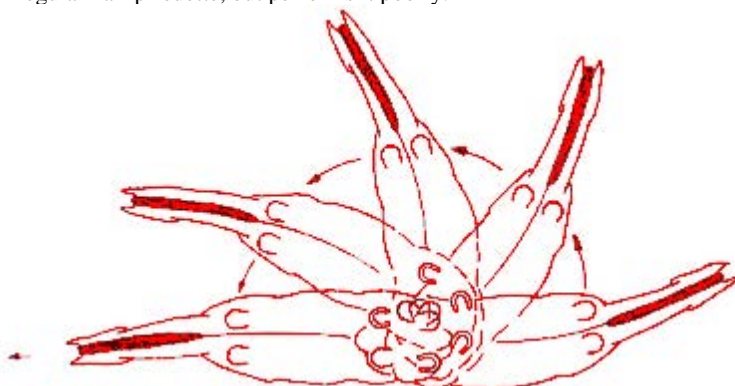
1. **The pirouette (half-pirouette):** is a turn of 360 degrees (180 degrees) executed on two tracks, with a radius equal to the length of the horse and the forehand moving around the haunches.
2. Pirouettes (half-pirouettes) are usually carried out at collected walk or canter, but can also be executed at piaffe.
3. At the pirouette (half-pirouette) the forefeet and the outside hind foot move around the inside hind foot. The inside hind leg describes a circle as small as possible.
4. At whatever pace the pirouette (half-pirouette) is executed, the horse, slightly bent in the direction in which it is turning, remains "on the bit" with a light contact, turning smoothly around, and maintaining sequence and timing of footfalls of that pace. The poll remains the highest point during the entire movement.
5. During the pirouettes (half-pirouettes) the horse should maintain its activity (walk also included) and never move backwards or sideways.
6. In executing the pirouette or the half-pirouette in canter, the athlete should maintain lightness of the horse while accentuating the collection. The horse's hindquarters are well engaged and lowered and show a good flexion of the joints. An integral part of the movement is the quality of the canter strides before and after the pirouette. The strides should show an increased activity and collection before the pirouette and the balance should be maintained at the end of the pirouette.

Aims of the pirouette and half- pirouette in canter: to demonstrate the willingness of the horse to turn around the inside hind leg on a small radius, slightly bent in the direction of the turn while maintaining the activity and the clarity of the canter, the straightness and the balance before and after the figure and clear canter strides during the turn. In the pirouette or half-pirouette in canter, the judges should be able to recognize a real canter stride although the feet of the diagonal – inside hind leg, outside front leg – are not touching the ground simultaneously.
7. The quality of the pirouette (half pirouette) is judged according to the suppleness, lightness and regularity, and the precision and smoothness of the entrance and exit. Pirouettes (half-pirouettes) in canter should be executed in six to eight strides – full pirouettes – and three to four strides – half-pirouette.
8. Half-pirouettes in walk (180 degrees) are executed out of collected walk with the collection being maintained throughout the exercise. When the horse exits the half-pirouette, it returns to the initial track without crossing the hind legs.



*Pirouette and half-pirouette in canter*

9. Turn on the haunches from walk. For younger horses that are still not able to show collected walk, the “turn on the haunches” is an exercise to prepare the horse for collection. The “turn on the haunches” is executed out of medium walk, prepared by half halts to shorten the steps a little and to improve the ability to bend the joints of the hindquarters. The horse does not halt before or after the turn. The “turn on the haunches” can be executed on a larger radius than the pirouette in walk, at approximately one metre (Note: FEI rules state a radius of 1/2 meter. The larger radius quoted in this EC rule is due to the rules governing the USEF dressage tests in use), but the demands of the training scale concerning rhythm, contact, activity and straightness are the same. A turn on the haunches is to be judged like a regular half pirouette except that full credit must also be given for a well performed but larger (one meter) turn on the haunches. Full credit should also be given for a well performed regular sized half pirouette. A significant deduction should be made if a rider attempts a regular half pirouette, but performs it poorly.



*Half-pirouette in walk*

10. Turn on the haunches from halt to halt (one-hundred and eighty degrees). To maintain the forward tendency of the movement one or two forward steps at the

beginning of the turn are permitted. The same criteria apply as for the turn on the haunches from walk.

#### **ARTICLE E 1.16 FEI ARTICLE 414 THE PASSAGE**

1. **The passage** is a measured, very collected, elevated and cadenced trot. It is characterized by a pronounced engagement of the hindquarters, a more accentuated flexion of the knees and hocks, and the graceful elasticity of the movement. Each diagonal pair of legs is raised and returned to the ground alternately, with cadence and a prolonged suspension.
2. In principle, the height of the toe of the raised forefoot should be level with the middle of the cannon bone of the other supporting foreleg. The toe of the raised hind foot should be slightly above the fetlock joint of the other supporting hind leg.
3. The neck should be raised and gracefully arched with the poll as the highest point and the nose line close to the vertical. The horse should remain light and soft "on the bit" without apparent effort and without altering the cadence. The impulsion remains lively and pronounced.
4. Irregular steps with the hind or front legs, swinging the forehand or the hindquarters from one side to the other, as well as jerky movements of the forelegs or the hind legs, dragging the hind legs or double beat in the moment of suspension are serious faults.

The aim of passage is to demonstrate the highest degree of collection, cadence and suspension in the trot.

#### **ARTICLE E 1.17 FEI ARTICLE 415 THE PIAFFE**

1. **Piaffe** is a highly collected, rhythmical, elevated diagonal movement giving the impression of remaining in place. The horse's back is supple and elastic. The hindquarters are lowered; the haunches with active hocks are well engaged, giving great freedom, lightness and mobility to the shoulders and forehand. Each diagonal pair of legs is raised and returned to the ground alternately, with spring and regularity.
  - 1.1 In principle, the height of the toe of the raised forefoot should be level with the middle of the cannon bone of the other supporting foreleg. The toe of the raised hind foot should reach just above the fetlock joint of the other supporting hind leg.
  - 1.2 The neck should be raised and gracefully arched, with the poll as the highest point. The horse should remain "on the bit" with a supple poll, maintaining soft contact. The body of the horse should move in a supple, cadenced and harmonious movement.
  - 1.3 Piaffe should show true commitment and must always be animated by a lively activity and characterized by perfect balance. While giving the impression of remaining in place, there may be a visible inclination to advance, this being displayed by the horse's eager acceptance to move forward as soon as it is asked.
  - 1.4 Moving even slightly backwards, irregular or jerky steps with the hind or front legs, no clear diagonal steps, crossing either the fore or hind legs, or swinging either the forehand or the hindquarters from one side to the other, getting wide behind or in front, moving too much forward or double beat rhythm are all serious faults.

The aim of piaffe is to demonstrate the highest degree of collection while giving the impression of remaining in place

## **ARTICLE E 1.18 FEI ARTICLE 416 THE IMPULSION/THE SUBMISSION (WILLING CO-OPERATION)**

1. **Impulsion** is the term used to describe the transmission of an eager and energetic, yet controlled, propulsive energy generated from the hindquarters into the athletic movement of the horse. Its ultimate expression can be shown only through the horse's soft and swinging back guided by gentle contact with the athlete's hand.
  - 1.1 Speed, of itself, has little to do with impulsion; the result is more often a flattening of the paces. A visible characteristic is a more pronounced articulation of the hind leg, in a continuous rather than staccato action. The hock, as the hind foot leaves the ground, should first move forward rather than being pulled upwards, but certainly not backwards. A prime ingredient of impulsion is the time the horse spends in the air rather than on the ground. Impulsion is, therefore, seen only in those paces that have a period of suspension.
  - 1.2 Impulsion is a precondition for a good collection in trot and canter. If there is no impulsion, then there is nothing to collect.
2. **Submission** (willing co-operation) does not mean subordination, but an obedience revealing its presence by a constant attention, willingness and confidence in the whole behavior of the horse as well as by the harmony, lightness and ease it is displaying in the execution of the different movements. The degree of the submission (willing co-operation) is also demonstrated by the way the horse accepts the bit, with light and soft contact and a supple poll. Resistance to or evasion of the athlete's hand, being either "above the bit" or "behind the bit" demonstrate the lack of submission. The main contact with the horse's mouth must be through the snaffle bit
  - 2.1 Putting out the tongue, keeping it above the bit or drawing it up altogether, as well as grinding the teeth or agitation of the tail are mostly signs of nervousness, tension or resistance on the part of the horse and must be taken into account by the judges in their marks for every movement concerned as well as in the collective mark for "submission" (willing co-operation).
  - 2.2 The first thought when considering submission is willingness, that the horse understands what is being asked of it and is confident enough in the athlete to react to the aids without fear or tension.
  - 2.3 The horse's straightness, uphill tendency and balance enable it to stay in front of the athlete's legs and go forward into an accepting and self-carrying contact with the bit. This is what really produces the picture of harmony and lightness.The fulfilling of the main requirements/movements of a dressage test is the main criterion for submission (willing co-operation).

## **ARTICLE E 1.19 FEI ARTICLE 417 THE COLLECTION**

The aim of the collection of the horse is:

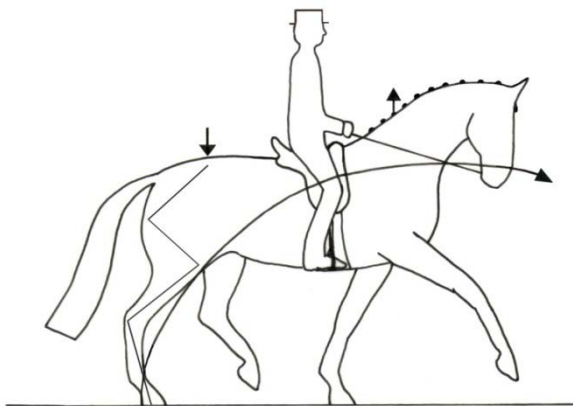
- a) To further develop and improve the balance and equilibrium of the horse, which has been more or less displaced by the additional weight of the athlete.
- b) To develop and increase the horse's ability to lower and engage its



hindquarters for the benefit of the lightness and mobility of its forehead.

c) To add to the "ease and carriage" of the horse and to make it more pleasurable to ride.

1. Collection is developed through the use of half-halts and the use of lateral movements shoulder-in, travers, renvers and half pass.
2. Collection is improved by the use of the seat and legs and containing hands to engage the hind legs. The joints bend and are supple so that the hind legs can step forward under the horse's body.
3. However, the hind legs should not be engaged so far forward under the horse, that they shorten the base of support excessively, thereby impeding the movement. In such a case, the line of the back would be lengthened and raised too much in relation to the supporting base of the legs, the stability would be impaired and the horse would have difficulty in finding a harmonious and correct balance.
4. On the other hand, a horse with an over-long base of support, which is unable or unwilling to engage its hind legs forward under its body, will never achieve acceptable collection, characterized by "ease and carriage" as well as a lively impulsion, originating from the activity of the hindquarters.
5. The position of the head and neck of a horse at the collected paces is naturally dependent on the stage of training and, to some degree, on its conformation. It is distinguished by the neck being raised without restraint, forming a harmonious curve from the withers to the poll, which is the highest point, with the nose slightly in front of the vertical. At the moment the athlete applies his aids to obtain a momentary and passing collecting effect, the head may become more or less vertical. The arch of the neck is directly related to the degree of collection.



#### **ARTICLE E 1.20 FEI ARTICLE 418 THE POSITION AND AIDS OF THE ATHLETE**

1. All the movements should be obtained with imperceptible aids and without apparent effort of the athlete. The athlete should be well balanced, elastic, sitting

deep in the centre of the saddle, smoothly absorbing the movement of the horse with his loins and hips, supple thighs with the legs steady and stretched well down. The heels should be the lowest point. The upper part of the body should be tall and supple. The contact should be independent from the athlete's seat. The hands should be carried close together, with the thumb as the highest point and a straight line from the supple elbow through the hand to the horse's mouth. The elbows should be close to the body. All of these criteria enable the athlete to follow the movements of the horse smoothly and freely.

2. The effectiveness of the athlete's aids determines the precise fulfillment of the required movements of the tests. There shall always be the impression of a harmonious co-operation between horse and athlete.
3. Riding with both hands is obligatory. When leaving the arena at a walk on long rein, after having finished the test the athlete may, at his/her discretion, ride with only one hand. For Freestyle tests, see also Directives for Judges – Freestyle tests and Directives for assessing the degree of difficulty in a Freestyle test available at [www.fei.org](http://www.fei.org).
4. The use of the voice or clicking the tongue repeatedly is a serious fault, which should be considered in the mark for the movement.

## **CHAPTER 2**

### **NATIONAL MOVEMENTS & REQUIREMENTS**

EC governs and designs the easier grades, which build up to the international standard. The following is a description of some of the movements and requirements which are used as a foundation for the more difficult movements of advanced dressage and which are not included in the objects and general principles of dressage above.

#### **ARTICLE E 2.1 LENGTHENED STRIDE**

The horse is asked to lengthen its stride while engaging its hocks. A quickening of pace is to be strictly penalized. This is a preparation for the medium and extended paces of the more advanced levels. The transition between lengthened stride and ordinary stride helps to create balance and impulsion.

#### **ARTICLE E 2.2 SITTING AND RISING TROT**

In all levels the working, medium, extended trots and trot with lengthened stride are all executed sitting unless otherwise instructed. When rising trot is permitted in a test or class, the athlete should change the rising diagonal when changing directions, except during a lengthening. The correct rising diagonal is considered to be when the rider is sitting when the outside front foot and inside hind foot are on the ground. In general, riding on the outside diagonal correctly influences the horse's balance in movements other than straight lines. A change of direction in rising trot implies a change of rising diagonal, but it is up to the rider to determine where the change should occur. If no change is made, there is no error and no deduction is made unless the balance of the horse is adversely affected, as it might be, for example, in a turn, circle or leg yield. In that case, the movement is judged accordingly and the collective marks for Submission and Effective Use of the Aids could be negatively impacted.

At a transition from a rising trot to a canter, walk, or halt, the last few steps of the trot should be executed sitting. See test sheet for rising or sitting instructions.

**Note:** Sidesaddle: Ladies riding sidesaddle execute all trot movements sitting.

#### **ARTICLE E 2.3 CHANGE OF LEG**

The change of leg when performed through the trot must not include more than three or four steps of trot. For simple changes E1.6.4.7.

#### **ARTICLE E 2.4 TROT AND CANTER, ROUND AND LOW**

The trot and canter, round and low, will be developed on the 20m circle. The horse, by smoothly taking the rein, will stretch its head and neck forward and down, stretching over its back in a round frame, while maintaining a rhythmic gait and contact with the bit.

#### **ARTICLE E 2.5 EXECUTION OF MOVEMENTS**

In a movement which must be carried out at a certain point of the arena, it should be done at the moment when the competitor's body is above this point, except in transitions where the horse approaches the letter from a diagonal or perpendicular to the point where the letters are positioned. In this case, the transitions must be done when the horse's nose reaches the track at the letter so that the horse is straight in the transition.

## **ARTICLE E 2.6 THE TRANSITIONS**

The changes of pace and variations within the paces should be performed exactly at the prescribed marker. The cadence/rhythm of a pace should be maintained up to the moment when the pace or movement is changed or the horse halts. Transitions within the paces must be clearly defined while maintaining the same rhythm and cadence throughout. The horse should remain light in hand, calm, and maintain a correct position. The same applies to transitions from one movement to another, for instance from passage to piaffe or vice versa.

## **ARTICLE E 2.7. THE QUARTER PIROUETTE**

As a preparatory exercise, the quarter-pirouette is usually executed on the track at a given letter or from a diagonal, the horse being highly collected for one or two strides before and then through the execution of a 90 degree turn around the haunches in two-three strides, maintaining a correct canter footfall.

## **ARTICLE 2.8 THE WORKING PIROUETTE**

The pirouette (half-pirouette) is a turn of 360 degrees (180 degrees) executed on two tracks, with the forehand moving around the haunches. The working pirouette should be approximately three meters. The requirements for a working half-pirouette are identical to those of a regular half-pirouette, except that the allowable diameter is increased to approximately three meters. A working half-pirouette is to be judged like a regular half-pirouette except that full credit must be given for a well-performed, but larger (three meter) half-pirouette. Full credit should also be given for a well-performed regular-sized half-pirouette. A significant deduction should be made if a rider attempts a regular half pirouette, but performs it poorly.

## CHAPTER 3 GENERAL

### ARTICLE E 3.0 EC PROGRESSIVE COMPETITION AND SPORT LICENCE SYSTEM CHART FOR COMPETITION LEVELS

COMPETITION ORGANIZATION	BRONZE	SILVER	GOLD
<i>Prize Money</i>	Max. \$2500	Max. \$10,000 OR Max. \$15, 000 for Championships	No Limit
<i>Days of Operation</i>	Maximum 3 days	Maximum 3 days	No Limit
<i>Approved By</i>	PTSO/EC	PTSO/EC	EC
<i>Equine Medication Control</i>	Compulsory	Compulsory	Compulsory
<b>COMPETITION ORGANIZATION</b>	BRONZE	SILVER	GOLD
<i>EC Rules (General Regs)</i>	Compulsory	Compulsory	Compulsory
<i>Drug Fees</i>	YES	YES	YES
<i>Dressage Rules (Sec. E)</i>	Compulsory	Compulsory	Compulsory
<i>Dressage Test User Fee</i>	Refer to <i>Schedule of Fees</i> on the Equestrian Canada website <a href="http://www.equestrian.ca">www.equestrian .ca</a>	Refer to <i>Schedule of Fees</i> on the Equestrian Canada website <a href="http://www.equestrian.ca">www.equestrian.ca</a>	Refer to <i>Schedule of Fees</i> on the Equestrian Canada website <a href="http://www.equestrian.ca">www.equestrian.ca</a>
<i>Insurance</i>	YES	YES	YES
<i>On Site Medical/ Emergency Plan</i>	YES	YES	YES
<i>Veterinarian</i>	Recommended or ON CALL	Recommended or ON CALL	Recommended or ON CALL
<i>Permitted Classes</i>	All EC tests, Rising Stars Equitation, Developing Horse PSG/Grand Prix, FEI Materiale, and FEI tests. Exception: for FEI Young Horse tests, in Bronze, only the FEI 4-Year-Old test may be offered.	All EC tests, Rising Stars Equitation, Developing Horse PSG/Grand Prix, FEI Materiale, FEI tests including Intermediate A and B, Intermediate 2. Grand Prix is not permitted. Exception: for FEI Young Horse tests, in Silver, only the FEI 4-Year-Old test may be offered.. Only qualifying scores from Silver competitions may be	All EC tests, Rising Stars Equitation, Developing Horse PSG/Grand Prix, as well as all FEI tests. Only qualifying scores from Gold competitions may be used for Provincial, Regional and National Gold Championships and stated criteria as posted by EC.

COMPETITION ORGANIZATION	BRONZE	SILVER	GOLD
		used for Silver Championships.	
<i>Miscellaneous Classes</i>	As per General Regulations	As per General Regulations	As per General Regulations
<i>Championships</i>	None	Silver Championships	Provincial, Regional and National Championships
<i>Ring Size</i>	20 x 40* or 20 x 60 Only Introductory & Training Level may use 20 x 40 arena	20 x 40* or 20 x 60 *Introductory & Training Level may use 20 x 40 arena. In Championships all tests must be in 20 x 60 arena	20 x 40* or 20 x 60 *Introductory & Training Level may use 20 x 40 arena. In Championships all tests must be in 20 x 60 arena
<i>OFFICIALS: Judges</i>	recorded, Basic, Medium, Senior, FEI	recorded, Basic, Medium, Senior, FEI	recorded, Basic, Medium, Senior, FEI
<i>Judges Restrictions</i>	No restrictions	<p>recorded – up to and including Second Level. Third Level with guest card.</p> <p>Basic – up to Intermediate 1 without a guest card. Intermediate A and B, Intermediate 2 with a guest card. Medium judges no restrictions. Note: Basic judges require a guest card for Silver Championships</p> <p>Medium &amp; Senior – no restrictions and no guest card required at Championships.</p>	<p><b>recorded</b> – up to and including First Level. Second Level with guest card. <b>Basic</b> – up to and including Second Level. Third &amp; Fourth Level with guest card. May co-judge Third &amp; Fourth Level with Medium or higher without guest card. <b>Medium</b> – up to and including Fourth Level plus FEI Children, FEI Pony and FEI Junior. May judge all other FEI tests except Young Horse classes with guest card. May co-judge all other FEI tests except FEI Young Horse classes with Senior or FEI with no guest card. <b>Senior and FEI</b> – No restrictions</p>

COMPETITION ORGANIZATION	BRONZE	SILVER	GOLD
<i>Results Reporting</i>	Optional to Provincial Organization	Compulsory to EC	Compulsory to EC
<i>Dressage stewards</i>	Basic, Medium, Senior	Basic, Medium, Senior	Basic, Medium, Senior
<i>Steward Restrictions</i>	See 16.7	See 16.7	See 16.7
<b>COMPETITORS/ HORSE OWNER REQUIREMENTS</b>	PTSO membership is required		
<i>EC Sport Licence</i>	BRONZE Level	SILVER Level	GOLD Level
<i>Dressage Levy</i>	Refer to <i>Schedule of Fees</i> on the Equestrian Canada website <a href="http://www.equestrian.ca">www.equestrian.ca</a>	Refer to <i>Schedule of Fees</i> on the Equestrian Canada website <a href="http://www.equestrian.ca">www.equestrian.ca</a>	Refer to <i>Schedule of Fees</i> on the Equestrian Canada website <a href="http://www.equestrian.ca">www.equestrian.ca</a>
<i>Insurance</i>	YES Available through PTSO	YES Available through PTSO	YES Available through PTSO
<b>HORSE REQUIREMENTS</b> <i>Horse Identification Document, as outlined in EC General Regulations</i>	NO	YES	YES
<i>Horse Licence</i>	NO	YES	YES
<b>AWARD PROGRAMS</b> <i>Provincial Awards</i>	NO	YES	YES
<i>Dressage National Awards</i>	NO	YES	YES

## ARTICLE E 3.1 EC SPORT LICENCE

EC sport licences are required for Bronze, Silver Gold and Platinum competitions. The fees for each level vary. Athletes, owners and officials should refer to the fee schedule on the Equestrian Canada website [www.equestrian.ca](http://www.equestrian.ca) and the Equestrian Canada General Regulations Chapter 2.

1. Both the athlete and owner of the competing horse must hold a current EC sport licence for their competition level.
2. Owners of horses declared for Canadian team selection must be members in good standing of their respective national federations. Canadian owners must be Platinum Sport Licence holders with EC.
3. Certified dressage officials (judges and stewards) must hold EC Sport Licences as per the General Regulations.

## ARTICLE E 3.2 HORSE LICENCE

EC horse licences are required for Silver and Gold competitions. Athletes should refer to the *Schedule of Fees* on the Equestrian Canada website [www.equestrian.ca](http://www.equestrian.ca) and the Equestrian Canada General Regulations Chapter 4 Horse Recordings and EC National Passports.

## ARTICLE E 3.3 PASSPORTS/HORSE IDENTIFICATION DOCUMENTATION

Horse Identification documentation is required for Silver and Gold competitions. See the Equestrian Canada General Regulations Chapter 4 Horse Recording and EC National Passports.

## ARTICLE E 3.4 CATEGORIES AND ELIGIBILITY TO COMPETE

Category	Eligibility to Compete
Open	All competitors (regardless of age and/or amateur/professional status)
Amateur	All athletes who are no longer Juniors under rule 3.4.3 (except as outlined in rule 3.4.2) individual Canadian competitors (see 3.4.2 – Amateur Status)
Junior	Open to all athletes until the end of the calendar year in which they reach the age of 18.

**Note:** the following categories may be abbreviated in prize lists as follows: Open (O), Amateur (Am), Junior (Jr).

### ARTICLE E 3.4.1 OPEN

The open category is open to all athletes regardless of age or status.

### ARTICLE E 3.4.2 AMATEUR

Just as juniors have a protected category, the amateur category offers a protected category for athletes who are no longer juniors and who do not wish to compete in the open category.

The Amateur category is for athletes competing at any EC competition over the age of 18 who are not earning remuneration from teaching or training horses or riders in the horse industry.



- Competitors in FEI-sanctioned competitions must comply with the FEI definition of amateur.
- Amateur status is issued by EC on EC sport licence cards. All persons wishing EC amateur status must complete and sign the amateur declaration, which is on the sport licence application/renewal form, affirming their eligibility.

The amateur classes at all EC sanctioned dressage competitions are NOT open to:

1. Competitors who accept remuneration for training or schooling a horse.
2. Competitors who accept remuneration for showing or schooling a horse at any EC-sanctioned competition in any discipline.
3. Competitors who accept remuneration for coaching or instructing a person to ride whether they are private contractors or receive remuneration for teaching as an employee of a farm or business by which they are employed.
4. Competitors who accept remuneration for coaching or instructing a person to ride or drive a horse at any EC sanctioned competition.

**Exception:** Competitors may show as an EC amateur if they:

- a) hold and maintain a current Equestrian Canada NCCP Instructor Certificate
  - b) coach only beginner disabled riders
  - c) do not engage in any activities listed in E 3.4.2.1; 2 or 4.
5. Competitors who act as an agent or accept commissions for the sale, purchase and/or lease of a horse.
  6. Competitors who accept remuneration for giving clinics and seminars.
  7. Competitors who train or show a horse, or instruct an athlete or driver, when remuneration for this activity will be given to a corporation or farm which he or she, or his or her family, owns or controls.
  8. Juniors.
  9. Current or former Canadian Equestrian Team (CET) Short or Long listed athletes.
  10. Anyone who has represented Canada internationally in Olympic Games, World Equestrian Games, World Cup Final and Pan Am Games is excluded from the amateur category. An athlete entered in CDI competitions other than those listed here is not excluded from the amateur category unless he/she is deemed to be an open athlete because of rules one to eight 1 to 8 above.

**Note:** Any coach or instructor who has not been teaching for two years or more may compete in the amateur category providing they apply to EC for reinstatement of their amateur status.

**Note:** Holding an amateur card for the purposes of competing internationally does not allow an athlete to compete in the amateur category at EC competitions if they can be classified as any of the above.

### ARTICLE E 3.4.3 JUNIOR

1. The junior (Jr) category in EC classes at Bronze, Silver and Gold competitions is open to all athletes until the end of the calendar year in which they reach the age of 18.
2. Juniors are not eligible to compete in the amateur category but may compete in the open classes.

### ARTICLE E 3.4.4 FEI AGE LIMITATIONS

The following age limits **only** apply to athletes competing in FEI Children, FEI Pony, FEI Junior and FEI Young Rider classes:

**FEI Children:** An athlete may compete in FEI Children's classes from the beginning of the calendar year in which he/she reaches the age of 12 until the end of the calendar year in which he/she reaches the age of 14.

**FEI Pony:** An athlete may compete in FEI Pony classes from the beginning of the calendar year in which he/she reaches the age of 12 until the end of the year in which he/she reaches the age of 16.

**FEI Junior:** An athlete may compete in FEI Junior classes from the beginning of the calendar year in which he/she reaches the age of 14 until the end of the year in which he/she reaches the age of 18.

**FEI Young Rider:**

- An athlete may compete in FEI Young Rider classes from the beginning of the calendar year in which he/she reaches the age of 16 until the end of the calendar year in which he/she reaches the age of 21.
- No Young Rider up to the age of 18 may be classified as a professional.
- Young Riders may not compete both in an FEI Championship for Young Riders and in any other higher level FEI Championship for seniors in the same year. (FEI Article YR-6)
- A Young Rider who has taken part in an international championship for seniors or in regional or Olympic Games – in Grand Prix – is no longer eligible to take part in any international dressage events for Young Riders. The participation of a Young Rider in any other international dressage events for seniors does not, however, affect his/her status as a Young Rider.

NOTE: Youth Division refers to athletes competing in FEI Children; FEI Pony; FEI Junior and FEI Young Rider. The age limit is the end of the year in which he/she reaches the age of 21.

**FEI U25**

- An athlete may compete as a U25 Rider from the beginning of the calendar year in which he reaches the age of sixteen (16) until the end of the calendar year in which he reaches the age of twenty five (25).

## **CHAPTER 4**

### **DRESS, SADDLERY AND EQUIPMENT**

#### **ARTICLE E 4.0 SAFETY HEADGEAR**

All athletes, regardless of age or level of competition, must wear properly fitted and fastened safety approved protective headgear at all times when mounted at any EC-sanctioned Dressage competition at the event location. (See Glossary – Headgear Standards).

**Note:** At the tack check that follows the test, the steward may ask the athlete to dismount so that the headgear can be inspected for safety standard labelling. See Glossary, Section A - *Headgear Standards*.

#### **ARTICLE E 4.0.1 SAFETY VESTS**

Any athlete competing in an EC sanctioned dressage competition is permitted to wear a safety vest including an inflatable safety vest which attaches to the saddle . The vest must conform to the rules governing jacket colours.

#### **ARTICLE E 4.1 DRESS – FOR EC GOLD, SILVER AND BRONZE LEVEL COMPETITIONS**

At all test levels, riders may wear jackets or vests in any single colour with subtle pin striping, checks or tweeds. Striped or multi-coloured coats or jackets are not permitted. Tasteful and discreet accents, such as a collar or a different hue or modest piping or crystal decorations, are acceptable. Protective headgear, stocks, ties, gloves and riding boots may be of a matching colour to the coat.

#### **ARTICLE E 4.1.1 FEI TESTS FROM JUNIOR TO GRAND PRIX IN ALL EC SANCTIONED COMPETITIONS INCLUDING CHAMPIONSHIPS**

- Any single coloured jacket; short; cutaway with short tails or tailcoat; or tailored dressage vest with subtle pin striping, checks or tweeds (see E.4.1.) with a long or short sleeved shirt. Contrasting collars, points, modest piping or crystal decorations are allowed. (See E 4.1.7)
- Safety approved protective headgear.
- White, light or dark coloured breeches; bright colours or patterns are not permitted. Contrast piping is allowed.
- Tie, bow tie or hunting stock of any colour.
- Gloves, black, brown or white in FEI tests.
- Dark or colour co-ordinated riding boots (plain, laced or with zippers)
- Spurs are optional. See E 4.1.8.

#### **ARTICLE E 4.1.2 FEI CHILDREN AND FEI PONY TESTS IN ALL EC SANCTIONED COMPETITIONS**

- Any single coloured short jacket, cutaway with short tails, club uniform coat or tailored dressage vest with subtle pin striping, checks or tweeds (see E.4.1.) with a long or short sleeved shirt. Contrasting collars, points, modest piping or crystal decorations are allowed. (See E 4.1.7)
- Safety approved protective headgear.
- White, light or dark coloured breeches or jodhpurs with jodhpur boots; bright colours or patterns are not permitted. Contrast piping is allowed.

- Tie, bow tie, hunting stock or choker of any colour
- Gloves; black, brown or white in FEI tests
- Dark or colour co-ordinated riding boots (plain, laced or with zippers)

**Note:** For FEI Child or Pony classes, spurs are optional, but if used, only blunt metal spurs no longer than 3.5 cm measured from boot to tip of spur are allowed. Rowels on spurs are not allowed.

#### **ARTICLE E 4.1.3 GOLD AND SILVER COMPETITIONS INCLUDING CHAMPIONSHIPS: INTRODUCTORY THROUGH FOURTH LEVEL, RISING STARS EQUITATION; DEVELOPING HORSE PSG/GRAND PRIX; FEI INCLUDING YOUNG HORSE AND MATERIALE**

**Note:** See Article E.3.0 for individual differences between 'Permitted Classes' for Gold and Silver competitions.

- Any single coloured or short jacket; cutaway with short tails or tailored dressage vest with subtle pin-stripping, checks or tweeds (see E.4.1.) with a long or short sleeved shirt with a collar. Contrasting collars, points, modest piping or crystal decorations are allowed. (tailcoats are permitted only in classes above Fourth level). Long or short-sleeved shirts may be of one or two complementary solid colours or pin striped. (See E 4.1.7)
- Safety approved protective head gear
- White, light or dark coloured breeches; bright colours or patterns are not permitted. Contrast piping is allowed.
- Juniors are permitted to wear jodhpurs and jodhpur boots
- Tie, bow tie, hunting stock or choker of any colour
- Gloves, white, light or any solid colour
- Dark or colour co-ordinated riding boots (plain with or without boot crowns, laced or with zippers)
- Spurs are optional. See E 4.1.8. EXCEPTION: Young Horse Classes, see E.13.3

**Note:** See E.4.1.1 and E.4.1.2 for the dress rules for FEI tests from Children, Pony, Junior, Young Rider, through Grand Prix.

#### **ARTICLE E 4.1.4 BRONZE COMPETITIONS: INTRODUCTORY THROUGH FOURTH LEVEL**

- Any single coloured short jacket; cutaway with short tails or tailored dressage vest with subtle pin-stripping, checks or tweeds (see E.4.1.) with a long or short sleeved shirt with a collar. Contrasting collars, points, modest piping or crystal decorations are allowed. (tailcoats are permitted only in classes above Fourth level. See note in E 4.1.3). Long or short-sleeved shirts may be of one or two complementary solid colours or pin striped. (See E 4.1.7)
- Safety approved protective headgear
- White, light or dark coloured breeches; bright colours or patterns are not permitted. Contrast piping is allowed.
- Juniors are permitted to wear jodhpurs and jodhpur boots.
- Tie, bow tie, hunting stock, or choker of any colour
- Gloves
- Dark or colour co-ordinated riding boots (plain with or without boot crowns, laced or with zippers)

- Dark or colour co-ordinated half chaps or half boots zipped over short boots may be worn. Half chaps/boots are forbidden at Silver and Gold competitions.
- Spurs are optional. See E 4.1.8.

#### **ARTICLE E 4.1.5 MILITARY UNIFORMS**

1. Riders who are members of the police or other armed forces may wear civil or service dress.
2. Safety approved headgear must be worn instead of military caps.

#### **ARTICLE E 4.1.6 COMPETITORS WITH PHYSICAL AND/OR VISUAL IMPAIRMENTS (PARA-DRESSAGE)**

References: Section A – Article 214.

1. Para- Dressage athletes competing in able-bodied dressage tests must conform to the dress code for their level.
2. If compensatory aids are required, Athletes must submit copies of his/her EC Para-Dressage Dispensation Certificate and / or a copy of the EC Classification Master List with his/her entries. Copies shall be submitted as follows: One for the steward and one for each test to be ridden.
3. Competition organizers must notify official(s) before the start of the competition that there is an athlete who will be competing with compensating aids and provide the officials with a copy of the EC Para-Dressage Dispensation Certificate and / or a copy of the EC Classification Master List. A copy must be provided to the Steward(s), and a copy must be attached to each test with a notation on the front of the test sheet.

#### **ARTICLE E 4.1.7 EXTREME OR INCLEMENT WEATHER CONDITIONS**

In the case of inclement weather, competitors may wear a suitable protective hat cover and a warm or waterproof overcoat that is transparent or conservative in colour. In extreme heat or humidity, a competitor may ask the steward for permission to ride without a jacket or vest. When permission is given, competitors must wear:

- Safety approved protective headgear.
- One or two complementary solid colours, pin striped, without bold pattern, long or short sleeved riding shirt with a collar.
- Sleeveless shirts are not permitted
- Shirt collar may be opened
- Stock ties must be removed unless pinned to the athlete's shirt
- T-shirts are not permitted

A cooling or tailored dressage vest may be worn over a long or short sleeved riding shirt.

The vest colour must conform to the rules for jacket colours.

#### **ARTICLE E 4.1.8 SPURS**

- Spurs are optional at all levels Exception: Young Horse Classes see E 13.3
- Spurs must be made of metal and be of a conservative colour.
- The shank must be either curved downward or straight pointing directly back from the centre of the spur when on the athlete's boot.
- Swan neck spurs are allowed.
- The arms of the spur must be smooth.

- Rowels must also point directly back from the centre of the spur, and be mounted vertically. The contact area of a roweled spur has a small wheel with radiating points which must be blunt and smooth (no sharp edges) and free to rotate.
- Metal spurs with round hard plastic, metal knobs or rotating balls are allowed. Rotating balls may be mounted either vertically or horizontally.
- Spurs with flat disks of any thickness with smooth rounded edges are allowed. Such spurs are not considered to be rowels and may be mounted vertically or horizontally.
- “Dummy” spurs with smooth arms and no shank are also allowed.
- Spurs must be worn in matching pairs.
- Spur covers are permitted provided they are worn as matching pairs.
- No spurs other than those listed here are allowed anywhere on the show grounds.
- Protective bands that keep spurs in place are permitted.
- Junior athletes mounted on ponies may not use spurs with rowels.
- Click on spurs with rowels must have the rowel positioned vertically to the ground.



*Swan neck spur*

**Note:** The maximum allowable spur length is five cm measured from boot to tip of spur. See 4.1.2 Note, for FEI Child and FEI Pony spur rule.

**Exception:** Sidesaddle athletes – See Chapter 5.

**Note:** Failure to comply with the above listed dress regulations will result in elimination from the class.

**Note:** Athletes abusing the horse whether intentionally or not, may be asked by the steward or judge to remove their spurs.

## **ARTICLE E 4.1.9 ATHLETES WITH LONG HAIR**

Long hair must be secured with a hair net or tied back in a braid or a bun.

### **ARTICLE E 4.1.10 BRAIDING MANES**

Manes may be braided.

1. White or black braiding tape is permitted.
2. White, black or coloured thread/wool/elastic bands are permitted.
3. Braiding wire is permitted.
4. Braiding bands are permitted, including decorated bands that have a smooth base and do not have any sharp edges.
5. Any decoration of the horse with extravagant items, such as ribbons or flowers, etc. in the mane and tail, etc., is strictly forbidden.

Exception: Simple red ribbon may be used in the tail for safety reasons.

## **ARTICLE E 4.1.11 MEDICAL DISPENSATION FOR SHORT TERM INJURIES OF ATHLETE**

If an athlete has a temporary injury or medical condition that prevents them from complying with the EC dress rules, they must present a letter from their doctor indicating the nature of the injury to the competition organizer. The competition organizer must provide a copy of the letter to the steward.

## **ARTICLE E 4.1.12 RIBBON & AWARD PRESENTATIONS**

During ribbon & award presentations all parties must dress neatly and in accordance with the dignity of the ceremony. (No shorts, tank tops, jeans, etc.). Athletes should refer to the prize list for information regarding prize giving ceremonies.

Un-mounted presentations are permitted.

## **ARTICLE E 4.1.13 CET CREST**

1. The CET Team Crest is an award of distinction and recognition. The CET Team Crest is awarded to an athlete who has earned the privilege of being selected to an International Team\* representing Canada. Currently there are four levels of crests; Junior, Young Rider, U25 and Senior.
2. The CET Team Crest are to be worn only by the athlete who has earned the distinction and must only be worn on the left shoulder of a riding jacket used in competition. A crest is only awarded to Team members who travel to the competition and compete.
3. Once awarded, the athlete while in good standing with EC, may continue to wear the patch with the following exceptions:

**Exception:** Juniors, Young Riders and U25 may only wear Junior, Young Rider and U25 CET Crests while age eligible. When no longer age eligible, the crest must be removed.

**Exception:** Only one CET Crest level to be worn on a given riding jacket [i.e. a Junior could have a Junior and Young Rider crest, but can only wear one per riding jacket]

**Please note:** Crests may not be worn by a non-rider, nor can a crest be worn on a non-riding jacket i.e. blazer breast pocket without specific EC approval for a specified event.

\* International Team references the following events:

- Olympic Games
- World Championships
- World Cup Final
- Pan American Games
- North American Youth Championships


## **ARTICLE E 4.2 BRIDLES, SADDLERY AND EQUIPMENT**

*In addition to these EC tack and equipment rules, for additional information on tack and equipment allowable see USEF Annex A.*

<https://www.usef.org/forms-pubs/96D17ISsaCo/annex---bits-saddlery-equipment> .

- Bridle, saddlery and equipment rules apply in the warm-up area as well as the competition arena.
- A bridle must consist of a bit or bits, reins, crownpiece, cheek pieces, noseband, browband and throatlatch.

- A throatlatch/jowl strap is required except when a combined noseband or Micklem bridle is used.
  - The crownpiece of the bridle must lie immediately behind the poll and may extend forward onto the poll but must not be fitted to lie behind the skull.
  - Elastic inserts are permitted in the crownpiece and cheekpieces.
  - All bridles must be correctly fitted and be black or brown in colour.
  - A rein is a continuous, uninterrupted strap or line from the bridle bit to the hand and must be black or brown in colour. Decorated or coloured reins are not permitted.
  - Type of reins is optional, attachment to the bit may be by buckle, stud or rings, but reins with hand loops, elastic or stretchy rubber inserts or any other attachment are prohibited. Reins must not be made of rope or rope-like material. Reins may be laced, plain or rolled. Reins may be rubber lined on one or both sides. Reins may have hand stops.
  - Bitless bridles are not permitted.
  - Padding is allowed on bridles.
  - No decorative covers are allowed over bridle buckles or where browband meets the headstall.
  - Chain browbands are not permitted unless the chain is a decoration that adheres to a solid band of material.
  - Decorated or coloured browbands are permitted if the decoration adheres to a solid band of material and does not have anything hanging from it.
- Exception:** A small name tag is permitted.
- Micklem bridles may be used at any level where snaffles are permitted. They are not permitted for use as a double bridle. Bit clips or lunging rings are not permitted (see diagram).
  - Metal clips are permitted on the throatlatch or cheek attachments of anatomical bridles but are not permitted on bits or bit rings.
  - Poll relief bridles are permitted.



#### **ARTICLE E 4.2.1 SNAFFLE BRIDLE**

1. Required in all tests and warm-up for Introductory Training Level, First and Second Level.
2. Required in FEI Childrens and FEI Pony classes.
3. Required for FEI 4-, 5- and 6-year-old classes.
4. Required in materiale classes.
5. Optional at Third Level through Grand Prix at EC competitions.
6. Snaffle bridles are always optional in the FEI Junior Preliminary test.
7. For permitted bits, see 4.3 and 4.4 diagrams.
8. For permitted nosebands, see 4.2.3 diagrams.

**Note:** For bridle rules at FEI competitions, see FEI Rules.

**Note:** A horse's noseband must not be over tightened. It must be possible to place at least one finger between the horse's cheek and the noseband. Nosebands must never be used in such a way that they interfere with the horse's breathing. If it is deemed to be tight enough to cause pain or discomfort when presented at the tack check, or



seen in the warmup or anywhere on the event location, the steward or his/her appointee will consult with the judge and ask the athlete to loosen it before riding any further tests. Failure to comply with this request will result in disqualification.

#### **ARTICLE E 4.2.2 DOUBLE BRIDLE**


1. Double bridles are optional in all tests and warm-up for Third Level through Grand Prix at EC competitions including EC Championships.
2. U25 competitors may use either a snaffle or double bridle at Intermediate II but must use a double bridle at Grand Prix 16-25 and Grand Prix Freestyle.
3. A double bridle must have a cavesson or comfort noseband with throatlatch and bridoon and curb with curb chain. All other versions of a cavesson noseband, e.g. crescent nosebands, are not permitted with a double bridle. Neither a cavesson noseband or curb chain may ever be as tightly fixed as to harm the horse.
4. For permitted bits, see 4.3 and 4.4.1 diagrams.
5. For permitted nosebands, see 4.2.3 diagrams.

**Note:** For bridle rules at FEI competitions, see FEI rules.

**Note:** A horse's noseband must not be over tightened. It must be possible to place at least one finger between the horse's cheek and the noseband. Nosebands must never be used in such a way that they interfere with the horse's breathing. If it is deemed to be tight enough to cause pain or discomfort when presented at the tack check, or seen in the warmup or anywhere on the event location, the steward or his/her appointee will consult with the judge and ask the athlete to loosen it before riding any further tests. Failure to comply with this request will result in disqualification.

## ARTICLE E 4.2.3 DIAGRAMS FOR PERMITTED NOSEBANDS

The images below are examples only, and similar nosebands which produce the same effect on the horse are also allowed.




1. Dropped noseband



2. Cavesson noseband



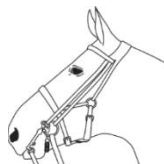
3. Flash noseband



4. Crossed noseband/  
Figure of 8 noseband/  
Mexican noseband



5. Comfort noseband with snaffle  
bridle (with or without flash)



6. Comfort noseband with  
double bridle

(1, 3, 4, 5 and 7 are not permitted when a double bridle is used.)

### 7. Crescent Cavesson

**Note:** Crescent cavessons are not with double bridles.

**Note:** Crescent cavessons and Figure of nosebands are not permitted in FEI Young classes.

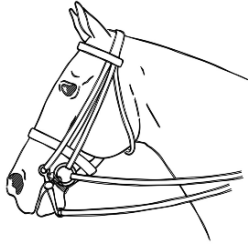


permitted

eight  
Horse

#### **ARTICLE E 4.2.4 EXAMPLE OF DOUBLE BRIDLE, FEI Article 428.1**

Example of double bridle with cavesson noseband, bridoon bit and curb with curb chain



#### **ARTICLE E 4.3 BITS AND DIAGRAMS**

1. Only those bits pictured in this rulebook are approved for use in EC dressage competitions. The diagrams shown are examples of approved bits, they do not include every bit available. Bits of a similar design, with similar effect on the horse, are allowable as long as they conform to E.4.3. This can include the combining of parts of bits i.e. hanging cheek snaffle with rotating mouthpiece. See also E.4.2 reference to USEF Annex A.
2. A Dr. Bristol snaffle, defined as a snaffle with a flat centre link that does not lie in the same plane as the rest of the bit, is not permitted.
3. Locking snaffles are not permitted.
4. All bits must be smooth with a solid surface and no sharp edges on center links. Snaffles and curbs bits with smooth ridges are permitted. Bits must not place mechanical restraint on the tongue.
5. Corkscrew or twisted bits are not permitted.
6. Bits may contain more than one metal.
7. Snaffle bits, must be made of metal, durable plastic, synthetic material or flexible rubber.
8. Bits with manufactured rubber-covered centre links are permitted.
9. All bridoon and curb bits must be made of metal, durable plastic or synthetic material and may be covered with latex/rubber.
10. Curved snaffles and bridoons are permitted.
11. The mouthpiece of a snaffle may have up to two joints. A bushing or coupling is permitted as the center link in a double-jointed snaffle, however, the surface of the center piece must be solid with no moveable parts other than a roller.
12. Snaffle bits may be used with loose ring, D-Ring and Eggbutt cheeks. Single or double-jointed snaffles may also be used with upper or lower cheeks, hanging cheeks, full cheeks or Fulmer cheeks. Upper cheeks may be used with or without “keepers”. Loose rings may have a sleeve fitted around part of the ring.
13. Bits are made of metal, durable plastic or synthetic material and are usually coloured silver, gold or white. Modern bits include blue and other colours which are permitted.


14. Bits must not place mechanical restraint upon the tongue. The diameter of the mouthpiece of the bridoon/snaffle and/or curb must be such so as not to hurt the Horse.

**Bit Dimensions:**

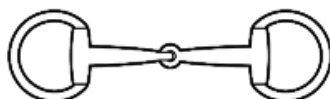
- Snaffle and bridoon rings: the inside dimensions must be between 3.5cm and 10.16cm
- Minimum bit diameters where the bit connects to the cheek or ring:  
Ponies: 10mm for snaffles and bridoons;  
Horses: 10 mm for snaffles and bridoons; 12 mm for curbs.  
Exception: In FEI Young Horse classes, the minimum bit diameter is 14mm.
- The upper cheekpieces must not exceed 5cm or be longer than the curb lever arms measured below the mouthpiece which should not be more than 10cm when the mouthpiece is in the uppermost position.
- Athletes can approach the steward during a competition to get clarification on whether their bit is permitted. Contravention of bit rules will result in elimination.

**ARTICLE E 4.4 APPROVED SNAFFLE BITS**

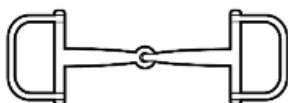
For further details refer to E.4.3.1.



1. Loose ring snaffle



2. Egg-butt snaffle




3. Racing snaffle D-ring



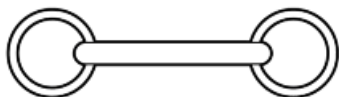
4a. Snaffle with jointed mouthpiece where middle piece should be rounded.



4b. Snaffle with jointed mouthpiece where middle piece should be rounded.



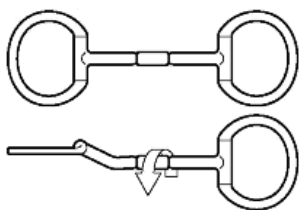
4c. Snaffle with jointed mouthpiece where middle piece should be rounded.



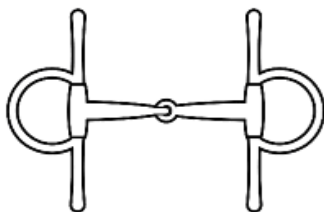
5. Straight bar snaffle permitted also with mullen mouth and with egg-butt rings.



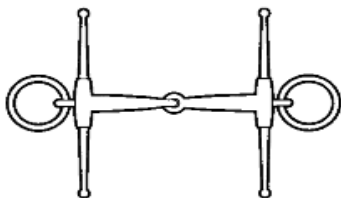
6. Double jointed snaffle with centrepiece with a roller



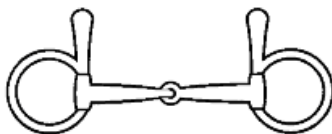
7. Snaffle with rotating mouth piece




8. Egg-butt snaffle with cheeks  
(with or without "keepers")



9. Loose ring snaffle with cheeks  
(with or without "keepers")



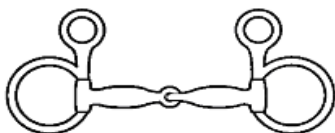
10. Snaffle with upper cheeks only  
(with or without "keepers")



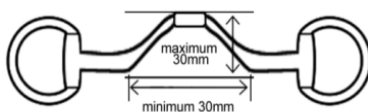
11. Hanging cheek snaffle



12. Baucher hanging cheek snaffle



11. Hanging cheek snaffle









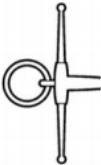
13. Tongue relief snaffle with rotating  
mouthpiece or rotating coupling as  
shown in diagram #7






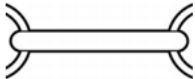

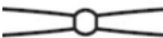


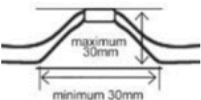
14. NS Verbindend

The following cheekpieces and mouthpieces may be used interchangeably with the allowable bits shown.

Cheek Pieces:

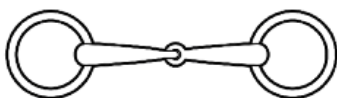
		
Ex. of Loose Ring cheek	Ex. of Eggbutt cheek	Ex. of D-Ring cheek
		
Ex. of upper cheek	Ex. of full cheek	Ex. of hanging cheek
		
Ex. of Fulmer cheek		

Mouthpieces:

		
Ex. of single jointed mouthpiece	Ex. of double jointed mouthpiece	Ex. of double jointed mouthpiece
		
Ex. of unjointed mouthpiece	Ex. of barrel joint	Ex. of ball joint
		
Ex. of double ball joint	Ex. of centrepiece with a roller	Port deviation measurements

## ARTICLE E 4.4.1 APPROVED DOUBLE BRIDLE BITS

For further details refer to E.4.3.1.



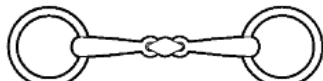
1. Loose ring bridoon bit



2.a Bridoon bit with jointed mouthpiece where the middle piece should be rounded.



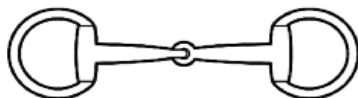
2b. Bridoon bit with jointed mouthpiece where the middle piece should be rounded.



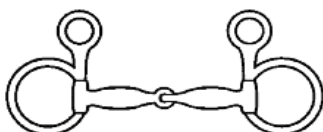
2c. Bridoon bit with jointed mouthpiece where the middle piece should be rounded.




2d. Bridoon bit with rotating middle piece.



3. Egg-butt bridoon bit.



4. Bridoon bit with hanging cheeks.



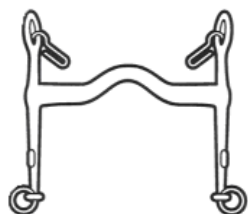
5. Half-moon curb bit



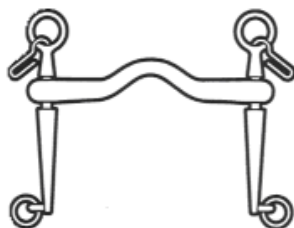
6. Curb bit with straight cheeks and port.



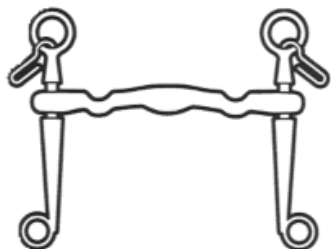
7. Baucher hanging cheek



7. Curb bit with straight cheeks and port.



8. Curb bit with port and sliding mouthpiece (Weymouth)



9. Variation of bits 6, 7 and 8.



10. Curb bit with S-curved cheeks.

A curb bit with rotating lever arms is also allowed.



11. Curb chain (metal or leather or a combination)



12. Lip Strap



13. Leather cover for curb chain.



14. Sheepskin or synthetic sheepskin cover for curb chain

#### ARTICLE E 4.5 TONGUE TIE

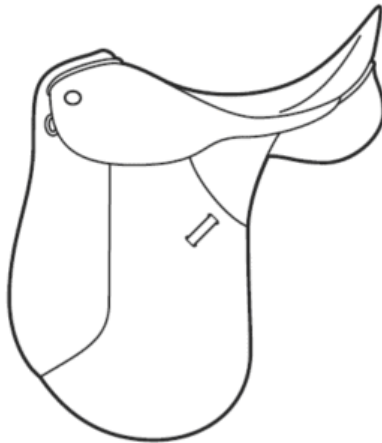
A horse's tongue tied down will result in disqualification from the competition.



#### **ARTICLE E 4.6 SADDLES**

1. A dark coloured English saddle with a girth, stirrups or safety stirrups are compulsory at Introductory through Fourth Level.
2. Dressage saddles are required in FEI classes. The saddle must be well fitting and have long, near-vertical flaps.
3. An English-type saddle may be assembled with or without a tree but cannot have a horn, swell, gallerie, or open gullet.
4. Australian, Baroque, Endurance, McClellan, Spanish, Stock or Western saddles are not permitted nor are modified versions of these saddles.
5. Leather or fabric/synthetic saddles are permitted.
6. Saddle covers are not allowed at any level.
7. If a saddle pad is used, it must be solid white, off white, grey, black or other conservative colour. It may have piping of a different colour to the pad. Striped or multi-coloured pads are not permitted.
8. Pommel straps are allowed.

Example of permitted Dressage saddle



## ARTICLE E 4.7 STIRRUPS

1. Stirrups must be used.
2. Stirrups and safety stirrups (as shown) must have closed branches, and no attachments. The foot must not be fully or partially enclosed and must in no way be attached to the stirrups including but not limited to, elastic, string or magnets. Safety stirrups may have an opening on the outside branch.
3. Kvall stirrups are not permitted  
**Exception:** For rules regarding athletes with a physical and / or visual impairment, see: Chapter 6.



## ARTICLE E 4.8 WHIPS

1. A whip may be carried in all levels at Bronze, Silver and Gold competitions.
2. Whips may not be carried in championship classes at championships competition or national team selection trial arenas.  
**Exception:** Ladies riding sidesaddle may always carry a whip. See Chapter 5, Sidesaddle.  
**Exception:** in indoor championships where there is insufficient room for the competitors to exit and re-enter when the bell is rung, competitors are permitted to hand off their whip before the start of the test.  
**Exception:** Para Equestrians riding in able bodied championships may carry a whip if it is listed on his/her EC Para-Dressage Dispensation Certificate or the EC Classification Master List.
3. The total length of the whip (including lash), used while mounted on a horse at any EC-sanctioned dressage competition, must not exceed 120 cm.
4. The total length of a whip (including lash), used while mounted on a pony at any EC-sanctioned dressage competition, must not exceed 100 cm.
5. Telescoping whips are not permitted.
6. The following whips are permitted in the schooling areas:
  - a) A standard lungeing whip, when lungeing an unmounted horse only.
  - b) A competing athlete mounted on a horse may be assisted by a ground person using a whip no longer than 1.80 meters including lash (to be used only by one person on the ground) for in-hand work only.
7. The use of a whip with any attachment other than the originally manufactured lash, is not permitted in the competition arena(s) or schooling areas.

## ARTICLE E 4.9 MISCELLANEOUS EQUIPMENT

### A. Allowed in warm-up area only – forbidden in competition

1. Leg boots and bandages  
**Exception:** Leg boots and bandages are permitted in EC Bronze competitions.
2. Seat covers
3. Running Martingales.
4. Only unmounted horse may be lunged. One lunge line only is allowed and may be attached to a snaffle bridle/bridoon or lunging cavesson. Single direct side

reins or double side reins (triangle) are permitted. No other lunging devices may be used. Attaching the lunge line to a curb bit is not permitted.

5. Equine nasal strips
6. Two way communication devices provided that the athlete uses only one ear piece to enable him/her to hear any directions from the steward.
7. Removable hoof boots.

**B. Approved for competition but requiring permission**

1. Net relief for head shakers (See 4.12.2).
2. Athletes with documented hearing impairment or those competing in the Master Classes may use headsets only if the competition organizer is able to appoint a supervisor to stand with the caller. A doctor's certificate indicating the athlete's hearing impairment must be submitted with the competition entry and the steward and judge must be advised. For Para Dressage athletes refer to E.6.2.

**C. Approved for competition – no permission required**

1. Breastplates, foregirths, bucking straps, girth covers, sternum relief girths, sternum relief pads, ergonomic girths and cruppers.
2. Ear hoods are permitted and may also provide noise reduction. However, ear hoods should be discreet in colour and design, and must not cover the eyes. Ear hoods may not be attached to the noseband.
3. Fly Armor fly protection bands are permitted only on the crown piece or nosebands.

Note: The steward may ask to have the Fly Armor removed at the tack check.

4. Non-restrictive nose fly guards.
  5. If glue-on shoes are used, they must be of a neutral or black colour.
- Note:** After completion of the test, the athlete or their representative is responsible for removing the ear net (fly hood), fly guard, and ear covers if requested by the steward to allow a thorough inspection to ensure that nothing prohibited has been added (e.g. ear plugs).

**Note:** Tack which is designed to facilitate the comfort of the horse or the safety of the athlete in the competition arena or warm-up area is permitted as long as it does not contravene Equestrian Canada tack rules. Not permitted are gadgets designed to affect the performance of the horse (i.e. bit burrs).

**D. Equipment forbidden from being used on the show grounds**

1. Martingales (other than running), bit guards, bit burrs, tongue tie, any kind of gadgets (such as bearing, side, running or balancing or draw reins, etc.) and any form of blinkers, ear plugs, illegal spurs are strictly forbidden from being used on the show grounds at any time during the competition. Contravention of this rule will incur elimination or disqualification at the discretion of the ground jury.
2. The use of equine body tape, bands (equi-taping, Kinesio tape), or adhesive discs are prohibited.
3. The use of "belly bands" is forbidden.
4. Any piece of tack that impairs the ears to move freely is forbidden.

**Exception:** Any equipment which is designated to facilitate the comfort of the horse is permitted in the stable. i.e. ear plugs would be allowed in the stable but never in the warm-up or competition arena.

**E. Para Dressage Approved Equipment** (See Chapter 6 for complete details)

1. Curved Whips

2. Split or joined reins
3. Elastic rein inserts
4. Reins run through D-rings on saddle or breastplate
5. Knotted reins and rein stops
6. Looped and ladder reins
7. Connecting rein bars

#### **ARTICLE E 4.10 BOOTS AND BANDAGES**

A horse or pony may wear boots or bandages anywhere on the competition grounds except in the competition arena.

**Exception:** Boots (including bell boots) or bandages are permitted in EC Bronze competitions, non-EC classes and at prize giving ceremonies

#### **ARTICLE E 4.11 MUDDY FOOTING CONDITIONS**

1. In the event of extreme, wet, muddy and slick conditions, permission may be given for horses to wear boots and/or bandages in the competition arena. It is up to the judge in consultation with the Organizing Committee and senior steward to make this decision.
2. Permission to use boots and/or bandages must be announced frequently and may not be given after the start of a class.
3. Stewards may, but are not obligated to inform athletes of this option prior to entering the competition arena.
4. The Organizing Committee must post signs indicating this option in the stabling area. It is entirely the athlete's decision whether to use or not to use boots and/or bandages and it is the athlete's responsibility to decide whether to compete or not in unstable footing.
5. It is to be understood that the OC, judges and stewards are not responsible for any injury that may occur while riding in footing deemed unstable regardless of the options given to protect the horses' legs.
6. Stewards may have any boots or bandages removed as part of the tack check.

#### **ARTICLE E 4.12 NOSE FLY GUARDS AND NET RELIEF FOR HEAD SHAKERS**

1. Non-restrictive nose fly guards are allowed.  
**Note:** Athletes may be asked to dismount and remove or have their groom remove their horse's face / nose covering at the tack check to allow a thorough inspection of the net and fly guard.
2. Net relief masks are permitted for documented head shakers providing the athlete, submits a written letter, along with a veterinary recommendation/certificate to the Competition with their entries prior to competing. A copy must also be provided to the steward. The net relief mask must be properly adjusted at all times.

#### **ARTICLE E 4.13 FALSE TAILS**

1. If an athlete wishes to compete on a horse with a false tail, they may do so but must inform the steward at the tack check so that an inspection can be made.
2. No weights may be used in a false tail. It must be made from horse hair or the equivalent in synthetic fabric and must be the same as the horses natural tail colour.

**Note:** For false tail rules at FEI competitions see FEI Rules for Dressage Events Art 428.4 False Tails.

#### **ARTICLE E 4.14 PULLED SHOE / BROKEN EQUIPMENT**

1. In the event of equipment breaking or a horse casting a shoe during judging of a class, no time out is permitted.
2. In the event of equipment breaking or a horse casting a shoe during the warm-up a judge may permit re-scheduling.

#### **ARTICLE E 4.15 TWO WAY COMMUNICATION DEVICES**

The use of two way communication devices in one ear is only allowed in the warm-up area. If such a device is used in the competition arena, the athlete will be eliminated.

**Exception:** See Article E4.9A.8.

#### **ARTICLE E 4.16 TACK CHECK**

**Note: Effective 2022 organizing committees in agreement with their steward(s) may hold random or compulsory tack checks at all competitions.**

1. a) At Platinum competitions, all CDI classes must have mandatory tack checks. For Gold/Silver/Bronze classes at the same competition, it is possible to hold random tack checks if the competition management and stewards are in agreement.  
b) Any classes that have the possibility of being used as a qualifier for an identified event/team/program as set out in their individual criteria e.g. NAYC must have mandatory tack checks.
2. Athletes identified for a tack check must report, still mounted, to the steward or his/her representative for a tack check immediately upon leaving the competition arena. The athlete may not remove any equipment or clothing before the steward has conducted his/her inspection.  
**Exception:** An athlete may, of course, dismount and remove their hat and jacket in the case of illness or feeling faint.
3. The steward or his/her representative is responsible for ensuring that saddlery and dress regulations are followed. The steward may ask for ear covers, nose nets, Fly Armor and boots or bandages, if used, to be removed to allow for inspection.
4. At the tack check, the athlete may be asked to dismount to allow inspection of their headgear.
5. Athletes are welcome to approach the steward and ask for saddlery/dress rule clarifications at any time prior to riding their test.
6. An athlete who is eliminated or retires during a test must still report to the steward for a possible tack check.
7. Competitions that decide to offer random tack checks must, at a minimum check the tack on 30% of competitors. This can be completed by identifying specific classes to check or it may be completed by checking 30% of competitors from each class. This decision is at the discretion of the Competition in collaboration with their stewards.
8. Following a random tack check process will allow stewards extra time to monitor the warmup rings and the stabling area for horse welfare concerns.
9. Riders are encouraged to request a tack check if they have questions on tack requirements.

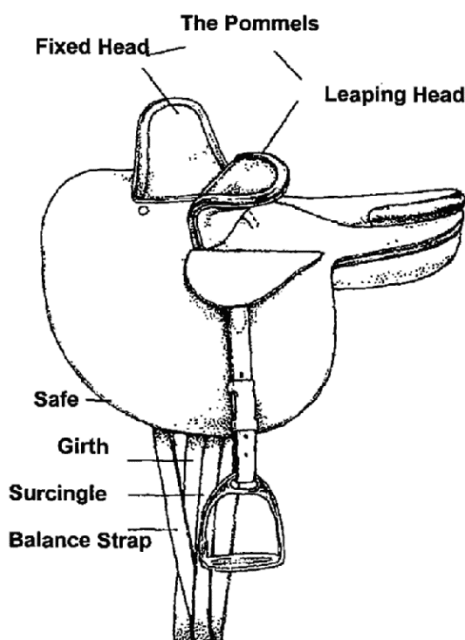
10. Stewards may check any dubious equipment (especially the tightness of nosebands) anywhere on the competition grounds, including the warm-up and schooling areas.

## **CHAPTER 5 SIDESADDLE**

### **ARTICLE E 5.1 SIDESADDLE**

For all dressage classes, a black or brown English type sidesaddle must be used.

#### **ARTICLE E 5.1.1 PARTS OF THE SIDESADDLE**



### **ARTICLE E 5.2 STIRRUPS/STIRRUP BAR**

Side saddles must be equipped with one or more of the following:

1. Break away safety stirrup bar
2. Traditional side saddle safety stirrup
3. Breakaway safety stirrup leather

### **ARTICLE E 5.3 BRIDLES AND BITS**

The bridle and bit(s) must be appropriate to the test levels ridden see 4.2, 4.3 and 4.4.

### **ARTICLE E 5.4 SPURS**

A single spur may be worn. For a correct description of permitted spur(s) see 4.1.8.

### **ARTICLE E 5.5 WHIPS**

A whip may be carried at all test levels in Bronze, Silver and Gold competitions and

all championships. The total length of the whip, including lash, must not exceed 120 cm for horses and 100cm for ponies. A telescoping whip is not permitted. A sidesaddle cane may be carried to provide aids in place of the leg astride. It must not exceed 92 cm (excluding any L shaped handle) in length and must be black or brown in colour.

#### **ARTICLE E 5.5.1 SIDESADDLE CANE**



#### **ARTICLE E 5.6 RIDER POSITION**

Sidesaddle athletes should sit so that their spine is directly over the horse's backbone. The athlete's body should be erect and supple; shoulders level and square with the horse and the hips square. The right thigh should lay comfortably along the saddle with the lower leg resting relaxed against the safe of the saddle, perpendicular to the ground, the ankle against the horse's shoulder. The left leg should be positioned with a hand width between thigh and leaping pommel. Emergency grip is obtained when the left heel is raised and the thigh contacts the leaping pommel. The athlete applying pressure against the shoulder with her right calf / ankle and right thigh against the top pommel will obtain "Purchase".

The position of the hands should be the same as astride, however allowance must be made for the height of the two pommels.

#### **ARTICLE E 5.7 TROT**

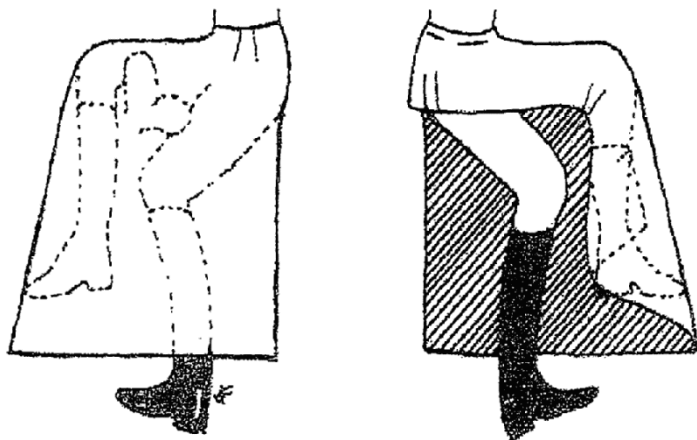
All trot movements are to be executed sitting. The athlete should keep the saddle steady with no sideways motion.

#### **ARTICLE E 5.8 DRESS**

1. All athletes, regardless of age or level of competition, must wear Safety approved protective headgear at all times when mounted at any EC-sanctioned Dressage competition at the event location. At the tack check, the athlete may be asked to dismount to allow inspection of their headgear.
2. The sidesaddle habit must consist of conservative colours, black, brown, navy, green or maroon with dark coloured breeches. An informal habit consisting of a dark coloured jacket and solid coloured apron of conservative dark colours will also be accepted. The outfit jacket should consist of a fitted jacket, falling just below the hips and a sidesaddle safety apron. The length of the apron should lie between 1-3" above the ankle seam of the left boot. The apron hem should be parallel to the ground and should completely cover the right foot.
3. Gloves of brown, black or white must be worn.
4. A long or short-sleeved riding shirt must be worn with a stock tie or tie.



## Sidesaddle Safety Apron



### ARTICLE E 5.9 RIBBONS AND AWARDS

Separate ribbons may be awarded at the discretion of the competition management. Championship and Reserve Championship ribbons to be awarded for Dressage as per 7.23, 7.24 and 7.25.

## **CHAPTER 6**

### **PARA DRESSAGE**

#### **ARTICLE E 6.1 OBJECTIVE OF PARA-EQUESTRIAN**

1. To provide and develop competition opportunities for equestrian athletes with physical and/or visual impairments.
2. To classify all athletes competing at silver and gold competitions with a functional profile and grade. This classification enables the athletes to compete on an equitable basis using permitted compensating aids according to his/her respective degrees of impairment, and provides suitable tests at each grade for competition.

#### **3. GRADES FOR ATHLETES**

- 3.1.** Grade I: Athlete has a severe impairment affecting all limbs and trunk. The Athlete usually requires the use of a wheelchair. They may be able to walk with an unsteady gait. Trunk and balance are severely impaired.
- 3.2.** Grade II: Athlete has either a severe impairment of the trunk or minimal impairment of the upper limbs or moderate impairment of the trunk, upper and lower limbs. Most Athletes in this Grade use a wheelchair in daily life.
- 3.3.** Grade III: Athlete has severe impairment in both lower limbs with minimal or no impairment of the trunk or moderate impairment of the upper and lower limbs and trunk. Some Athletes in this Grade may use a wheelchair in daily life.
- 3.4.** Grade IV: Athlete has a severe impairment or deficiency of both upper limbs or a moderate impairment of all four limbs or short stature. Athletes in Grade IV are able to walk and generally do not require a wheelchair in daily life. Grade IV also includes Athletes having a visual impairment equivalent to B1 with very low visual acuity and/or no light perception.
- 3.5.** Grade V: Athlete has a mild impairment of movement or muscle strength or a deficiency of one limb or mild deficiency of two limbs. Grade V also includes Athletes with visual impairment equivalent to B2 with a higher visual acuity than visually impaired Athletes competing in Grade IV and/or a visual field of less than 5 degrees radius.
- 3.6.** Grade VI: Athlete is deemed “Not Eligible” as a result of the Classification process. Athlete has a minor disability and is able to compete in able-bodied dressage classes with an approved compensating aid.

#### **ARTICLE E 6.2 CONDITIONS OF PARTICIPATION**

1. **Athlete Classification:** It is a condition of participation that the athlete has a permanent, verifiable and measurable physical or visual impairment that is supported by medical evidence and satisfies the minimal impairment criteria.
2. All athletes wishing to compete at silver and or gold competitions must undergo athlete evaluation by two national accredited Para-Dressage classifiers before they may take part in a competition. An athlete will be allocated a grade for competition based on his/her functional profile as described in the FEI PE Classification Manual;

<https://inside.fei.org/fei/disc/para-dressage/classification> .

This functional profile may need to be re-assessed or reviewed periodically. Classifiers determine the frequency of the re-evaluation schedule. An athlete

with supporting medical documentation can also ask to be re-evaluated if his/her condition deteriorates or improves.

3. Athletes with a physical or visual impairment who use compensating aids and compete at EC sanctioned competitions must have either an EC Para-Dressage Dispensation Certificate or be listed on the EC Classification Master List. The EC Para-Dressage Dispensation Certificate and/or the EC Classification Master List must identify the compensating aids that the athlete is permitted to use in competition.
4. All classified athletes (Bronze to Platinum) may use the following standard compensating aids. These aids do not need to be listed on the EC Para-Dressage Dispensation Certificate or EC Classification Master List.

Standard Compensating Aids:

- Salute with head only
- Trot can be sitting or rising
- Gloves
- Spurs
- Saddle - any type
- Soft hand hold
- Deep saddle
- Elastic bands on stirrups
- Enclosed stirrups
- 1 whip (a total maximum length of one hundred twenty centimetres -120 cm-) as a standard compensating aid. The whip can be curved, the measurement should be from the tip to the point of the whip, not along the curve.
- Breast plate and/or neck strap
- Joined reins and elastic rein inserts are standard compensating aids for all Athletes. Joined reins must have a minimum of 30cm from the bit to the join in the rein. It must be formed into a single rein in the Athlete's hand.
- Elastic inserts in reins
- Safety vest (including inflatable)
- Magnetic stirrups

Refer to FEI Para Dressage rules and FEI Classification documentation for FEI standard and profile specific compensating aids (<https://inside.fei.org/fei/disc/para-dressage/classification/documentation>).

5. All other compensating aids MUST be listed on the EC Para-Dressage Dispensation Certificate and / or EC Classification Master List.
6. Classified athletes competing at EC Bronze level are permitted to compete with additional compensating aids provided the additional compensating aids are listed for the athlete on the EC Para-Dressage Dispensation Certificate and / or EC Classification Master List or on the FEI Master List.
7. Classified athletes competing at EC Silver and Gold level are permitted to compete with additional compensating aids provided the additional compensating aids are listed for the athlete on the EC Classification Master List or on the FEI Master List. **Exception:** Athletes with hearing loss may use the EC Para-Dressage Dispensation Certificate at Silver and Gold level competitions.

8. Athletes must submit copies of his/her EC Para-Dressage Dispensation Certificate and / or a copy of the EC Classification Master List with his/her entries and carry copies with them at all times while on the competition grounds.
9. Competition organizers must notify official(s) before the start of the competition that there is an athlete who will be competing with compensating aids and provide them with a copy of the EC Para-Dressage Dispensation Certificate and / or a copy of the EC Classification Master List.
10. The competition steward(s)/official(s) have the right and responsibility to inspect the compensating aids and declare whether a compensating aid is unsafe for the horse and / or athlete.
11. The athlete must be able to fall free from the horse at all times.
12. **Personal support staff:** Individual athletes are required to provide his/her own necessary personal support staff to enable them to compete, including callers and commanders.

### ARTICLE E 6.3 COMPETING IN A DIFFERENT GRADE

1. Athletes must compete in his/her assigned national or international grade.
2. If an athlete's grade changes as a result of reclassification, that athlete may choose to compete in the new grade from the date of reclassification, or may choose to compete in the original grade for a maximum of two months after the date of reclassification. The athlete must compete with the compensating aids relevant to the grade he/she has chosen to compete in.
3. Athletes competing at the EC Bronze level are not required to be classified therefore they do not need to compete at an assigned grade, but are encouraged to compete at the highest level of his/her ability.
4. When an athlete competing in his/her functional profile grade is reclassified by the classifiers, any qualification made at the higher grade may be handed down.
5. Where the entered grade is lower than the newly allocated grade, each of the athlete's test's final result will be reduced by ten (10) percentage points. Such a decision must be reported to the ground jury.
6. The athlete may only compete in a Championship in his/her newly assigned grade, providing that they meet the qualification requirements.

### ARTICLE E 6.4 PARA-DRESSAGE TESTS

1. **EC Bronze Competition Tests:** The following EC Para-Dressage National; FEI Introductory and RDA tests may be used in EC Bronze sanctioned competitions:
  - **Walk Tests (Level 1, Level 2, Level 3)** - For athletes who wish to compete at the walk.
  - **Walk/Trot Tests (Level 1, Level 2, Level 3)** - For athletes who wish to compete at the walk and trot.
  - **Walk/Trot/Canter Tests (Level 1, Level 2, Level 3)** – For athletes who wish to compete at the walk, trot and canter.
  - FEI Para Intermediate Test A (Grade I-V).
  - FEI Para Intermediate Test B (Grade I-V).
  - RDA Freestyle Tests (Grade I-V).
2. Athletes are not required to be classified to compete at EC Bronze sanctioned

competitions, they are required, however, to submit a completed EC Para-Dressage Dispensation Certificate if using compensating aids.

3. EC Silver and Gold Competition Tests: EC Silver and Gold sanctioned competitions may use the EC Para-Dressage National tests and/or the FEI Para-Dressage tests including the FEI Para Intermediate Test A (Grade I – V), and the FEI Para Intermediate Test B (Grade I – V).
4. **EC (FEI) Platinum Competition Tests:** EC Platinum Competitions must use the FEI Para-Dressage tests:
  - **FEI Para Novice Test A (Grade I – V)** - For CPEDI one star competition only.
  - **FEI Para Novice Test B (Grade I – V)** - For CPEDI one star competition only.
  - **FEI Para Freestyle (Grade I – V)** - For CPEDI one star competition only.
  - **FEI Para Intermediate Test A (Grade I – V)** - For CPEDI two-star competition only.
  - **FEI Para Intermediate Test B (Grade I – V)** - For CPEDI two-star competition only.
  - **FEI Para Intermediate Freestyle (Grade I – V)** - For CPEDI two-star competition only.
  - **FEI Para Grand Prix (Grade I – V)** - For CPEDI three-star competition only.
  - **FEI Para Grand Prix Special (Grade I – V)** - For CPEDI three-star competition only.
  - **FEI Para Grand Prix Freestyle Tests (Grade I – V)** - For CPEDI three-star competition only.
5. Athletes are required to be classified to compete at EC Silver, Gold or Platinum sanctioned competitions.
6. Please refer to the FEI website for FEI Para-Dressage tests.
7. Each grade has its own series of tests.

Technical and Freestyle to Music tests are graded according to suitability for the athletes in the five grades (I, II, III, IV and V). All grades should be included if possible. Only the current Para-Dressage tests may be used in official competitions.

  - **In Grade I tests**, athletes compete at walk. Athlete numbers in this grade should begin with a one (1).
  - **In Grade II tests**, athletes compete at walk and trot. Athlete numbers in this grade should begin with a two (2).
  - **Grade I and Grade II** athletes may be combined where there are less than four entries in either class. Each athlete competes in his/her grade and test results are calculated by comparing percentages.
  - **In Grade III Tests**, athletes compete at walk and trot. Athlete numbers in this grade should begin with a three (3).
  - **In Grade IV Tests**, athletes compete at walk, trot, with lateral work, and canter. Numbers in this grade should begin with a four (4).
  - **In Grade V Tests**, athletes compete at walk, trot and canter with lateral work. Numbers in this grade should begin with a five (5).
8. Arena size: All EC Para-Dressage tests are held in a 20m x 40m arena. FEI tests for Grades I-III are held in a 20m x 40m arena. FEI tests for Grade IV-V

compete, wherever possible, in a 20m x 60m arena.

9. All athletes with visual impairment may start the test from within the arena.
10. At EC dressage competitions, On the grounds of safety, athletes in Grade I, II, III and Profile 36 (totally blind) may be accompanied around the outside arena by the trainer or his representative before the Test starts. They may be led, but must not be schooled from the ground. This person may stand outside the arena on the field of play during the Test
11. Maximum Tests per day: All athletes of all grades may compete in a maximum of four tests per day. Within this four-a-day limit, athletes are allowed to compete both Para-Dressage and able-bodied tests. Horses may compete in a total of four tests per day regardless of grade or division.
12. In the event that the horse starts to defecate or urinate, the clock will be stopped until the horse is ready to continue at which point the clock will be restarted.
13. All athletes may salute with a nod of his/her head only. Headgears must not be removed at the salute, and contact must be maintained on the reins.

## **ARTICLE E 6.5 THE POSITION AND AIDS OF THE ATHLETE**

*Wherever able, athletes should follow the guidelines as set out in Article E 1.20*

1. Wherever possible the athlete should follow the objective and general principles of dressage. However, as athletes with impairments do not have the use of the entire body, all references to the aids must be interpreted to include the use of other parts of the body and/or appropriate and approved compensating aids.
2. The athlete will try to be well balanced and steady in the saddle, conforming as far as possible to the FEI definition of an athlete's position. This position makes it possible for the athlete to school/ride the horse progressively thereby correctly showing that all the movements and transitions can be obtained with as little effort from the athlete as possible. The aids that communicate the wishes of the athlete to the horse are of great importance in dressage.
3. Where possible, athletes will ride with both hands at all Para-Dressage events when executing any official Para-Dressage tests published by the FEI or EC.
4. When leaving the arena at a walk on a long rein, after having finished his/her performance, the athlete may, at his/her own discretion, ride with only one hand. If foot reins are used, neither the hands nor arms may be used.
5. Voice – athletes in Grades I, II and III may use his/her voice as an aid whilst riding in his/her allocated grade, provided they do so in moderation. Athletes in Grades IV and V may not use his/her voice at any time during the execution of his/her test.
6. Once a test has started the athlete shall not speak to any other person, unless spoken to by the judge. Such a fault will be penalized by the deduction of at least two (2) marks by each judge from those that would otherwise have been awarded for the movement where the voice was used.

## **ARTICLE E 6.6 COLLECTIVE MARKS**

1. Collective marks on Para-Dressage tests differ slightly from collective marks in able-bodied tests. Movements, and certain transitions from one (1) movement to another, which have to be marked by the Judges, are numbered on the Judge's sheet.
2. They are marked from zero (0) to ten (10) by each Judge, zero (0) being the lowest and ten (10) the highest mark.

3. For the scale of marks see E.9.7.10.a) b) c).
4. “Not executed” means that practically nothing of the required movement has been performed.
5. Collective mark - After the Athlete has finished their performance, a collective mark is allocated for “General Impression”
6. The collective mark, as well as certain difficult movements, can be given a coefficient, which is fixed by the FEI.

## **ARTICLE E 6.7 ERROR OF TEST/ELIMINATION**

**The following replace or are in addition to the information stated in Article E 9.3 Error of Test and Article E 9.5 Elimination from a Class Error of Test**

1. Each of these errors incur two (2) penalty points which are not cumulative and therefore do not result in elimination:
  - **Sound of the Bell:** Entering the dressage arena before the sound of the bell; not entering the dressage arena within sixty (60) seconds after the bell, but within one hundred and twenty (120) seconds. If an Athlete does not enter the arena within 120 seconds of the bell being rung, the Athlete will be eliminated.
  - **Discrepancy in Dress Rules:** Entering the arena with boots on the horse’s legs or a discrepancy in the dress rules. If the test has already started before the discrepancy has been noticed, the Judge at C stops the Athlete and if needed and possible, an assistant may enter the arena to remove the item(s). Once the items have been removed, the athlete may continue his/her test, either by starting from the beginning (from inside the fence) or from the movement where he/she was stopped. The marks given before he/she stopped are not changed.
  - **Resistance** - Resistance may last no longer than 60 seconds. However, resistance that may endanger athlete, horse, officials or members of the public may result in elimination for safety reasons see below point 2.
  - **Horse Leaving the Arena:** Athlete directing the horse to the outside of the arena. In the case of a horse being unintentionally directed to leave the arena with all four feet where the boards are continuous, the steward or other suitable person will remove one or more boards to allow the athlete to re-enter the arena safely.

### **Errors for Freestyles**

- **Disallowed Movements:** An athlete intentionally showing disallowed paces or movements during the execution of the freestyle test will have eight (8) marks deducted by each judge each time a disallowed movement is shown, and the choreography mark will be five (5) or below but will not be eliminated. The decision of the judge at C will be final in such cases.
- **Required Movements:** The test sheet shows a list of required movements that must be included in the test. If a required movement has been omitted, the judge(s) will each give zero (0) for that movement. The mark for choreography will also be affected. The decision of the judge at C will be final.
- **Discussions:** Once a test has started the athlete shall not speak to any other person, unless spoken to by the judge. Such a fault will be penalized by the

deduction of at least two (2) marks by each judge from those that would otherwise have been awarded for the movement where the voice was used.

2. Elimination from a Class

Each of the below situations will result in elimination:

- **Fall:** Fall of horse and/or athlete
- **Entering Arena:** Entering the dressage arena after 120 sec
- **Horse Leaving Arena:** A horse leaving the arena completely, with all four feet and in a willful manner, causing the athlete to lose control, however, if the athlete directs the horse to the outside of the arena or the arena is not fully boarded, the horse is not automatically eliminated. The decision is that of the judge at C. Such incidents will incur a two (2) point deduction of the marks. In the case of a horse being unintentionally directed to leave the arena with all four feet where the boards are continuous, the steward or other suitable person will remove one or more boards to allow the athlete to re-enter the arena safely.
- **Resistance:** Resistance which lasts over sixty (60) seconds. Resistance that endangers the athlete, horse, officials or members of the public will result in immediate elimination for safety reasons
- **Outside Assistance:** Any outside assistance or intervention, including coaching by voice, signs etc., may result in elimination, at the discretion of the president of the ground jury or the judge at C.
- **Blood:** Presence of blood also see Art E 9.5: If the Judge at C suspects fresh blood anywhere on the horse during the test, they will stop the horse to check for blood. If the horse shows fresh blood, it will be eliminated. If the Steward discovers fresh blood in the horse's mouth or in the area of the spurs during the equipment check at the end of the test, they must inform the Judge at C, who will eliminate the horse and the athlete. If there is blood on the horse, the onsite veterinarian is to be called to decide if the horse is fit to continue in additional classes at the event. If the horse is eliminated pursuant to the above, or if the horse is injured during the test and starts bleeding after finishing the test, it should be examined by an onsite veterinarian prior to the next class to determine if it is fit to continue in the event.
- **Schooling:** At Silver and Gold Championships, schooling of horses may only be done by the competing athlete from his/her arrival on the show grounds until his/her last class ridden, under penalty of elimination, with the exception of Grade I, II and III Classified Para-Dressage athletes (See 6.10.1.1. below) A groom mounted in the saddle may walk the horse on a long rein.

## ARTICLE E 6.8 OTHER OUTSIDE ASSISTANCE

1. Any outside assistance or intervention, including coaching by voice, signs etc., may result in elimination, at the discretion of the president of the ground jury or the judge at C.
2. In cases where an athlete stops the test and receives outside assistance in order to turn a temporarily unsafe situation back into a safe situation (e.g. in case of a lost stirrup, broken equipment or broken compensating aid), each judge



should give zero (0) for the particular movement, but allow the athlete to continue his/her test when the unsafe situation is resolved. However, if the dangerous situation persists, it shall remain the discretion of the judge at C to eliminate the combination. The athlete's trainer or representative may stand near the competition arena to relay the judges' instructions, if necessary.

3. For Grade I, II and III, helpers (maximum four in total including the trainer or other personnel as described above) may be placed in corners outside the arena for safety reasons. Each helper must stand as directed by the Steward to ensure they do not impede the view of the Judges. In an emergency, they may give physical assistance. Penalties will be at the discretion of the Judge at C, who may eliminate the Athlete either at the time, or at the conclusion of the Test. Any outside assistance other than in case of emergency, will be considered as unauthorised assistance (see FEI article 8430.14.1) and must result in elimination.
4. For Grade I, II and III, if circumstances allow, a companion horse may stand adjacent to the arena.
5. All athletes with visual impairment may start the test from within the arena.

#### **ARTICLE E 6.9 THE FREESTYLE TEST**

1. The freestyle tests are competitions that can be used by all grades at all levels. Each grade has its own test.
2. Grade I - III freestyle tests must be no shorter than four minutes and no longer than four minutes and 30 seconds. Tests are performed in a 20m x 40m arena.
3. Grade IV - V freestyle tests must be no shorter than four minutes 30 seconds, and no longer than five minutes, and may be ridden in a 20m x 40m or 20m x 60m arena. The music must not start more than twenty (20) seconds before the athlete enters the arena, and the music must cease at the final salute.
4. A halt and salute on the center line facing the judge at C at the beginning and end of the test is compulsory. The test time will start when the athlete moves off from the first halt and finishes at the final halt.
5. Prohibited Movements
  - 5.1 Athletes riding in Grade I and II may not show canter, piaffe or passage.
  - 5.2 Athletes riding in Grade III may not show piaffe or passage and only show canter work that does not include lateral work, flying changes, half or full pirouettes.
  - 5.3 Athletes riding in Grade IV may not show piaffe, passage, sequence changes or half or full canter pirouettes.
  - 5.4 Athletes riding in Grade V may not show piaffe, passage, one time or two times sequence changes or full pirouettes.
  - 5.5 An athlete intentionally showing disallowed paces or movements during the execution of the test will have eight (8) marks deducted by each judge each time a disallowed movement is shown, and the choreography mark will be five (5) or below but will not be eliminated. The decision of the judge at C will be final in such cases.
6. The test sheet shows a list of required movements that must be included in the test. If a required movement has been omitted, the judge(s) will each give zero (0) for that movement. The mark for choreography will also be affected. The decision of the judge at C will be final.
7. In case of equality of percentages in a Freestyle Test for the first three (3)

places, the higher artistic marks will decide on the better placing. Should the artistic mark be the same, the higher mark for harmony will decide. If still tied, the higher mark for choreography will decide. In the case of equality of marks for the remaining places, the Athletes are given the same placing.

#### **ARTICLE E 6.10 THE SCHOOLING AND SHARING OF HORSES**

1. At Silver and Gold Championships, schooling of horses may only be done by the competing athlete from his/her arrival on the show grounds until his/her last class ridden, under penalty of elimination, with the exception of Grade I, II and III Classified Para-Dressage athletes (See 6.10.1.1. below) A groom mounted in the saddle may walk the horse on a long rein.
  - 1.1 At Silver and Gold Championships, horses for Grades I, II and III may be ridden and/or schooled for up to 30 minutes per day by the trainer/coach/groom who should wear an armband of distinctive colour to identify his/herself. Armbands to be provided by the athlete. Horses may not be ridden and/or schooled unless an official steward is present to observe and regulate the time allowed. Training times can be supervised by an OC appointed supervisor if a second steward is not available.
2. At Silver and Gold Championships, horses being competed by Grade I, II and III athletes may not be trained/schooled by anyone other than the athlete for the 15 minutes before they enter the competition arena to perform his/her dressage test. Horses may, however, be led around with or without the athlete during the 15 minutes prior to this but may not be schooled from the ground.
3. Shared Horses
  - 3.1 Horses may not be shared by athletes in the same grade. A horse cannot compete against itself in the same class.
  - 3.2 When the horse is shared by two Athletes (one lower grade/one higher grade):
    - a) If lower grade competes first, 30 minutes schooling applies prior to test.
    - b) If higher grade competes first, this is considered the 30 minutes training time.
    - c) If shared, horses may only be warmed up before the competition for Grade I, II and III Athletes.

#### **ARTICLE E 6.11 DRESS**

Refer to Chapter 4 with following exceptions:

1. Black, brown or colour coordinated boots or stout riding shoes with heels must be worn. Plain black, brown or colour coordinated half-chaps or gaiters to the knee may be used.
2. An arm band, provided by the athlete, in a distinctive color must be worn at all times by athletes with visual impairment while mounted outside of the competition arena.
3. As whips are not allowed in dressage championship competitions for able-bodied athletes, if a para athlete requires more than one (1) whip this must be stated on the EC Classification Master List. Para athletes who enter able-bodied championship class, must submit a copy of their compensating aids from the EC Master List and a copy of the standard compensating aids list for the benefit of judges and stewards.

4. Gloves are optional for para athletes.
5. Classified athletes who wish to request to use a non-standard compensating aid, or for an aid to be added to the EC Classification Master List must be approved by the EC Classification Advisory Group. The request must be submitted to the Para-Dressage department at EC in writing, with supporting documentation if required. If approved, the aid will be added to the EC Classification Master List. Non-classified para athletes who are competing at the EC Bronze level competitions must have the information added to the EC Para-Dressage Dispensation Certificate or the EC Classification Master List. Information must identify clearly the compensating aids that they are permitted to use in competition.

#### **ARTICLE E 6.12 SADDLES**

1. A well-fitting, well-maintained saddle, suitable to the horse and athlete shall be used.
2. At the halt there must be a clear three 3 cm between any means of support and the athlete's trunk.
3. Any adaptations to a saddle must allow the athlete to fall free of the horse.
4. No saddle may be deeper in the seat than 12 cm with the seat pressed down. This is measured from the seat to the middle of a line from top of pommel to top of cantle.
5. Any approved adaptation to the saddle must be listed on EC Para-Dressage Dispensation Certificate or the EC Classification Master List
6. To assist the athlete to balance, a soft (flexible) handhold, not more than 30cm wide, may be attached to the saddle, in front of or above the pommel. Such a handhold may not be more than 10cm above the top of the pommel when held. If a hard (fixed/rigid) handhold is essential, this requirement must be stated on the EC Para-Dressage Dispensation Certificate or the EC Classification Master List. The hard handhold must comply with the same measurement criteria as the soft handhold. EC reserves the right to allow these dispensations according to the specific impairment of an athlete.

#### **ARTICLE E 6.13 OTHER SADDLERY AIDS ALLOWED/NOT ALLOWED**

1. Breast plates, neck straps, handholds (see 6.12.2 above) are allowed.
2. Martingales, blinkers, side, balancing, running, bearing or draw reins are forbidden. Any rein adaptation that produces a similar effect to these forbidden reins is not permitted.
3. Any rein from any bit in the horse's mouth must be in direct contact with the athlete. This means that if a double bridle is being used the two reins on one side must either both go to the athlete's hand(s) or be connected into one rein before reaching the athlete (split reins).
4. Elastic insert reins are allowed. Foot reins are only allowed when no other reins are going to be controlled by arm(s) or hand(s)/fingers from the upper part of the body of the athlete.
5. If athletes need to use a double bridle for non-para national tests requiring a snaffle bridle, riders must apply to EC Classification Advisory Group for addition of double bridle to his/her compensatory aids.
6. If the rein is not used in a conventional manner, it must be in as straight a line as possible from the athlete's point of contact on the reins to the horse's mouth. For athletes with two very short arms, reins may be run through rings attached

to the front of the saddle by leather straps. These rings must be loose and not be in a fixed position. Use of such rings must be noted on his/her EC Para-Dressage Dispensation Certificate or the EC Classification Master List.

7. Athletes must not be held in position by any mechanism that does not automatically release in the event of an accident.
8. Velcro may be used on the lower limbs, and must be above the knee, to assist the athlete in the saddle where there is an identified need as determined by the athlete's functional profile and grade. The use of velcro in this way must be recorded as a compensating aid for the athlete on the EC Para-Dressage Dispensation Certificate or the EC Classification Master List. The total amount of overlapping velcro, or similar material, used by any athlete must not exceed 50 sq. cm, each overlap contact, must not exceed the dimensions of 3cm by 6cm. The total area of overlapping velcro or similar material per leg must not exceed three cm wide by six cm of overlap contact and for safety reasons it is recommended that it is fastened in a 'V' shape.
9. A velcro or thin leather strap may be used to attach the stirrup leather or the stirrup iron (which must be a safety stirrup to ensure release from the saddle) to the girth to assist control of the lower leg where there is an identified need as determined by the athlete's functional profile and grade. This must be recorded as a compensating aid for the athlete on the EC Para-Dressage Dispensation Certificate or the EC Classification Master List. The strap must measure no less than 5cm from the girth to the stirrup leather or iron and may include Velcro to release.
10. Stirrups must have closed branches, and no attachments. Safety stirrups may have an opening on the outside branch. The stirrup leathers must have a release mechanism where they are attached to the saddle. Unless stated on the EC Para Dressage Dispensation Certificate or the EC Classification Master List, stirrup leathers must be on the outside of the saddle flap and hang freely from the safety bar of the saddle. The athlete must not directly or indirectly tie any part of their body to the saddlery.
11. Elastic rubber bands may be used to keep the feet in the stirrups. Such elastic must be of a width and strength to allow the athlete to fall free of the horse. Magnetic stirrups are permitted.
12. To prevent the possibility of the foot sliding through the stirrup, stirrups may be closed at the front (enclosed stirrups). If an athlete has only one leg he/she may ride with only one stirrup. If he/she uses prosthesis, two stirrups must be used. An athlete may only ride without stirrups if this is specified on the EC Para-Dressage Dispensation Certificate or the EC Classification Master List.
13. Ear plugs on horses are allowed at prize-giving ceremonies only.
14. The use of a non-standard compensating aid must be approved by the EC Classification Advisory Group before the event takes place. Any such request must be submitted to EC in writing with supporting documentation (medical documentation, aid description, photos, etc.) two weeks before start of the event to which it will apply. If approved by the EC Classification Advisory Group, the aid is added for the athlete to EC Para-Dressage Dispensation Certificate or the EC Classification Master List.
15. Subject to the noted provisions, all saddlery and special equipment permissible shall correspond to that allowed under EC dressage rules. It is the responsibility of the athlete to ensure that all special equipment/compensating aids are allowed under Para-Dressage rules, and that any used are noted for that athlete

on the EC Para-Dressage Dispensation Certificate or the EC Classification Master List.

16. Athletes within nominated functional profiles may use a ring attached to the D-ring of the saddle or breastplate that the rein runs through. This must allow a direct line from the bit to the rider's hand or upper limb and must not alter the angle to produce leverage on the rein. Where the rein passes through the ring, when measured vertically from the attachment, must be no less than 10cm and no more than 12cm from the Horse's wither. These rings must not be in a fixed position. Reins used in this way must be stated on the FEI Classification Master List as a compensating aid for that Athlete.
17. Knotted reins may be used as a standard compensating aid. Each rein may only have one knot to consist of one twist/tie of the rein. Any larger knots, or more knots in each rein, will be considered a non-standard compensating aid. Rein stops are also allowed and must be the same size and number as a knot in the rein.
18. Looped and Ladder reins are a profile-specific compensating aid. Looped reins may have a maximum of three loops on each rein, and Ladder reins can have a maximum of three soft rungs between the reins.
19. Athletes in nominated profiles can use a connecting rein bar. This is a smooth, rounded, rigid bar connecting the two reins. The bar must be within the reins and must not extend wider than the reins. The bar should be a maximum of 30 cm.

## **ARTICLE E 6.14 COMMANDERS AND CALLERS**

**Definitions:** Commanders read a test;

Callers call out the letters to those athletes with visual impairment who need this assistance.

1. At EC Bronze level competitions, all Para-Dressage (EC and/or FEI) tests may be commanded. At EC Silver and Gold level competitions, all EC Para-Dressage tests may be commanded, but FEI Para-Dressage tests may only be commanded if a commander is listed as an approved compensating aid on EC Para-Dressage Dispensation Certificate or the EC Classification Master List. The Canadian term 'called' is understood where the FEI rules state 'commanded'. Commanders are permitted at championship shows if the rider has this compensating aid listed on the EC Para-Dressage Dispensation Certificate or the EC Classification Master List.
2. An electronic communication device may be used by the Commander if it is listed on the athlete's E EC Para-Dressage Dispensation Certificate or the EC or FEI Classification Master List. The person communicating to a competitor in the ring must stand next to a steward or an OC appointed supervisor.
3. Athletes who qualify as above (6.14.2) to use a commander, and who are also deaf or hearing impaired as identified through the classification process, may use sign language and/or they may use a radio head set during all tests. This will be stated as a compensating aid on the EC Para-Dressage Dispensation Certificate or the EC or FEI Classification Master List.
4. All athletes who have been allowed a commander or caller(s) as a compensating aid on the EC Para-Dressage Dispensation Certificate or the EC Classification Master List are permitted to use a headset during freestyle tests only.
5. It is the responsibility of the athlete to provide a fully functioning headset with

a receiver to enable the steward to listen to all communication going from the coach / helper to the athlete. If a headset is not provided for the steward, the athlete will not be permitted to use the equipment and must ride the test without it. **Exception:** If lack of a headset for the steward is noted during warm-up, a judge may permit rescheduling until a suitable headset is provided.

6. Athletes shall have no more than one commander who shall stand in a fixed position outside the arena at E or B, or if this is not possible, stand as directed by the judge at C.
7. The commander may read each movement once or twice only, from the official printed text version of the test or extracts from it (without any augmentation).
8. All commanders must be supervised by a steward or an OC appointed supervisor, preferably one who speaks the same language.
9. Commanders may not carry a whip.
10. Callers may only call the name of the letter(s). Only the lead caller (who may also command where approved as in 6.13.3) may be in the center of the arena and may not move around except for a safe distance to avoid the path of the Horse. All other Callers must be positioned outside the arena, and may move from one marker to another, provided they do not restrict the vision of any of the Judges. There shall be no more than four (4) Human Callers placed around the arena and one (1) Caller at X, but Athletes with classified visual impairment are encouraged to use as few Callers as possible. Electronic callers can be placed at every letter. The Caller at C may be exchanged for a beacon beeper which is to be provided by the Athlete. The OC must be notified if electronic callers are being used and the set-up of such devices must not affect the running of the Competition, nor cause any disturbance to other Athletes.

#### **ARTICLE E 6.15 PRIZE GIVING**

1. If prize giving ceremonies are offered, it is recommended to do all prize giving dismounted. Participation in the prize-giving ceremony of placed athletes is compulsory. Failure to participate entails loss of the placing and prize.
2. Dress and saddlery must be the same as in the competition; however, black or white bandages are allowed. An athlete may seek the permission of the OC to enter the prize giving on a horse other than the one he/she competed on. All horses may be led or accompanied by a responsible person walking beside them. Sponsors must also be involved wherever and whenever possible. Headgears may not be removed at mounted prize giving.
3. At all times when horses are grouped together - prize-giving, horse inspections etc. - athletes and/or grooms must act in a responsible way.

#### **ARTICLE E 6.16 CLASSIFICATION**

**Please refer to the FEI Classification Manual for Para-Dressage Competitions**

1. National classification procedures follow the rules outlined in the FEI Classification manual and the Para-Dressage Policy and Procedures document. National classifications are performed by accredited Equestrian Canada Para-Dressage Classifiers.
2. **PARA-DRESSAGE CLASSIFICATION AT THE NATIONAL LEVEL**  
Only an athlete with a physical and/or visual impairment, which prevents him/her from riding a dressage test in accordance with the dressage rules, should apply to the Para-Dressage department at EC to arrange for an EC Para-Dressage Dispensation Certificate or classification session.

**3. PARA-DRESSAGE CLASSIFICATION AT THE INTERNATIONAL LEVEL**

Athletes wishing to be classified for International competition must apply to the Para-Dressage department of EC.

Processing Fees: Please refer to the EC Schedule of Fees for the cost of athlete classification.

**4. SPECIAL EQUIPMENT:**

Para-Equestrians may use only the compensating aids that are specified on EC Para-Dressage Dispensation Certificate or the EC Classification Master List.

All other equipment must meet Section E Dressage rules Chapter 4.

## **CHAPTER 7 COMPETITIONS**

**Note to competition organizers:** Completed application forms for Gold Dressage competitions are to be submitted to the Equestrian Canada Competitions Department by July 31<sup>st</sup> of each year, along with your competition sanctioning fees.

Application forms can be downloaded from the EC website: [www.equestrian.ca/sport/dressage](http://www.equestrian.ca/sport/dressage).

Application forms for Platinum /CDI (FEI Sanctioned Competitions) must be received by the Competitions Department at Equestrian Canada, along with calendar fees, by September 1<sup>st</sup> of each year.

### **ARTICLE E 7.0 CONFLICT OF INTEREST**

1. No child or adult may compete in a class in which horsemanship is a factor before a judge by whom said child or adult has been instructed, coached, or tutored with or without pay within 30 days of the date of competition.
2. It is the responsibility of the athlete not to enter a class or ride in front of a judge from whom he/she has received instruction or a riding clinic in the previous 30 days.
3. No child or adult may compete in a class where the judge who is officiating or the steward responsible for checking his/her tack is a member of his/her immediate family.

### **ARTICLE E 7.1 COMPETITION CLASSIFICATION AND EC SPORT LICENCE REQUIREMENTS**

1. For rules on EC Sport Licences, horse identification documentation, age classification and competition classification, see Section A, General Rules Chapters 2, 3 and 4.
2. Riders in EC dressage are divided into the following categories:
  - a. Open – see rule 3.4.1
  - b. Amateur – see rule 3.4.2
  - c. Junior – see rule 3.4.3
3. At all EC competitions (Bronze, Silver, and Gold) the Open category must be offered. The other categories are optional.
4. For all EC competitions, athletes wishing to compete in two categories of a division (e.g. Junior/Open or Amateur/Open) will pay two entry fees, but may ride one test; their score will count for both categories.

**Note:** Junior and Amateur categories may not be combined.

**Note:** For FEI competitions in Dressage (CDI CDI-W, CDIO etc.), see the FEI Rules which can be downloaded from the FEI website [www.fei.org](http://www.fei.org).

### **ARTICLE E 7.2 DIVIDING CLASSES**

1. When entries warrant, organizers may divide classes according to categories (junior, amateur, open).
2. If there are fewer than six entries per category, the organizing committee has the option to hold only an open category at that level or division. Organizing committees must state this condition in the prize list.
3. Championship (provincial, regional, national) competitions must offer championship awards in junior, amateur and open categories.



### ARTICLE E 7.3 CONCURRENT COMPETITIONS

1. An organizer may run competitions using one licence for the highest level of competition offered. Example: an organizer running concurrent Bronze and Gold classes would require only a Gold licence for the competition. See the Equestrian Canada fee schedule posted on the EC website [www.equestrian.ca](http://www.equestrian.ca) for competition licence fees.
2. Sport Licences required for competitors shall be based on the classes entered.
3. The Prize List must state which classes are Bronze, Silver or Gold.

### ARTICLE E 7.4 TESTS

1. Tests used by EC Gold, Silver and Bronze level competitions, regardless of the competition classification, must be EC and/or FEI tests (where applicable).
2. All EC and FEI tests are copyrighted.
3. The EC tests are “Copyright 2022 United States Dressage Federation (USDF) and United States Equestrian Federation (USEF)” for use only in Canada and are reprinted through the courtesy and with permission of the USDF and USEF.
4. All rights under US and International Copyright laws are reserved. Reproduction without permission is prohibited by law.  
Exception: Cadora, Pony Club and 4H.
5. The USEF is not responsible for any errors in publication or for the use of its copyrighted materials in any unauthorized manner.
6. The EC tests up to and including Fourth Level may be used at provincially/territorially (PTSO)-sanctioned competitions provided these competitions meet minimum national safety standards (as outlined in the Equestrian Canada / PTSO Service Agreement) and do not compete with EC sanctioning criteria for Bronze, Silver and Gold competitions. The test user fee is payable to Equestrian Canada in accordance with the *Schedule of Fees* on the Equestrian Canada website [www.equestrian.ca](http://www.equestrian.ca)
7. Under no circumstances may the EC tests be used at non-EC-/PTSO-sanctioned competitions. Any non-EC-/PTSO-sanctioned competition found to use the EC tests will face legal action from EC.
  - a) Only non-licensed, recorded and Basic judges may officiate at non-EC licensed Dressage competitions; including Pony Club and 4H. (See exception, Article E 14.3(10)).

All EC tests may be downloaded from the Equestrian Canada website [www.equestrian.ca/sport/dressage](http://www.equestrian.ca/sport/dressage). When downloading, note that the tests will reproduce (copy) only on 8 ½ X 14 paper.

**Note:** It is the responsibility of the competition management to see that they use the current tests. Competition organizers must refer to Dressage test user fees. See 3.0, Equestrian Canada Progressive Competition and Sport Licence System Chart.

## ARTICLE E 7.5 DEFINITION OF TESTS FOR DRESSAGE COMPETITIONS

1. EC approves and issues tests, see Art E 7.4.3, for use at Bronze, Silver and Gold dressage competitions in Canada. The FEI is responsible for issuing tests for international competitions (CDI, CDI-W, CDIO etc.), and for use at EC competitions. Tests cannot be modified or simplified without the approval of EC.
2. Objectives and standards of EC levels of competition:

**Introductory:** To introduce the rider and/or horse to the sport of dressage. To show understanding of riding the horse forward with a steady tempo into an elastic contact with independent, steady hands and a correctly balanced seat. To show proper geometry of figures in the arena with correct bend (circles and corners).

**Training Level.** To confirm that the horse demonstrates correct basics, is supple and moves freely forward in a clear rhythm with a steady tempo, accepting contact with the bit.

**First Level.** To confirm that the horse demonstrates correct basics, and in addition to the requirements of Training Level, has developed the thrust to achieve improved balance and t68thoroughness and maintains a more consistent contact with the bit.

**Second Level.** To confirm that the horse demonstrates correct basics, and having achieved the thrust required in First Level, now accepts more weight on the hindquarters (collection); moves with an uphill tendency, especially in the medium gaits; and is reliably on the bit. A greater degree of straightness, bending, suppleness, t68thoroughness, balance and self-carriage is required than at First Level.

**Third Level.** To confirm that the horse demonstrates correct basics, and having begun to develop an uphill balance at Second Level, now demonstrates increased engagement, especially in the extended gaits. Transitions between collected, medium and extended gaits should be well defined and performed with engagement. The horse should be reliably on the bit and show a greater degree of straightness, bending, suppleness, t68thoroughness, balance and self-carriage than at Second Level.

**Fourth Level.** To confirm that the horse demonstrates correct basics, and has developed sufficient suppleness, impulsion and t68thoroughness to perform the Fourth Level tests which have a medium degree of difficulty. The horse remains reliably on the bit, showing a clear uphill balance and lightness as a result of improved engagement and collection. The movements are performed with greater straightness, energy and cadence than at Third Level.

## **ARTICLE E 7.6 PONY CLUB CLASSES, EVENTING/HORSE TRIAL DRESSAGE TESTS AND PRIX CAPRILLI**

These classes may be offered by any EC Competition using A503-Miscellaneous Classes. The show may offer pony club classes using pony club rules which allow Kimberwick bits at Entry and Starter, half chaps and the description of trot as printed on their tests.

## **ARTICLE E 7.7 ARENA SIZE FOR SPECIFIC TESTS**

**Note:** All tests must be ridden in a 20 x 60 meter arena at any Championship competition.

TESTS	COMPETITION	ARENA SIZE
<b>Introductory &amp; Training Level</b>	Bronze Silver Gold	20 x 40 meters or 20 x 60 meters
<b>First, Second, Third &amp; Fourth Level</b>	Bronze Silver Gold	20 x 60 meters
<b>All FEI tests</b>	Bronze Silver Gold	20 X 60 meters
<b>All Freestyles</b>	Bronze Silver Gold	20 X 60 meters

**Note:** For Para-Dressage tests see and arena sizes Chapter 6, Para Equestrian.

## **ARTICLE E 7.8 EQUIVALENCIES – EC/FEI**

1. All FEI Pony Rider and FEI Children's Tests are equivalent to Second Level
2. All FEI Junior Rider Tests are equivalent to Third Level
3. All FEI Young Rider Tests are equivalent to PSG
4. The FEI 4-Year-Old Test is equivalent to First Level
5. The FEI 5-Year-Old Test is equivalent to Second Level
6. The FEI 6-Year-Old Test is equivalent to Third Level
7. The FEI 7-Year-Old Tests are equivalent to Fourth Level

Note: There are no equivalencies with Para Dressage tests and Equestrian Canada Dressage tests. Para Dressage tests are based on the Classification Grading System. Equestrian Canada Dressage tests are based on the training scale of the horse.

At Silver/Gold/Platinum level EC competitions Grade 4 and 5 riders competing in their respective Para tests cannot compete in EC tests lower than first level on the same horse. Para riders competing solely in EC tests at any given competition may compete at any two consecutive levels

## **ARTICLE E 7.9 FREESTYLES**

1. Freestyle eligibility. See Article E10.6.

## **ARTICLE E 7.10 COMPETITION MANAGEMENT**

1. Background music, of a suitable composition so as not to disturb the horse, may be played during all classes, except when freestyle music is being played. It is strongly recommended that organizers avoid running freestyle classes at the same time as technical classes.

2. Videographers/photographers may NOT enter inside any warm-up or competition arena. To avoid distracting horses, competitors, officials, and spectators, they may only operate from the outside of any warm-up or competition arena.
3. There is no time limit for the execution of Introductory through Fourth Level and FEI technical tests. The time shown on the test is for information only.
4. Scheduling: No competitor may ride back to back tests at any level without at least one test ride time in between rides.
5. Inserts: Classes may only be split up to allow for minimum times to be accomplished.
6. Ride times posted by NOON the day prior to first day of classes will not be changed or additional classes added without due posted notice to all competitors at least 2 (two) hours prior to the start of a class. See General Regulations A601.5 and A 601.6.
7. There are time limits on all freestyle tests.
8. In all EC Gold, Silver and Bronze competitions as well as at all Championships, athletes wishing to compete in two categories of a level or a division (e.g. Junior/Open or Amateur/Open) will pay two entry fees, but may ride one test; their score will count for both categories. The organizing committee has the option of holding individual classes for each category or holding one class and allowing entries in more than one category.

## **ARTICLE E 7.11 CONDITIONS OF PARTICIPATION**

### **ARTICLE E 7.11.1 PASSPORT/HORSE IDENTIFICATION DOCUMENTATION**

Horse Identification documentation is required for EC Silver and Gold competitions. For complete rules on horse identification requirements see the EC General Regulations, Section A, Chapter 4 Horse Recording and EC National Passports.

### **ARTICLE E 7.11.2 COMPETITION NUMBER**

- It is compulsory for the horse's assigned competition number to be worn by the horse or athlete/handler when the horse is outside the stall from the time that the number is issued until the end of the competition so that officials can identify the horse.

**Exception:** Horses stabled permanently on the competition site are exempt unless competing.

- Failure to display this number will incur a warning for the first offence and, in the case of second or subsequent offences, possible elimination or disqualification at the discretion of the ground jury.
- Each horse/pony/rider combination must be assigned a different competition number.

### **ARTICLE E 7.11.3 NON-COMPETING HORSES**

Any horse arriving on the competition grounds but not competing will be subject to all EC and competition rules and must be assigned a number that must be worn when the horse is outside the stall. Passports are not required.

**Exception:** Horses stabled permanently on the competition site are exempt unless competing.

#### **ARTICLE E 7.11.4 HORSES**

1. To be eligible to compete in under saddle dressage classes, horses must be a minimum of three (3) years old.
2. The height at the withers must exceed one meter forty-eight (1.48m) without shoes and one meter forty-nine (1.49m) with shoes.
3. Completely blind horses are not eligible to enter dressage competitions sanctioned by Equestrian Canada.
4. The minimum age at which a horse may compete in FEI Junior tests is six (6) years.
5. The minimum age at which a horse may compete at Prix St. Georges is seven (7) years.
6. The minimum age at which a horse may compete above Intermediate is eight (8) years.

#### **ARTICLE E 7.11.5 PONIES**

1. A pony is a small horse whose height at the withers, having been measured on a smooth level surface, does not exceed one meter forty-eight (1.48 m) without shoes and one meter forty nine (1.49 m) with shoes. Refer to Section A General Regulations Chapter 11 for measuring information. At FEI Events only, refer to FEI Veterinary Regulations for measuring information.
2. All pony athletes whether junior or open must provide proof of measurement of the pony on which they compete.
3. To be eligible to compete, all ponies must be a minimum of four years old.
4. Ponies may be ridden by an adult in classes other than those designated for ponies or juniors.
5. Completely blind ponies are not eligible to enter dressage competitions sanctioned by Equestrian Canada.
6. The minimum age at which a pony may compete at Prix St. Georges is seven (7) years.
7. The minimum age at which a pony may compete at Grand Prix is eight.
8. In FEI Youth classes, ponies may be ridden only in FEI Pony and FEI Children classes and must be a minimum of six years old. They may not be ridden in FEI Junior or Young Rider classes. However, juniors may ride ponies at any other test level in EC competitions.

#### **ARTICLE E 7.11.6 STALLIONS**

1. Decisions as to the manageability of stallions are at the discretion of the judge or steward. Unmanageable stallions must be excused from the ring and/or warm-up ring.
2. Juniors are allowed to ride stallions in all classes in which the junior is eligible to compete.
3. A competent adult handler/person(s) responsible must accompany any junior riding or handling a stallion at a competition.

#### **ARTICLE E 7.11.7 DANGEROUS/UNRULY HORSES**

1. Judges are required to eliminate from the arena any unruly horse whose actions threaten competitors, officials or spectators.

2. The senior steward is required to order from the warm-up area any athlete, horse, or handler who exhibits inappropriate or dangerous behavior or whose actions would in any way threaten the safety of any competitor, their entries or the safety of others in the immediate area. In extreme cases where the safety of others is a concern, the senior steward may eliminate any athlete, horse or handler from the showground.

#### **ARTICLE E 7.11.8 CROSS ENTERING AND NUMBER OF ATHLETES ALLOWED**

1. More than one athlete may ride the same horse/pony at a competition providing the horse/pony is not entered by two athletes in the same class.
2. The athletes can both be juniors or amateur/open or any mixture of these providing they are not in the same class unless the class is divided into separate categories for the purpose of ribbons.
3. No horse/pony may be ridden in more than four tests (including the freestyle) in one day.
4. The horse/pony must not compete against itself.
5. An athlete may enter classes run under different licences at one competition providing the rider has the requisite sport licence/Horse Recording or EC National Passport. E.g. A rider may compete in gold/bronze, silver/gold etc. classes at one competition. See 7.11.9.1 for maximum tests per day.

#### **ARTICLE E 7.11.9 MAXIMUM NUMBER OF LEVELS/TESTS/CLASSES PER HORSE PER DAY**

1. A horse/rider combination may compete in any two, but only two consecutive levels and a maximum of four tests per day including the freestyle for Introductory, Training and First levels, and three tests per day including the freestyle for Second; Third and Fourth levels and all FEI tests.
2. No horse may compete in more than four tests or rides combined per day, including the freestyle subject to E 7.11.9.1 above.
3. When more than one athlete competes on the same horse, the horse may not compete against itself and may not compete in more than four tests or rides per day including the freestyle if the tests or rides are First level or below and three tests or rides per day at Second level or above. See E 7.11.9.1.
4. Equitation, Materiale and non-EC classes are included in the maximum of four classes per day at First level or below and three classes at Second level or above. See E 7.11.9.1.
5. In-hand classes are exempt from this rule.

**Note:** When riding FEI tests in EC competitions, FEI Intermediate I and FEI Intermediate II tests are not consecutive levels. FEI Intermediate I is part of the small tour and Intermediate II is part of the Grand Prix division.

**Note:** For Para Equestrians riding PE tests see Chapter 6 Para Dressage.

#### **ARTICLE E 7.11.10 SUBSTITUTIONS**

1. A horse/pony may compete with a substitute athlete providing the athlete is eligible to enter the class and pays any substitution fee required by the show organizer.
2. An athlete may compete with a substitute horse/pony providing the horse/pony is eligible to enter the class and the athlete pays any substitution fee required by the show organizer.

3. Organizers must assign a new number to a substitute horse/rider if the substitution takes place after the original entry has been assigned a number.  
**Note:** Show organizers are not obliged to allow substitute entries.  
**Note:** When qualifying criteria apply to a horse/rider combination entered in a class, no substitution of horse or athlete may be made.

#### **ARTICLE E 7.11.11 HORS CONCOURS**

1. With permission of the organizing committee, horses may be entered hors concours (non-competitive).
2. Hors concours entries are not eligible for prizes, placings or awards.
3. Such entries must pay the full entry fee and are subject to all EC rules, including having EC horse identification where required.
4. A horse may be ridden both as an hors concours entry and a competitive entry at the same competition. The maximum number of tests ridden whether competitive or not is four per day including freestyle subject to Article E 7.11.9.1.
5. An hors concours entry in a freestyle must have qualified to ride the freestyle (see E 10.6.1).
6. It does not matter in what order the hors concours and competitive tests are ridden as long as the horse/rider combination only competes in one category. No cross entering between Amateur/Junior and Open is allowed having ridden hors concours.
7. Hors concours entries are not permitted in championship competitions.

#### **ARTICLE E 7.11.12 SCHOOLING OF HORSES/PONIES**

1. Schooling of horses/ponies at non-championship competitions may only be done by EC Sport Licence holders.
2. All competing horses/ponies being schooled must wear a competition number when outside the stall.
3. At Silver and Gold Championships, schooling of horses/ponies may be done only by the competing athlete from his/her arrival on the show grounds until his/her last class ridden, under penalty of elimination. A groom mounted in the saddle may walk the horse/pony on a long rein. Note: for Para Equestrians riding PE tests see Chapter 6 Para Equestrian.
4. Lungeing (unmounted) and work in hand may only be done by the athlete, owner, coach, groom or Person(s) responsible. For lungeing equipment rules see 4.9A.4.
5. It is not permitted to lunge a mounted horse at any competition site whether or not the horse is entered in the competition.

#### **ARTICLE E 7.11.13 RETIREMENT CEREMONIES**

1. If a retirement ceremony is to be held at the competition, it is the duty of the organizing committee to notify the Equestrian Canada, Dressage Department, of the name and passport number of any horse being retired at a ceremony held under its auspices.
2. Horses officially retired at a retirement ceremony may only be permitted to enter further sanctioned competitions if, at the request of the owner written approval is provided by Equestrian Canada, Dressage Department. The owner must outline clearly in writing the rationale for the horse to be entered in further

competition following retirement e.g. to provide a schoolmaster to develop future riding talent for team Canada.

#### **ARTICLE E 7.12 COMPETITION ARENA**

1. The competition area includes the arena plus surrounding area which competitors use just prior to their test. On no account and under penalty of disqualification, may a competitor/horse use the competition arena or area immediately surrounding the arena other than during their performance in the competition unless it is a competition rule to allow such access and the areas are available to all competitors. Exceptions may be made by the EC steward, FEI technical delegate or president of the ground jury.
2. Arena fence conditions must be the same for all competitors in a class.
3. Judges and dressage stewards must check the correctness of the arenas.
4. Dressage stewards must supervise the warm-up areas.
5. In the event that there is more than one competition ring, signage should be posted at all rings as to what the judge's signal will be.
6. The inside measurements of the competition arena must be 20 meters wide and 60 meters long for all tests above Training Level. Note: for Para Equestrians riding PE tests see Chapter 6 Para Equestrian.
7. At Introductory and Training Level, competitions have the option of using the 20x40 meter arena.
8. At championship competitions all EC tests must be ridden in the 20 X 60 meter arena.
9. The arena must be flat and level and be predominantly sand.
10. Championship competitions must not be held in grass arenas.
11. The difference in elevation across the diagonal or along the length of the arena must not exceed 0.50 meters. The difference in elevation along the short side must not exceed .20 meters.
12. The enclosure must consist of a low fence, about 0.30 meters in height with the only opening being at the entrance at A.
13. The entrance at A must be 1.5 to 2 m wide.
14. The gate at A must be easy to remove and replace.
15. The section of fence at A can remain open except at Gold national, regional and provincial Championships and Silver Championships. If left open, it must be left open for every competitor in the class. At championship competitions the gate must be closed while the competitor is in the arena.
16. The construction of the fence should be such that a horse's hooves cannot get caught. Rope fence is not allowed.
17. Where a chain fence is used, it must be plastic and it must have separate pieces at the corners; stakes may only be used at the corners and such stakes must be covered. The chain must be able to fall free of all other supports.
18. Whenever possible, at outdoor competitions, the arena must be separated from the public by a distance of 15 meters. If the competition arena is within a fenced area such as a paddock, follow 7.15.
19. Indoor competitions should separate the arena from the public by a distance of 3 meters and whenever possible 2 meters from the wall.
20. If adjacent arenas (warm-up and/or competition) are in close proximity, it is recommended that there be ten meters between outdoor rings and three meters between indoor rings.



21. The letters outside the competition arena should be placed about 0.50 meters from the fence and clearly marked. It is desirable to place a special mark on the inside of the fence itself, level with and in addition to the letter concerned.
22. The letter A must be placed at least 5 meters away from the arena and may be placed up to 15 meters away.

#### **ARTICLE E 7.13 CLASS BREAKS/FOOTING MAINTENANCE**

At EC competitions it is desirable to provide for a break of about 10 minutes per hour or two as the schedule permits to reconstitute the surface of the ground.

#### **ARTICLE E 7.14 RESERVED FOR FUTURE USE**

#### **ARTICLE E 7.15 INDOOR/OUTDOOR ARENAS - LIMITED SPACE**

1. At an indoor/outdoor competition where space and/or footing conditions do not permit riding around the outside of the arena, the athlete is allowed into the arena and is free to use the whole arena prior to the start signal. The athlete must start the test within 45 seconds of the start signal.
2. After the bell is rung and if practical, the athlete will leave the ring before commencing the test.

#### **ARTICLE E 7.16 PRACTICE ARENA / LUNGEING**

1. At least one practice arena the same size as the competition arena must be available for the competitors at least 60 minutes before the first ride of the competition. If possible, the footing in this arena should be of the same consistency as that of the competition arena. Where space permits, it would be ideal if a separate 20 x 60 marked warm-up arena can be provided for FEI competitors and /or for the final warm-up before entering the competition arena.
2. Where it is not feasible to provide a practice arena of 20 X 60 meters, the competitors must be permitted to exercise their horses in the competition arena. A schedule of practice times must be clearly posted.
3. Lungeing and work in hand (unmounted) may only be done by the athlete, owner, coach, groom or Person(s) responsible. For lungeing equipment rules, see E4.9
4. It is not permitted to lunge a mounted horse at any competition, whether or not the horse is entered in the competition.
5. Lungeing is permitted only in designated areas if space permits.
6. Lungeing is not permitted in an area where horses are being ridden.
7. Show organizers are not obliged to provide a lungeing area.

#### **ARTICLE E 7.17 OFFICIALS REQUIRED**

1. The invited judges compose the ground jury and must be selected from a current roster of licensed dressage judges of a national federation (NF).
2. The steward must be selected from the current EC roster of licensed EC dressage stewards.
3. Ground Jury Specifications:
  - a) Gold National Championships – require a minimum of three FEI judges, two of which must be Canadian. If additional judges are used, they must be either FEI or EC Senior Judges.

- b) Gold Regional/Provincial Championships – one Senior judge or one FEI Judge per ring is permitted but if at all possible, show organizers are encouraged to use two judges per ring, both of which must be Canadian.
- c) Silver Provincial Championships – One judge per ring is permitted. At least one judge must be Canadian. The judge must be a Medium, Senior or FEI. Basic judges may be guest carded for appropriate levels.
- d) Officials required for FEI Young Horse classes, see Chapter 13 and the FEI Rules.
- e) Officials required for Dressage Sport Horse Breeding Classes See Chapter 11.
- f) Guest Cards for officials: see 15.3 and 16.8
- g) For complete rules on officials see Chapter 14 (Judges) and Chapter 15 (Dressage Stewards).

**Note:** It is mandatory that a Canadian judge be on a panel at all Canadian Championships.

**Note:** The names and qualifications of the judges for all EC Gold and Silver competitions must be submitted to the EC Competitions Department for approval.

# ARTICLE E 7.18 OFFICIALS REQUIRED AT NON-CHAMPIONSHIP COMPETITIONS

	BRONZE	SILVER	GOLD
<b>Judge</b>	recorded, Basic, Medium, Senior, FEI	recorded, Basic, Medium, Senior, FEI	recorded, Basic, Medium, Senior, FEI
<b>Judge Restrictions</b>	No Restrictions	<p><b>recorded-</b> up to and including Second level. Third level with quest card.</p> <p><b>Basic judges</b> can judge up to Intermediate 1 without a guest card. Basic judges require a guest card to judge Intermediate A, B and Intermediate 2 and also to judge any classes at a Silver Championship.</p> <p><b>Medium and Senior</b> – No restrictions</p>	<p><b>recorded</b> – up to an including First level. Second level with guest card.</p> <p><b>Basic</b> - up to and including second level. Third and Fourth level with guest card. May co-judge Third &amp; Fourth Level with Medium or higher without a guest card.</p> <p><b>Medium</b> - up to &amp; including Fourth level plus FEI Children, FEI Pony and FEI Junior. May judge all other FEI tests except Young Horse classes with a guest card. May co-judge all other FEI tests except FEI Young Horse classes with Senior or FEI with no guest card.</p> <p><b>Senior and FEI</b> – no restrictions</p>
<b>Steward</b>	Basic, Medium, Senior	Basic, Medium, Senior	Basic, Medium, Senior
<b>Steward Restrictions</b>	See 16.7	See 16.7	See 16.7

## **ARTICLE E 7.19 JUDGES' POSITIONS**

### **A. Technical Classes**

1. If there is only one judge, he/she must be positioned at C.
2. If there are two judges, one must be at C and the second judge can be at E, B, H, or M, whichever is most convenient for the competition.
3. When three judges are officiating on the same ring, one must be positioned at C and the other two should be at M and E or H and B.
4. When there are five judges, the president of the jury is at C, one judge must be at M and H and the remaining two are to be positioned at E and B. The judges at M and H are to be positioned 2.5 meters closer to the centerline than the long wall of the arena.
5. All judges must be on the outside of the arena. They should be a minimum of 3 meters and maximum of 5 meters from the arena at outdoor competitions and preferably a minimum of 3 meters from the arena at indoor competitions.

### **B. Freestyles**

When two or three judges officiate in a freestyle class, one must be located at B or E unless there is insufficient space available.

## **ARTICLE E 7.20 JUDGES' BOOTHS**

1. A separate hut or platform must be provided for each judge. It must be raised at least .50 meters or possibly a little higher (especially in the case of freestyle tests) in order to give the judges a good view of the arena. "
2. When computer scoring is used, the booth must be large enough to accommodate three persons.
3. Judges booths placed at E and B must be equipped with side windows.

## **ARTICLE E 7.21 JUDGES' SCRIBES AND THE MARKING OF TEST SHEETS**

1. All test sheets must be filled in using pen and not pencil. All marked tests sheets must contain a competitor/entry number. All marked tests must contain competition name, competition date and judge's name on at least one test sheet.
2. The judge must initial any changes in the marks given.
3. Before the judge's scores are handed over for totaling, all movements must be marked and the sheets must be signed by the judge, otherwise the sheet must be returned to the judge for further verification.
4. Judges' marked sheets must be treated as confidential until given to the competitor, when they become his or her private property.
5. Each judge must be assisted by a scribe fluent in English or French as required by the judge.
6. Scribes must have knowledge of the tests being ridden.
7. A scribe must not be an owner, coach/trainer or family member of a competitor/horse in the class(es) in which they are scribing.
8. Every effort should be made to assign one scribe only to each judge for the duration of the competition.
9. In special circumstances, a maximum of one change of scribe per judge per day may be made.
10. First time scribes are not permitted to scribe above second level.
11. First time scribes are not to be used at a championship.
12. EC dressage judges may act as scribes.

13. Judges' scribes for championship competitions must have in-depth experience and proven competence as a scribe.

#### **ARTICLE E 7.22 PROTOCOL**

1. All officials, judges, dressage stewards and scribes must be appropriately dressed (jeans, shorts, tank tops, etc. are not acceptable).
2. Judges must be on the grounds 20 minutes (minimum) before their first class.
3. Dressage stewards must be on the grounds 1 hour before the first ride of each day.
4. Scribes must be on the grounds 30 minutes before their first class.
5. It is the responsibility of a competition committee using a foreign judge to forward to that judge, well in advance of the competition, a copy of the EC dressage rules and tests to enable the judge to study them before officiating.
6. All judges must receive, well in advance of the competition, copies of the tests they will judge and a prize list of the show.
7. Ribbon & Award Presentations: Those persons in the ribbon and award presentation party should dress neatly and in accordance with the dignity of the ceremony (no shorts, tank tops, jeans, etc). Athletes should refer to the prize list for information regarding prize giving ceremonies.

#### **ARTICLE E 7.23 GOLD CHAMPIONSHIP COMPETITIONS**

1. When a competition is designated by EC to be the Gold National Championship, it must be held as one competition in one location.
2. A Gold and Silver Championship may not be held on the same weekend in a given province without the approval from EC.
3. EC Gold Dressage Championships (Provincial, Regional, National) should be stand-alone competitions (CAP Appendix 2).
4. EC Gold Dressage championships should not be held on the same dates as another EC Gold dressage championship or another EC Platinum competition, however, an EC Gold dressage championship may be held in conjunction with an EC Gold competition (CAP Appendix 2).
5. Competitors at a Gold National Championship will be decided by taking a specified number of the highest ranked Canadian owned horses ridden by Canadian citizens or permanent residents, from each regional championship in each of the levels/divisions offered at the Gold Championships in the current year.
6. Regardless of the amount of prize money offered, Gold competitions are to be awarded the applicable points for provincial awards. See General Regulations Chapter 15 A1505 and A1506.
7. For a Gold championship or any championship extending beyond the provincial boundaries, the approval of EC is required.
8. Only one Gold championship per province, one Gold championship per region, and one Gold national championship may be held in one year.
9. When a competition is designated by EC to be a "regional championship", the regions will be as follows:  
Pacific: British Columbia and Yukon  
West: Alberta, Manitoba, Saskatchewan, North West Territories and Nunavut  
East: Ontario and Quebec  
Atlantic: New Brunswick, Nova Scotia, Prince Edward Island, Newfoundland & Labrador

10. Regional and National Championships must always be classified as Gold competitions.
11. Organizers of Gold Championships must include all levels/divisions and categories from Introductory to Grand Prix and relevant freestyles.
12. Scores earned at Silver competitions do not count as qualifying scores for Gold championships.
13. Without the approval of EC, the term “championship” may be used only in the context of a competition or division championship within one specific competition.

#### **ARTICLE E 7.24 SILVER PROVINCIAL CHAMPIONSHIP COMPETITIONS**

1. Silver championships are designated as Provincial (not Regional or National).
2. A Gold and Silver Championship may not be held on the same weekend in a given province without the approval of EC.
3. Silver championships shall be approved through the relevant province, and through EC.
4. Only scores earned at Silver competitions count as qualifying scores for Silver Championships.
5. Silver championships may be split into two competitions in order to allow competitors easier access to the championships. The same judges must be used in each location. Each division of the championships may establish champions on the day. To establish overall Provincial champions the scores are combined. The two divisions should be held not more than one week apart. Athletes must choose which division of the championship they wish to compete in.
6. All Silver championships must include all levels/divisions and categories from Introductory through Intermediate 2 and relevant freestyles.
7. Without the approval of EC, the term “championship” may be used only in the context of a competition or division championship within one specific competition.

#### **ARTICLE E 7.25 SILVER AND GOLD CHAMPIONSHIP COMPETITIONS – CONDITIONS OF ENTRY AND ESTABLISHING CHAMPIONS**

1. Some form of qualification for entering a championship show is recommended (e.g. classes can be filled by descending order of submitted scores).
2. If qualifying criteria are met, the horse/rider combination (not one or the other) qualifies to enter the Championship (Silver or Gold) competition. If a new athlete wishes to compete with the horse at the championship, he/she must re-qualify with that horse as a combination.
3. Prize lists for all championships must be sent out at least two months prior to the competition.
4. The arena size for all tests at championships is 20X60 meters.
5. One entry fee shall cover both technical classes per level/division/category. (eg. one entry fee for Amateur, one entry fee for Open). Freestyle class entry fees are separate.
6. Each competitor shall enter and compete in two tests of his/her specific level/division and category (e.g. Junior or Amateur, etc.). The percentages obtained by each competitor in both classes shall be totaled. The competitor with the highest total will be named champion. The competitor with the second

highest total shall be declared the reserve champion (providing he/she is in accordance with 7.25.11).

7. In the event of a tie, the athlete with the highest single percentage score is declared the winner.
8. Competitors are not permitted to enter only a freestyle class at a championship competition.
9. Freestyle champions will be determined by totaling the higher percentage from the two technical classes (of the levels/divisions) plus the percentage from the freestyle. Only one freestyle championship will be awarded at each level/division (e.g. the freestyle score will be added to the athlete's best technical score from the same level/division.) Freestyle championships will not be awarded by category. In the event that a competitor has only one technical score, due to elimination or other reasons, then the mark from the completed technical test plus the freestyle mark will be used to determine the competitor's placing when competing for a freestyle championship.
10. Only a Canadian Citizen or permanent resident may be awarded a Gold (National, Regional, Provincial) or Silver (Provincial) Championship.  
**Note:** Split-level or division championships are not permitted (e.g. Training/First, First/Second etc.)
11. At all EC championship competitions, any horse receiving less than 50% on a technical test will not be eligible for any class awards, championships or reserve championships.

#### **ARTICLE E 7.26 REFERENCE CHART FOR TESTS OFFERED AT GOLD CHAMPIONSHIPS**

1. No horse/rider combination may compete in more than two consecutive levels or more than one division.  
**Exception:** Athletes competing in FEI Young Horse division may also enter any one other level or division. No horse is to be ridden in more than 4 classes (including freestyles) in one day.
2. In all championship competitions, athletes wishing to compete in two categories of a level or division (e.g. Junior/Open or Amateur/Open) will pay two entry fees but may ride one test; their score will count for both categories. The organizing committee has the option of holding individual classes for each category or holding one class and allowing entries in more than one category.

LEVELS	CATEGORIES	TESTS
Introductory	Jr/Am/O	B and C
Training	Jr/Am/O	2 and 3
First Level	Jr/Am/O	2 and 3
Second Level	Jr/Am/O	2 and 3
Third Level	Jr/Am/O	2 and 3
Fourth Level	Jr/Am/O	2 and 3

DIVISIONS	CATEGORIES	TESTS
FEI Young Horse 4 yr old	Open	See Chapter 13
FEI Young Horse 5 yr old	Open	See Chapter 13
FEI Young Horse 6 yr old	Open	See Chapter 13
FEI Young Horse 7 yr old	Open	See Chapter 13
FEI Children		FEI Children Team and Individual
FEI Pony		FEI Pony Team and Individual
FEI Junior		FEI Junior Team and Individual
FEI Young Rider		FEI Young Rider Team and Individual
FEI Small Tour		FEI Prix St. Georges, FEI Intermediate I
FEI Medium Tour		Intermediate A, B, Intermediate II
FEI U25 Tour		Intermediate A, Intermediate B, Intermediate II, FEI U25 Grand Prix
FEI Big Tour		FEI Intermediate II, FEI Grand Prix and Grand Prix Special



**ARTICLE E 7.27 REFERENCE CHART FOR FREESTYLES OFFERED AT GOLD CHAMPIONSHIPS**

<b>FREESTYLE LEVEL</b>	<b>TECHNICAL TESTS</b>
Training Level	Training 2 & 3
First Level	First 2 & 3
Second Level	Second 2 & 3
Third Level	Third 2 & 3
Fourth Level	Fourth 2 & 3
FEI Pony	FEI Pony Team and Individual
FEI Junior	FEI Junior Team and Individual
FEI Young Rider	FEI Young Rider Team and Individual
FEI Intermediate 1	FEI Prix St. Georges and FEI Intermediate 1
FEI Medium Tour	FEI Intermediate A, Intermediate B,
FEI Grand Prix	FEI Intermediate II, U25 GP, FEI Grand Prix and Grand Prix Special

- Horse/athlete combinations competing in more than one level must choose which level of freestyle they ride.  
**Exception:** Athletes competing in two consecutive levels at a championship competition held on one day may not ride a freestyle as this would require exceeding the four test per day limit (See 7.11.9).
- At the time of publication there is no FEI Children's Freestyle. The First Level Freestyle is to be used.

## ARTICLE E 7.28 REFERENCE CHART FOR TESTS OFFERED AT SILVER CHAMPIONSHIPS

LEVELS	CATEGORIES	TESTS
Introductory	Jr/Am/O	B and C
Training	Jr/Am/O	2 & 3
First Level	Jr/Am/O	2 & 3
Second Level	Jr/Am/O	2 & 3
Third Level	Jr/Am/O	2 and 3
Fourth Level	Jr/Am/O	2 and 3

DIVISIONS	CATEGORIES	TESTS
FEI Children		FEI Children Team and Individual
FEI Pony		FEI Pony Team and Individual
FEI Junior		FEI Junior Team and Individual
FEI Young Rider		FEI Young Rider Team and Individual
FEI Small Tour		FEI Prix St. Georges, Intermediate 1
FEI Medium Tour		FEI Intermediate A, Intermediate B,

1. No horse/athlete combination may compete in more than two consecutive levels or more than one division.

**Exception:** Athletes competing in the FEI Children, FEI Pony or FEI Junior division may also enter any one other equivalent level. No horse is to be ridden in more than 4 classes (including freestyles) in one day.

2. In all championship competitions, athletes wishing to compete in two categories of a level or division (e.g. Junior/Open or Amateur/Open) will pay two entry fees but may ride one test; their score will count for both categories. The organizing committee has the option of holding individual classes for each category or holding one class and allowing entries in more than one category.

## ARTICLE E 7.29 REFERENCE CHART FOR FREESTYLES OFFERED AT SILVER CHAMPIONSHIPS

1. Horse/athlete combinations competing in more than one level must choose which level of freestyle they ride.

**Exception:** Athletes competing in two consecutive levels at a championship competition held on one day may not ride a freestyle as this would require exceeding the four test per day limit (See 7.11.9).

2. At the time of publication there is no FEI Children's Freestyle. The First Level Freestyle is to be used.

FREESTYLE LEVEL	TECHNICAL TESTS
Training Level	Training 2 & 3
First Level	First 2 & 3
Second Level	Second 2 & 3
Third Level	Third 2 & 3
Fourth Level	Fourth 2 & 3
FEI Pony	FEI Pony Team and Individual
FEI Junior	FEI Junior Team and Individual
FEI Young Rider	FEI Young Rider Team and Individual
FEI Intermediate 1	FEI Prix St. Georges and FEI Intermediate 1
FEI Medium Tour	FEI Intermediate A, Intermediate B, Intermediate II

## ARTICLE E 7.30 OFFICIALS REQUIRED AT CHAMPIONSHIP COMPETITIONS

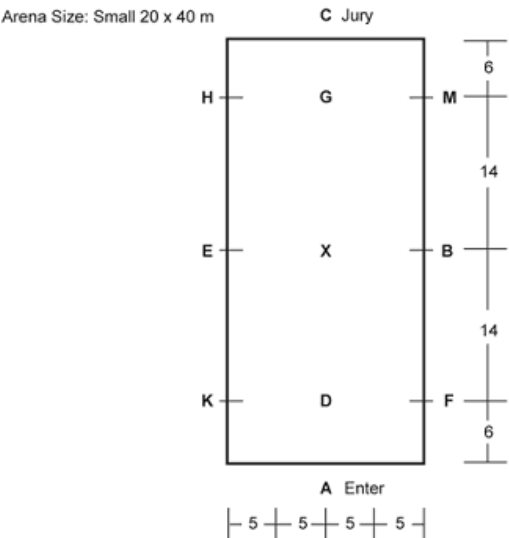
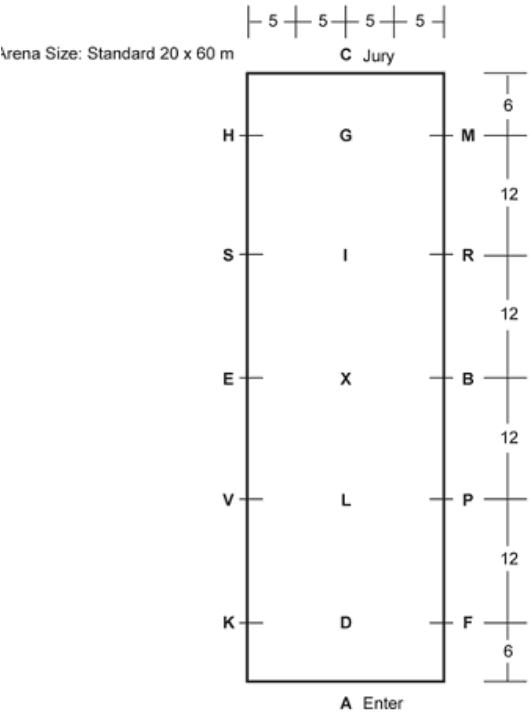
	SILVER PROVINCIAL CHAMPIONSHIPS	GOLD NATIONAL/REGIONAL/ PROVINCIAL CHAMPIONSHIPS
<b>Judge</b>	1 per ring is permitted (At least one judge at Silver Championships must be Canadian)	<p><b>Gold National Championships</b> Three FEI required (one of which must be CDN). If more than three judges are to be used they must be FEI or EC / USEF Senior Judges.</p> <p><b>Gold Regional/Provincial Championships</b> – One Senior judge or one FEI judge per ring is allowed but if at all possible, show organizers are encouraged to use two judges per ring, one of which must be Canadian.</p>
<b>Judge Restrictions</b>	Basic with Guest Card. Medium, Senior and FEI: no restrictions.	<b>Gold National Championships</b> FEI Gold Regional and Provincial Championships – Senior or FEI
<b>Steward</b>	Basic, Medium or Senior	Medium, Senior or FEI
<b>Steward Restrictions</b>	See 16.7	See 16.7

## ARTICLE E 7.31 TEST OF CHOICE

1. Tests ridden in Test of Choice classes may be used as qualifiers for Gold Provincial/Regional/National championships as well as for Silver championships and team qualification, if permitted in the team qualification criteria.
2. Tests ridden in Test of Choice classes may be used to qualify for Gold, Silver or Bronze show championships.
3. Organizing committees may offer Test of Choice classes in any division where it is beneficial for the competition and competitors i.e. where it is expected that there will be several one entry classes such as for FEI classes.

**ARTICLE E 7.32 ARENA DIAGRAMS**

All measurements in metres. 1 metre equals 3.3 feet



## **CHAPTER 8**

### **RISING STARS EQUITATION PROGRAM**

The Rising Stars Equitation Program was developed and continues to be overseen by the Rising Stars Youth Dressage Committee established in 2004 in Chilliwack, BC. In 2019 the Rising Stars Equitation program was recognized by Equestrian Canada as a dressage youth development program.

#### **Mission Statement:**

‘To provide youth riders, up to and including 25 years, the opportunity to participate in a dressage competition that is exclusively their own, in an environment that provides a fair playing field for youth riders of different age groups wherein each will compete against his/her peer group at all levels of skill, from beginners to advanced.’

#### **ARTICLE E 8.0 OBJECTIVES**

To develop and improve the equitation of youth dressage riders by providing ongoing evaluation of their equitation skills during the performance of technical dressage tests. The improvement of equitation skills is the best pathway forward to develop youth dressage riders toward higher levels.

#### **ARTICLE E 8.1 CATEGORIES**

- A) Foundation level: those competing at: Introductory; Training; First and Second, or
- B) Progressive level: those competing at: Third; Fourth and FEI

**Note:** A competition may offer the Foundation level only or both Foundation and Progressive levels. The decision is at the discretion of the competition organizing committee.

#### **ARTICLE E 8.2 LICENCE LEVELS**

- 1. Bronze, Silver, and Gold licensed Equestrian Canada dressage competitions may offer Rising Stars Equitation classes.

**Note:** For other competition opportunities, including Rising Stars Equitation classes being offered at PTSO sanctioned competitions under PTSO rules visit: [www.risingstarsdressage.com](http://www.risingstarsdressage.com)

- 2. Rising Stars Equitation classes in each division will be designated in the competition prize list by the competition organizing committee. (i.e. Foundation Level Test 2 in Training; First or Second and Progressive Level; Third through FEI)
- 3. Any youth athlete up to and including 25 years may compete in the Rising Stars Equitation Program by entering a designated technical dressage test at their level of proficiency from Introductory through to FEI. The technical test will be judged in the usual technical manner by the judge at C with a second judge, judging only the athlete’s equitation during the technical test using the Rising Stars Equitation score sheet.

**Note:** The organizing committee may use other options to offer the Equitation judging during a technical test: eg. a class designated as the RS Equitation class. The athlete rides their technical test but is only judged on their equitation using the RS Equitation score sheet. For more options, visit

[www.risingstarsdressage.com](http://www.risingstarsdressage.com)

4. If using the two-judge system, with the judge at C judging the technical test, the second judge, the Equitation judge may sit at E, H, M, B or any marked letter (at the discretion of the competition organizing committee), and judge solely on the equitation skills of the athlete.
5. Amateur athletes, 18 years and older may compete in the Rising Stars Equitation Program in classes designated for amateurs at either the Foundation or Progressive level. There will however be no 'Ride Off' at either level for amateur athletes. The amateur Champion and Reserve Champion will be determined by the highest and second highest equitation score of 60% or over in each of the Foundation or Progressive levels.
6. There may be no cross entry between Rising Stars Youth Dressage Equitation classes and Rising Stars Equitation classes for amateurs.

### **ARTICLE E.8.3 AWARDS AND CHAMPIONSHIPS**

1. The judged score from the designated technical test will be included with all other technical tests in the same class for class and competition awards. The equitation score and technical score are not combined to determine equitation placings.
2. Based only on the equitation scores of the athletes, all athletes achieving 60% or over, will be eligible to compete in one of two Equitation Championships:
  - A) Foundation level: those competing at: Introductory; Training; First and Second, or
  - B) Progressive level: those competing at: Third; Fourth and FEI

**Note:** A competition may offer the Foundation level only or both Foundation and Progressive levels. The decision is at the discretion of the competition organizing committee.

For eligible athletes in A), the Equitation Foundation Level Championship 'Ride Off' will be based solely on equitation skills judged by the 'equitation judge'.

The 'Ride Off' will be a group class including all athletes who achieved 60% or over in their Equitation test in Introductory, Training, First or Second level. Individual patterns may be requested by the 'Equitation judge' to establish the Champion and Reserve.

**Note:** If for any reason, a show committee is not able to offer the "ride off", for the Champion and Reserve Equitation Foundation Level, the Champion and Reserve will be determined by the overall highest and second highest score (from the equitation score sheet).

For eligible athletes in B) Equitation Progressive Level the Champion and Reserve will be determined by the highest and second highest equitation scores achieved by those athletes who achieved 60% or over on their equitation score at Third, Fourth or FEI level.

**Note:** Where a competition offers Rising Stars Equitation classes under more than one licence, all eligible competitors from ALL licenses will participate in A) or B) to determine the overall competition Equitation Champion and Reserve in A) and B).

If offered, Champion and Reserve Champions in both A) Foundation and B) Progressive, established at each competition, will be qualified to compete in their

Provincial or Regional Championship for a Provincial or Regional 'Ride Off'. Once Provincial or Regional 'Ride Off' Equitation Championships have been held, the intent is that an annual National Equitation 'Ride Off' be established at an appropriate venue.

If a PTSO competition is being held at the same venue, on the same dates, as an EC competition and both competitions offer Rising Stars Equitation Classes, then the Equitation Championships will include ALL athletes from BOTH competitions to establish an overall Equitation Champion and Reserve for the whole competition.

#### **ARTICLE E 8.4 ATHLETE/HORSE/PONY**

1. Athlete: Must hold at minimum, a current EC Bronze sport licence or equivalent to the EC competition licence level entered. If the athlete is competing in Rising Stars Equitation classes at a PTSO competition, a current PTSO membership is required.
2. A youth athlete up to and including 25 years is eligible for the Rising Stars Equitation Program until the end of the calendar year in which he/she reaches the age of 25.
3. Amateur athletes include anyone who is age 18 years at the beginning of the calendar year and who is classified as an Amateur (See E.3.4.2).
4. Horse/pony: Bronze competitions: There are no qualification, ownership, or registration requirements for horses or ponies that compete in Rising Stars Equitation classes. In Silver or Gold competitions, an EC Horse Identification documentation is required.
5. An eligible athlete may compete on any horse or pony of any level, subject to any limitations stated by the competition in their prize list (See A805.3)
6. Horses and ponies may be ridden by only one athlete in each category but may compete in both categories.

#### **ARTICLE E 8.5 DRESS AND EQUIPMENT**

1. ARTICLE E 4.1: DRESS - FOR EC GOLD, SILVER AND BRONZE LEVEL COMPETITIONS
2. ARTICLE E.4.2 BRIDLES, SADDLERY AND EQUIPMENT
3. ARTICLE E.4.8.1 WHIPS A whip may be carried in all levels at Bronze, Silver and Gold competitions. ARTICLE E.4.8.2 Whips may not be carried in championship classes. This includes any Rising Stars Equitation Championship 'Ride Off'.

#### **ARTICLE E 8.6 MISCELLANEOUS RULES**

1. Unauthorized assistance is prohibited (E 9.3.15).
2. Horses will be disqualified for lameness (E 9.3.6a).

#### **ARTICLE E 8.7 CLASS SPECIFICATIONS**

1. The athlete's position, seat, and use and effect of aids will be judged as described in section Article E 1.20 FEI ARTICLE 418 THE POSITION AND AIDS OF THE ATHLETE and in EC Article E 8.8.1.
2. In the 'Ride Off' for eligible athletes in the A) Foundation level, the athletes will be evaluated in a group class, based solely on their equitation skills. At the discretion of the 'equitation judge', individual patterns may be requested but it



- is not a requirement that all athletes in a class perform individual patterns
3. Athletes will be evaluated in accordance with the purpose and directives stated on the Rising Stars Equitation Evaluation Sheet.
  4. The number of horses required to work at the same time shall be dependent on the size of arena available and at the discretion of the judge. Judges may limit the number of horses required to canter at the same time.

#### **ARTICLE E 8.8 COMPETITION RING**

Equitation classes may be held in an enclosed ring that is larger than a standard dressage arena, if available. If such a space is not available, an open schooling area is permitted. If classes must be held in a dressage arena, it must be at least 20m x 60m, and no more than 6 horses shall be asked to canter at the same time.

#### **ARTICLE E 8.9 SCORING**

Rising Stars Equitation score sheets and Directives & Equitation Guidelines are available from [www.risingstarsdressage.com](http://www.risingstarsdressage.com).

#### **ARTICLE E 8.10 JUDGES**

1. At Bronze, Silver or Gold shows the judge(s) may be r, B, M, S, or FEI.

## CHAPTER 9

### EXECUTION OF TESTS, PENALTIES, JUDGING, SCORES AND PLACINGS

#### ARTICLE E 9.1 CALLING TESTS

All EC tests Introductory through Fourth inclusive may be called during the competition except for championship classes at Gold and Silver Championships when all tests must be ridden from memory.

1. If tests are called, it is the responsibility of the competitor to arrange for a person to call the test. Lateness and errors in announcing the test will not relieve the athlete from “error penalties”.
2. A competition cannot require competitors to use callers employed by the competition management.
3. Calling the tests is limited to reading the movement a maximum of twice without adding anything else which might assist the athlete. Failure to comply with this ruling will involve elimination of the competitor. It is the responsibility of the judge to monitor this.
4. Caller’s dress code: Smart casual. Jeans, slacks and mid length shorts are permitted. Tank tops, flip flops or sandals are not allowed. Inappropriately dressed callers may not be allowed to call a test.
5. Callers may not wear two way personal electronic communication devices, e.g. Bluetooth, headphones etc. while calling tests. However, they may read the tests from any form of media device.

**Exception:** callers for athletes with documented hearing impairment may use a two way communication device only if a doctor’s letter is submitted with the competition entry and the steward and judge are advised and, the competition organizer is able to appoint a supervisor to stand with the caller. Alternatively, callers for athletes with documented hearing impairment may use a one way voice amplifier if a doctor’s letter is submitted with the competition entry and the steward and judge are advised. For Para Equestrian athletes, reference Article E 6.14 Commanders and Callers. An EC Para-Dressage Dispensation Certificate indicating the athlete’s hearing impairment must be submitted with the competition entry and the steward and judge must be advised.

6. Callers must position themselves in such a manner so as to not obstruct the judge’s view.
7. Tests may be commanded in the competitor’s own language.
8. All FEI tests and all freestyle tests must be ridden from memory. **Exception** see E 14.9 Masters Test of Choice.

#### ARTICLE E 9.2 SALUTE

1. Athletes must take the reins in one hand (either left or right) at the salute, let the other arm drop loosely along the body and incline the head in a slight bow.
2. Gentlemen athletes may not remove their protective headgear at the salute.
3. The military salute is only permissible when riding in uniform.
4. In freestyle classes, the initial and final salutes must be made inside the arena and with the horse and athlete facing the judge at C.
5. Failure to salute is an error of test and the athlete will incur a two point penalty.

## ARTICLE E 9.3 EXECUTION OF THE TESTS - ERRORS AND PENALTIES

1. **Error of course.** When a competitor makes an "error of course" (takes a wrong turn, omits a movement, etc.) the judge at C rings the bell. The judge at C shows the athlete, if necessary, the point at which he/she must take up the test again and the next movement to be executed and then leaves the athlete to continue by him/herself. If ringing the bell would unnecessarily impede the fluency of the performance, it is up to the judge at C to decide whether to do so or not. One example of this would be if an athlete made a transition from medium trot to collected walk at V instead of K. Another example would be a canter pirouette on centre line ridden at D instead of L. In principle, a competitor is not allowed to repeat a movement of the test unless the judge at C decides on an error of course (rings the bell). If, however, the rider has started the execution of a movement and attempts to do the same movement again, the judges must consider only the first movement shown and, at the same time, penalize for an error of course.
  - a) If the bell is not rung and the same error occurs again because the same movement is required to be repeated in the test, only one error is recorded.
  - b) If an athlete performs a rising trot when sitting trot is required, or vice versa, the judge must ring the bell and warn the athlete that this is an error that accumulates if repeated, leading to elimination at the third occurrence.The decision as to whether or not an error of course/test has been made will be that of the judge at C. The other judges' scores will be adapted accordingly.

### 2. **Penalization.**

In all tests ridden at National level competition (Introductory through Fourth Level), every "error of course", whether the bell is sounded or not, must be penalized, except as noted in 9.3.1 above:

- the first time by 2 points,
- the second time by 4 points,
- the third time the competitor is eliminated. However, at the discretion of the judge, the rider may continue to finish to test. If the competitor's continued presence in the ring is about to interfere with the start of the next scheduled ride, then the judge must excuse him/her from the ring.

### **FEI Children, Pony, Junior, Young Rider through Grand Prix and Young Horse**

In all FEI tests ridden at National level competitions, every 'error of course', whether the bell is sounded or not, will always be penalized using the current FEI error scale stated on the relevant test.

3. **Error of test/Other Penalties – Technical Faults.** All of the following are considered errors/technical faults which incur two penalty points in EC level classes and 0.5% (zero point five percentage points) in FEI classes ridden at EC competitions, they will be deducted per fault by each judge but these deductions are not cumulative and will not result in elimination (including the Freestyle tests):
  - athletes not taking the reins in one hand at the salute
  - entering the space around the arena with a whip or with boots/bandages on the Horse's legs or with discrepancy in dress (eg. lack of gloves)
  - entering the dressage arena with a whip or with boots/bandages on the horse's legs or with discrepancy in dress (e.g. lack o gloves). If the test has already started before the discrepancy has been noticed, the judge at C

stops the athlete and if needed and possible, an assistant may enter the arena to remove the item(s). The athlete then continues the test, either starting from the beginning from the inside of the fence or from the movement where they were stopped. The marks given before they were stopped are not changed

- entering the arena before the sound of the bell
  - not entering the arena with 45 seconds after the bell but within 90 seconds
  - for freestyle tests, entering the area after more than 30 seconds of music
  - using voice or clicking the tongue repeatedly
4. **Unnoticed error.** If the judge(s) has not noted an error, the competitor has the benefit of the doubt.
  5. **Penalty Points.** The penalty points are deducted on each judge's sheet from the total points obtained by the competitor.
  6. **Lameness.** In the case of lameness which shall include marked unevenness and/or irregularity, the judge at C informs the competitor that he/she is eliminated and must report directly to the steward for a tack check. There is no appeal against this decision.
    - a) In the case of two eliminations for lameness on the same day, a horse may not compete until the next day of competition and must not be ridden in the warm up area until the next day of competition. The show organizer or scorer is responsible for communicating to the steward when a horse has been eliminated for lameness.
  7. **Late entry.** Not entering the arena within 45 seconds after the signal, but within 90 seconds, is considered an error and two points will be deducted. This is not cumulative. Horse and athlete combinations not entering the competition arena within 90 seconds after the signal will be eliminated.
  8. **Entering before the signal.** An athlete who enters the arena before the starting signal is sounded may be advised by the judge to exit and commence the test again. The mark for the entrance will be given and crossed out with one line and then another mark applied to indicate a deduction of 2 points with the remark "rider entering before start signal." The deduction must appear on each judge's sheet. **Note:** This is not to be considered an error of course.
  9. **Salute.** Competitors must take the reins in one hand at the salute. See Art. E 9.2
  10. **Fall.** In the case of a fall of horse and/or competitor, the competitor will be eliminated and is not permitted to remount and continue the test. A competitor is considered to have fallen when he/she is separated from the horse in such a way as to necessitate remounting or vaulting into the saddle. A horse is considered to have fallen when at the same time both its shoulder and quarters have touched the ground.
  11. **Leaving arena during the dressage test.** A horse leaving the arena completely, with all four feet between the entry and the final salute will be eliminated.
  12. **Resistance.** Any resistance which prevents the continuation of the test for longer than 20 seconds will result in elimination. However, resistance that may endanger athlete, horse, officials or the public will be cause for elimination for safety reasons earlier than 20 seconds. This also applies to any resistance before entering the dressage arena.
  13. **Re-riding a test.** The judge may stop a test and/or allow a competitor to restart a test from the beginning or from any appropriate point in the test if, in his/her opinion, some unusual circumstance has occurred to interrupt a test. No test

shall be re-ridden except as noted here or in the freestyle when the music fails. See 10.3.9 for protocol to be followed in the case of music failure.

14. **Beginning/End of test.** A test begins with the entry at A and ends after the salute at the end of the test. Any incidents before the beginning or after the end of the test have no effect on the marks.
15. **Outside assistance.** Any outside help by voice, signs, etc. (earphone and/or electronic communication devices included) is considered illegal or unauthorized assistance to an athlete or to his horse and will result in elimination. A member of the jury may not discuss a ride with a competitor before the bell or after the final salute. A competitor may, however, ask the steward's permission to approach a judge after the completion of a class at an appropriate break in the schedule. Any assistance around the competition arena prior to entering at A is not considered unauthorized assistance.  
**Exception:** In-hand work is not permitted.
16. **Details as to the Freestyle Test.** An athlete must enter the arena within 30 seconds of the music starting. Exceeding 30 seconds will entail elimination. The music must cease at the final salute. If the music does not cease, a penalty of 0.5 of a mark is applied to the mark for the music. At the beginning and end of a Freestyle Test a halt for the salute is compulsory. The timing of the test will start as the athlete moves forward from the halt.
17. **Inappropriate Voice.** The use of a loud voice or clicking the tongue repeatedly is a serious fault and must be penalized by the deduction of at least two marks from the movement in which it occurs. The use of an inappropriate voice will incur a deduction of marks each time it is used but does not constitute elimination, nor should it be scored as an error of test or error of course. For example, a judge awarding eight to a movement must deduct two points or more from the given mark (e.g. 8 becomes 6, comment: voice).

## ARTICLE E 9.4 DISMOUNTING

An athlete dismounting after entering the arena will be eliminated from the test.

## ARTICLE E 9.5 ELIMINATION FROM A CLASS

An entry shall be eliminated under the following circumstances:

- evidence of blood on the horse (environmental causes such as insect bites shall not normally be cause for elimination). If a competitor is eliminated for this reason, they must report directly to the steward for a tack check.
- use of illegal equipment (see Chapter 4)
- failure to submit to a tack check as required (see 4.16). This also applies to athletes identified for a tack check if the competition is holding random tack checks.
- contravention of dress rules (Chapter 4)
- unauthorized assistance (see 9.3.15, 9.1.2, 4.15)
- three errors of course (see 9.3.2)
- resistance of more than 20 seconds in a test (see 9.3.12)
- fall of horse or athlete during the test. (see 9.3. 10)
- dangerous/unruly behaviour of horse (see 7.11.7, 9.3.12)
- all four feet of the horse leave the arena (see 9.3.11)
- exceeding 30 seconds to enter the arena after the start of the music in the freestyle test (see 9.3.16)
- dismounting during a dressage test (see 9.4)

- scoring less than 40% of the total marks obtainable in the test (see 9.9.8)
- lameness (see 9.3.6)
- carrying a whip into the competition arena at any EC Championship. Exception: side saddle riders may carry a whip. For FEI sanctioned competitions, i.e. CDI's, Team Trials or World Cup Qualifier, Refer to FEI Rules and/or the team criteria as published. (see 4.8.2)
- Second offence at a given competition for not wearing assigned number in competition or while out of the stall. (see 7.11.2)
- Taking more than 90 seconds to enter the arena at A after the start signal (E9.3.7).

## **ARTICLE E 9.6 DISQUALIFICATION (FROM A COMPETITION)**

A competitor shall be disqualified under the following circumstances:

- Misrepresentation of entry or inappropriate entry
- Abuse/cruelty See General Regulations A517
- The horse's tongue has been tied down
- Possible disqualification, at the discretion of the ground jury, for second offence of horse/handler not wearing assigned competition number when out of the stall.
- A competitor may be disqualified for use of illegal equipment at any time on the show grounds at the discretion of the ground jury.

## **ARTICLE E 9.7 JUDGING A TEST**

Judges are personally responsible for their decisions and classifications. They may not take into account any advice or observations from persons who are not members of the ground jury or anything that they know beforehand about the competitors or their horses.

1. The mark for each movement should establish whether the movement is performed sufficiently (5 or above) or insufficiently (4 or below).
2. In a movement which must be carried out at a certain point in the arena, it should be done at the moment when the competitor's body is above this point, except in transitions where the horse approaches the letter from a diagonal or perpendicular to the point where the letters are positioned. In this case, the transitions must be done when the horse's nose reaches the track at the letter so that the horse is straight in the transition.
3. If a problem appears once, it may be treated lightly by the judge; if it appears successively, it will be scored more harshly each time, i.e. nodding, stumbling, shying, etc.
4. In the event that the horse starts to defecate or urinate, after the judge rang the bell, but before the start of the test, the clock will be stopped until the horse is ready to continue, at which point the clock will be restarted.
5. Grinding teeth: If a horse is content and happy to work, then it is not a resistance and does not need to be penalized. If the grinding is caused by tension (stiff back, swishing tail, etc.), one must go down 1 point on the quality of the movements and in the mark for submission.
6. Horses that get their tongues over the bit or perform with an open mouth shall be marked down.
7. In the freestyle, the timing of the test begins in the first stride after the salute – which must be made inside the dressage arena and facing the judge – and ends after the final salute.

8. If an athlete has to restart in a Freestyle test, they can choose to start from the beginning of the test or from where stopped. In any other test, the athlete must restart from where they stopped. Any scores given before the interruption remain.
9. The judging of EC and FEI freestyles begins with the halt.
10. If an athlete at FEI Junior level or higher rides an FEI test in a snaffle bridle, the judge must make a note to that effect on the test sheet.
11. No competitor can be required to ride prior to his/her scheduled time, however, as a matter of courtesy and to aid in the efficient running of the competition, competitors should be aware that they may be asked, with due notice, to advance their showing times.
12. All movements and certain transitions which have to be marked by the judge(s) are numbered on the judge's sheets.

a) The scale of marks is as follows:

10	Excellent	4	Insufficient
9	Very Good	3	Fairly Bad
8	Good	2	Bad
7	Fairly Good	1	Very Bad
6	Satisfactory	0	Not Executed*
5	Sufficient	Practically nothing of the required movement performed.	

- b) Half marks from 0.5-9.5 may be used for movements and collective marks.
- c) Half marks may be used for all marks in freestyle tests.
- d) In tests for five (5) and six (6) year old Young Horses, marks from 1-10 are used and may include the use of 1 decimal place. In tests for seven (7) year old Horses, technical marks from 1-10 are used; on the Quality of Paces marking sheet, 1 decimal place may be used.
- e) In tests for Children, technical marks from 1-10 are used; on the Quality of Riding marking sheet, 1 decimal place may be used.

NOTE: One decimal place means the decimal point followed by the number i.e. .5 as in 7.5; .2 as in 8.2 etc.

## ARTICLE E 9.8 RETURNING TESTS TO COMPETITORS

Competitors can ask for their judging sheets on the completion of the class, after the class has been placed.

## ARTICLE E 9.9 SCORES AND PLACINGS

1. After each performance and after each judge has given his/her collective marks, the judge's sheets are given to the scorers. The marks are multiplied by the corresponding coefficient where applicable then totaled. Penalty points incurred for errors in the execution of the test are then deducted on each judge's sheet. (See 9.3.2).

**Note:** All scores in both technical and freestyle dressage tests MUST be calculated to the third decimal point.

2. The score is the total of the points awarded on the test sheet. With more than one judge, the sum total determines the placing. If there are two or more judges, the total points awarded by each judge will be published separately in addition to the total score.

3.
  - a) As there are no duplicate score sheets, scorers must record the total points for movements and the collective marks, as well as penalty points for each test on a master sheet prior to posting scores, as a record for protests, ties and championships.
  - b) If a mathematical error on a score sheet is noted, it must be brought to the attention of competition management within 2 hours of the officially posted scores at which time the tests are available for pick-up. Any adjustments to scores and corrections to placings/awards/prize monies must be posted and announced within 30 days.
4. Individual placings and ties: in all competitions the winner is the competitor having the highest total points, the second is the one with the next highest total points and so on. In the case of equality of points the competitor with the highest total of collective marks shall be declared the winner. When collective marks are tied, the horses shall remain tied.
5. Ties in classes which involve prize money shall remain tied for the purpose of dividing prize money and then broken for awarding ribbons according to rule 9.9.4 above.
6. Ties, In the case of an unbreakable tie each horse will remain tied (See 9.9.4). For example, if three horses were tied for second place, each would receive second place. The next placed horse would receive fifth place.
7. Any horse receiving less than 50% of the total points obtainable in a test shall not be eligible for awards, ribbons or prizes.
8. Any horse receiving less than 40% of the total points obtainable in a test will be eliminated from that class.
9. Championship Competitions see 7.23, 7.24 and 7.25.
10. When there is only one horse in a class, ribbons and prizes shall be awarded in accordance with the following chart of percentages:
  - ☐ 1st .....63% or higher
  - ☐ 2nd .....60% to 62.9%
  - ☐ 3rd.....58% to 59.9%
  - ☐ No ribbons or prizes shall be awarded below 3<sup>rd</sup> position.
11. Competition organizers should post scores as soon as possible after each test.
12. The organizers of a competition are not obliged to make public any figures other than the total scores of each judge and the final placings.



## **ARTICLE E 9.10 CHAMPIONS AT NON-CHAMPIONSHIP COMPETITIONS**

1. Competition organizers may award championships or high point awards at each level (Introductory through Grand Prix).
2. On no account may a competition division or level championship be determined by the results of one class.
3. For a level championship (i.e. First Level Champion) to be offered there must be two or more classes in the level held (i.e. First Level tests 1 & 2, or 1, 2, 3 & 4 etc.).
4. Champion and reserve champion must be established by totaling the horse/rider combination percentages achieved in the designated classes which must have been identified in the prize list (e.g. First Level 1, 2 & 3, top two scores to count OR all scores to count). The competitor with the highest total will be named champion. The competitor with the second highest total will be named reserve champion.
5. In the event of a tie, the athlete with the highest single percentage score is declared the winner.
6. In the event that category (Jr/Am/Open) classes are not offered, a category championship may be offered, based on results obtained in the open classes. Eligible athletes in each category (Jr/Am/Open) will qualify for the category championship through their results in the open classes.
7. At all EC competitions, any horse receiving less than 50% on a technical test will not be eligible for any class awards, championships or reserve championships.

## **CHAPTER 10**

### **FREESTYLE TESTS**

#### **ARTICLE E 10.0 FREESTYLE COMPETITION**

Dressage musical freestyle is an exciting and creative combination of the technical and artistic aspects of classical dressage. Recorded music is mandatory. It includes all the paces and the fundamental movements as required in the technical test of the same level. The athlete is, however, absolutely free to choose the choreography within the stated time allowed. The test should clearly show the unity between the athlete and horse as well as harmony in all the movements and transitions.

#### **ARTICLE E 10.1 FREESTYLE MOVEMENTS**

1. EC freestyles will be at Training, First, Second, Third and Fourth Levels. Pas de Deux and Quadrille test sheets are also available. See reference below in E.10.1.2.
2. Organizers are reminded that EC/USDF or FEI freestyle sheets must be used at EC competitions (Bronze, Silver, Gold) offering freestyles. Sheets may be obtained from EC at [www.equestrian.ca/sport/dressage](http://www.equestrian.ca/sport/dressage) or the FEI at [www.fei.org](http://www.fei.org) websites.
3. It is the responsibility of the athlete to put his/her ride together and to incorporate all the required movements in the time allowed.
4. Compulsory, additionally allowed and forbidden technical movements for each level of freestyle can be found on the freestyle test sheets which may be obtained from the EC website [www.equestrian.ca](http://www.equestrian.ca).
5. The test time will start as the athlete moves forward from the halt and ends with the final halt and salute.
6. Comments as to FEI Freestyles can be found in the FEI Rules for Dressage which can be found on the FEI website - [www.fei.org](http://www.fei.org).

#### **ARTICLE E 10.2 REQUIREMENTS, LIMITATIONS & PENALTIES**

1. Athletes are not required to submit a written copy of their freestyle program.
2. All compulsory technical elements listed on the test sheet must be incorporated into the freestyle program.
3. An athlete must enter the arena within 30 seconds of the music starting or they may be eliminated at the discretion of the judge.
4. The music must cease at the final salute. If the music does not cease, a penalty of 0.5 of a mark is applied to the mark for the music. Each athlete may have a representative in the sound system booth to supervise the handling of the music.
5. At the beginning and end of a freestyle test a halt for the salute is compulsory. The initial and final salutes must be made inside the arena and with the horse and athlete on the centreline facing the judge at C.
6. Movements performed before the initial halt and salute are not scored but they are considered.
7. Movements performed after the maximum time allowed in a freestyle will not be considered by the judges and the ride will be penalized by 1 point from the total Artistic Impression for exceeding the time limit. A 10 second grace period should be given before a deduction is taken.
8. An athlete performing higher movements than the level called for (clearly forbidden movements) will be penalized by 4 points from the Total Technical Execution for each illegal movement, but not for any recurrences of the same illegal

movement. Judges must be fair by taking into consideration whether the movement was accidental or intentional. Athletes should read their level tests carefully to be certain that they are not including higher-level forbidden movements. All EC level test sheets state which movements are compulsory, additionally allowed or forbidden. (E.10.1.4) For athletes competing in FEI freestyles at EC competitions, the FEI test sheets state which movements are compulsory, additionally allowed or forbidden. (FEI Dressage Rules at <https://inside.fei.org>.)

9. **ERRORS:** The bell is not rung for errors occurring in Freestyle tests. Errors occur for failure to salute at the halt or rising at trot in Second level and above. Two points will be deducted for each error, however they are not cumulative and will not result in elimination.

### **ARTICLE E 10.3 MUSIC**

1. Recorded music is mandatory.
2. Live music is not permitted.
3. It is the responsibility of the competitor to select appropriate music for their freestyle.
4. The athlete must provide their music to the show organizer in the format(s), method(s), and time frame specified in the prize list.
5. The athlete is responsible for making sure they do a sound check at a time convenient to the show organizer.
6. Each athlete may have a representative in the sound system booth to supervise the handling of the music.
7. If music is on a CD, the athlete should have a back-up copy of their freestyle music available in a different media format.
8. In the case of an athlete's music failing during the freestyle test and in cases where there is no back-up system, the athlete can, with the permission of the judge at 'C', leave the arena to re-start or start at a later time.

There should be a minimum of interference with the starting times of the other athletes and the affected athlete should return to complete or restart his/her test during a scheduled break in the competition or at the end of the competition.

The athlete may decide whether to restart the test from the beginning or from the point where the music failed. The marks will continue from the point where the music failed. Marks already given will not be changed.

### **ARTICLE E 10.4 FREESTYLE SCORING**

1. Half and full points are used for Technical Execution; half, full and one tenth marks may be used for Artistic Impression
2. Scoring of EC freestyle tests is out of a total of the maximum possible points at each level, the same as for scoring of all EC technical tests. There is a technical component/section, compulsory movements on the left side of test sheet and artistic impression on the right side of test sheet, each are scored separately then added together for the final scoring as shown on each test sheet.
3. Scorers must apply the relevant coefficients to each movement as marked by the judge, in both the technical and artistic sections. These coefficients are clearly marked in the column titled Coefficient (Co-eff) in both the technical and artistic sections. Once the coefficients have been calculated, scorers must total the technical section and the artistic sections separately.

4. Once the technical and artistic totals are prepared, scorers must then add the total of the technical and artistic scores together and divide by the total possible score to calculate the final percentage to three decimal points.
5. When there is more than one judge, each judge's final total shall be added together and divided by the number of judges. This number will then be calculated as a percentage as in Article E 10.4.4 above.
6. The key to correct calculation is to ensure the decimal point is placed correctly.
7. All scores in both technical and freestyle dressage tests must be calculated to the third decimal point.
8. In the case of a tie, the higher score for artistic presentation will determine the winner. Should the artistic mark be the same, the higher mark for harmony will decide. If still tied the higher mark for choreography will decide. Should the artistic mark be the same, the higher mark for harmony will decide. If still tied the higher mark for choreography will decide.

#### **ARTICLE E 10.5 LOCATION OF JUDGES IN FREESTYLE TESTS**

In EC competitions, when two or three judges officiate in a freestyle class, they may be located at the short end of the arena (e.g. M/C, C/H or M/C/H) but it is strongly recommended that one of these judges be placed on the long side at either B or E. It is recommended that at EC competitions where there is a judging panel for freestyles, that an uneven number of judges (3 or 5) ensures appropriate symmetry of judging.

#### **ARTICLE E 10.6 FREESTYLE ELIGIBILITY**

1. Freestyle eligibility for athletes in Gold and Silver competitions (all EC levels and FEI freestyle levels): A horse/athlete combination must have obtained a minimum score of 60% in a dressage test at the same technical level, or higher, as the freestyle they wish to enter (e.g. 60% in First or Second Technical Level to compete in either First or Second Level Freestyle or both First and Second level Freestyles. Proof of eligibility may be requested with the entry).
2. The dressage score may have been obtained at an EC Gold/Silver dressage competition prior to the competition, or may be obtained at the same competition in which they wish to enter the freestyle. **Note:** Bronze competitions require no prior minimum technical score to enter. Furthermore, an athlete in a Bronze competition may enter a freestyle without having ridden the technical test at the level of freestyle entered (e.g. competes in first level technical and second level freestyle).
3. Technical scores earned at Silver competitions count toward being allowed to enter a freestyle in a Gold competition and vice versa.
4. A horse/rider combination may compete in a maximum of two consecutive EC freestyle levels per day. These must correspond to the technical levels at which the horse/rider combination are competing on the same day; e.g.: Second Level technical plus First and Second Level freestyles.
5. At the time of publication there is no FEI Children's freestyle. Child athletes may compete in the First Level Freestyle.

## CHAPTER 11

### DRESSAGE SPORT HORSE/PONY BREEDING CLASSES

With certain exceptions, these rules (Chapter 11) are based on the copyrighted rules ©1999 of the USEF (formerly American Horse Shows Association, Inc. AHSA) and are printed with the permission of the USEF, which neither sponsors nor is responsible for their publication or implementation at any EC competition or activity. Reproduction without express written permission of the USEF is strictly prohibited. Purpose: To encourage the breeding of horses suitable for dressage and to provide an opportunity to demonstrate the effectiveness of breeding programs.

#### ARTICLE E 11.1 GENERAL REGULATIONS

1. A competition with an EC approved Dressage Sport Horse Breeding division, which could include Materiale classes, must have either an EC licensed dressage judge and/or an approved USEF Dressage Sport Horse Breeding judge plus an EC licensed steward experienced in dressage.
2. A breeding division for dressage may be held separately or in conjunction with any EC-sanctioned competition.
3. Classes shall be open to any horse without regard to size, breed or origin. Separate classes for ponies or specific breeds may also be included and must be clearly specified in the prize list.
4. Horses' quality shall be evaluated as to potential for dressage/sport horses or breeding stock.
5. Current EC Dressage Sport Horse Breeding Score sheets are required. For the classes listed, see 11.3. Score sheets may be found on the EC website [www.equestrian.ca](http://www.equestrian.ca).

#### ARTICLE E 11.2 DEFINITIONS

1. **Stallion:** For the purposes of this division only, an ungelded male horse, four years old or older.
2. **Broodmare:** A female horse, four years old or older which is in foal, or is currently nursing.
3. **Yeld:** A female horse, four years old or older, which has never been bred (maiden), or which is not currently bred or nursing.
4. **Breeder:** The owner or lessee of the mare at the time of conception.
5. **Maiden:** A female horse, four years old or older, which has never been bred.
6. **Age:** For competition purposes, any horse is considered to be one year old on the first day of January following the actual date of foaling. A mature horse is one that is four years of age or older.  
**Exception:** In order to compete in any under saddle class, a horse must be at least 36 months of age at the time of competition.
7. **Handler:** Any person who holds walks or trots a horse while it is being judged in the competition area or ring for any in-hand or group championship class, except as noted below.
8. **Assistant handler:** Any person, other than the handler, who holds or walks a horse in the competition area or ring during a class, whether or not it is being judged. An assistant handler is permitted only for callbacks after in-hand or group classes, for championships and for handling non-competing mares or foals, which accompany another entry in the competition ring. Assistant handlers may not show a horse at the trot, and if not EC Sport Licence holder,

are exempt from the EC non-sport licence holder fee, but are otherwise subject to all rules regarding handlers. See Section A, General Regulations, Chapter 2.

### ARTICLE E 11.3 CLASSES

1. Dressage Sport Horse In Hand classes may be held for mares and stallions in any age group and for geldings in any age groups 3 years old and under. Dressage Breeding In Hand classes may be held for mares and stallions, age groups 2 years old and older. Any of the following classes may be included or combined at the discretion of competition management with the exception that in sport horse or breeding classes (in-hand), horses of one sex shall not be judged against those of the opposite sex except in specified group classes, championship classes or special classes for single breeds or amateur handlers. Colts and geldings may be shown together.
2. The following in-hand classes may be offered and may vary at the discretion of competition management: in-hand Classes (Prize List must specify Sport Horse or Breeding): Fillies of current calendar year with or without dam (fillies only to be judged); Colts of current calendar year with or without dam (Colts only to be judged); Yearling fillies; Yearling colts; Yearling geldings; Two-year-old fillies; Two-year-old colts; Two-year-old geldings; Three-year-old fillies; Three-year-old colts; Three-year-old geldings. The following may be divided by age, except suitable to become a broodmare: Four-year-old and older maiden mares; Four-year-old and older broodmares (yeld) without foals; Four year old and older broodmares with foals at foot (Mare only to be judged); Suitable to become a broodmare; Four-year-old and older stallions.
  - a) Group Classes (where multiple ownership is permitted, owners must be listed): Broodmare and foal (Entered under dam's name. To be judged 50% mare and 50% offspring); Dam and produce (dam and two or three of her offspring; prize list will specify two or three. Entered under dam's name, multiple ownership permitted. To be judged 50% dam and 50% offspring); Produce of Dam (with or without dam, two or three offspring. Entered under dam's name; multiple ownership permitted. Offspring only to be judged); Sire and Get (sire and two or three of his get. Entered under sire's name, multiple ownership permitted. To be judged 50% stallion and 50% get); Get of sire (without sire, two or three of his get. Entered under sire's name, multiple ownership permitted. Get only to be judged); Breeder's group (group of no more than three horses of any age or sex, all bred by the competitor and entered under the competitor's name. All horses must have been judged in their individual in-hand classes). Colts and geldings may be shown together; Family Class (Three mares related in one of three ways: mother and two daughters; mother, daughter and granddaughters; three daughters mother deceased. To be judged 50% overall family quality and 50% improvement in successive breedings).
  - b) Championship classes may be offered at the discretion of management. Details must be included in prize list.
  - c) Dressage/Sport Horse Under Saddle Classes. Horses entered in the following classes must also have been entered and judged in at least one of the in-hand or group classes.

**Exception:** Classes for the same sex may be combined at the discretion of the management: Three-year-old fillies; Three-year-old colts and geldings; Four-year-old and older mares; Four-year-old and older stallions.

#### **ARTICLE E 11.4 ENTRIES**

1. Entries in produce of dam and get of sire classes must be made by the owner of the dam or sire, or with written permission from the owner, in the name of that dam or sire.
2. All offspring entered in produce of dam and get of sire classes must be named on the entry form. Multiple ownership is permitted and owners must be listed.
3. If both Dressage Sport Horse and Dressage Breeding classes are offered in each age/sex group, eligible horses may enter both classes.
4. Any and all handlers (including assistant handlers) of horses in the competition ring are required to sign an entry blank, see Section A, General Regulations, Chapter 9, Competitors. Handlers must be EC members or pay a non-member fee. Assistant Handlers need not be EC members and are exempt from the non-member fee.

#### **ARTICLE E 11.5 EQUIPMENT AND TURNOUT**

1. Braiding is optional.
2. Bridles are mandatory on two-year-olds and older. A bridle shall consist of a snaffle bit (as pictured and listed in 4.2 and 4.3) with two reins and headstall with throatlatch. Noseband is optional. A split or single chain may be used instead of reins. Horses under the age of two may be shown in halters.
3. Bandages of any kind are forbidden during a class.
4. The handler and/or his assistant may each carry only one whip, or one standard lunging whip (without attachments, i.e. plastic bags, etc.).
5. Conservative sports attire is recommended for the handler, see Section A, General Regulations, Chapter 9 Competitors.
6. In under saddle classes, Dress and Saddlery and Equipment must conform to Chapter 4, except that all horses are required to compete in a snaffle. See 4.2.1.

#### **ARTICLE E 11.6 GENERAL**

1. A judge must order from the ring any horse, athlete or handler who exhibits inappropriate or dangerous behavior or whose actions would in any way threaten the safety of any competitor, their entries or the safety of class officials.
2. A scribe shall be provided for each judge whose sole duty shall be to record the judge's scores and comments on the horse's individual score card.
3. When possible, the announcement of awards will include the breeding of the horses pinned: sire, dam, dam's sire; as well as the name of the owner and the breeder.
4. Refer to USDF Dressage Sport Horse Breeding Guidelines for additional information relating to Dressage/Sport Horse Breeding.
5. If the schedule permits, management may allow time for questions from competitors to judges at the end of the show.
6. Each horse must have a separate handler or assistant handler at all times.

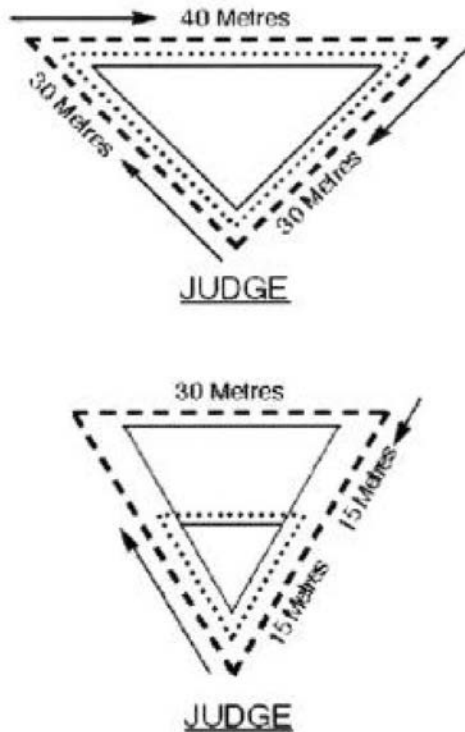
#### **ARTICLE E 11.7 COMPETITION VETERINARIAN**

If the competition veterinarian is on the premises, he/she must be available to the judge. The handler must give permission to the judge and/or veterinarian before either touches the horse. If the veterinarian is not immediately available, or not called upon, the judge's decision as to the serviceable soundness of a horse must be final. For further regulations governing Competition Veterinarian, refer to the Section A,

## **ARTICLE E 11.8 CONDUCT OF CLASSES**

1. In-Hand Classes: Horses being shown individually on the triangle.
  - a) Following a posted or announced order, or on request from the judge, entries in each class will approach the judging area one at a time, walk to the apex of the triangle, and await the judge's request to proceed on the triangle. The handler will lead the horse on the perimeter of the triangle at walk and trot, returning to the apex to stand the horse for conformation judging or to repeat any movement at the judge's request. Handlers are permitted to have one assistant if necessary. Repetition of all or any part of the movement on the triangle may be allowed at the judge's request only. At the completion of the judging, the handler will lead the horse away from the judging area. The next horse will enter the judging area promptly. The judge may elect to judge conformation either before and/or after judging the horse's movement on the triangle.
  - b) The horse is to be shown in an "open position," i.e. with all four legs of the horse visible to the judge when standing on either side of the horse. After all horses have been shown on the triangle, some or all may be recalled (depending on size, format and schedule of the competition) to be shown in groups at a walk and trot. If horses are to be recalled, the prize list or program must state that this procedure will be used.
2. Horses being shown in-hand in groups:
  - a) Groups will be examined one group at a time, but not necessarily on the triangle. At the discretion of the judge, they may be asked to move at the trot and then at the walk, either in line or moving around the arena. Horses shall stand for conformation judging before and/or after completion of the horse's movement.
  - b) The Judging Triangle: Two basic triangle designs are acceptable for presenting horses to the judge. Competition management may choose the triangle best suited for local conditions. Triangle corners should be well defined. Footing must be firm. Decorative fencing, plants or flowers are allowed. Horses must travel to the right. The following diagram shows the suggested use of the triangle. The size of either triangle may be adjusted to meet local conditions.
3. Under Saddle Classes: Depending on local conditions, these classes may be divided at the judge's discretion.
4. Foals may not be shown loose, unless specifically allowed by management in the prize list, in which case, provisions must be made to separate each entry, while being shown, from others in the class. These entries must be shown in a completely enclosed area. This enclosed area must be substantial enough in height and in construction to prevent injury to horses and/or handlers and/or spectators, and to prevent foals from leaving the area.





#### **ARTICLE E 11.9 JUDGING SPECIFICATIONS**

1. In Hand Classes (Dressage Sport Horse and Dressage Breeding Stock): Horses shall be judged at the walk and trot on the triangle and standing for conformation.
2. Dressage Under Saddle Classes: Horses shall be judged at the walk, trot and canter in both directions.
3. Group Classes: Transmissible weakness or predisposition to unsoundness shall be penalized, commensurate with severity.
4. Scoring Categories: Score sheets for the following classes can be obtained from EC.
  - a) Dressage Breeding and Group Classes: 50% Movement, 40% Conformation, 10% General Impression (including masculinity (stallion) and femininity (mare); development and harmony)
  - b) Dressage Sport Horse Classes: 60% Movement, 30% Conformation, 10% General Impression (including impulsion, balance and temperament.
  - c) Dressage Under Saddle Classes: 60% Movement, 30% Conformation, 10% General Impression (including impulsion, balance and rideability), or horses may be placed with no actual scores awarded.
5. Championship Classes: More than one judge may officiate. The judge(s) will re-evaluate the entries, with or without awarding scores. All horses must be re-

evaluated in the same manner, and all horses must be shown at the walk and trot.

6. Conformation is to be evaluated in terms of potential trainability, potential performance and predisposition to unsoundness. Function, not fashion, is to be emphasized. Weakness or conformation faults with a predisposition to unsoundness or to difficulties in training shall be penalized. Blemishes are not to count unless resulting from conformation faults.
7. Gaits are to be evaluated in terms of purity, quality and correctness. Purity and correctness are more important than brilliance at this level. Correct gaits, contributing to ease of training and the horse remaining sound and usable, are more important than gaits which are merely superficially flashy. Purity and quality are judged mainly in profile. Correctness is judged mainly while the horse is coming to and going away from the judge's position.
8. Unsoundness. A horse shall be disqualified for unsoundness at the judge's discretion in Dressage Breeding and Group classes.
  - a) In Dressage Sport Horse In Hand and Under Saddle classes, unsoundness is defined as showing evidence of lameness
  - b) In Dressage Breeding In Hand and Group classes, unsoundness is defined as showing evidence of lameness or broken wind.

#### **ARTICLE E 11.10 JUDGING PROCEDURE**

1. A judge shall have the option of using individual score cards or class sheets, or in the case of a large under saddle class, placing horses in order of ranking in line up.
2. When two or more judges are officiating, they may agree to use only individual score cards or class cards and agree on each score before informing the scribe.
3. Decimals may be used in scoring.
4. Tied scores shall be broken first by referring to the totals of the movement scores. If still tied, the tie may be broken at the judge's discretion, by the use of decimals, or the horses may be examined again (movement only). If a class is judged by more than one judge, the judges may consult and arrive at one agreed upon placement.
5. Scores must be reported as a total based on the above percentages against a possible total of 100%, and all scores (if given) and placings must be published. Unofficial scores may be published during the class and/or final scores may be published at the end of each class.

## **CHAPTER 12**

### **MATERIALE CLASSES**

#### **MATERIALE CLASSES**

Materiale classes may be held in both EC dressage or EC competitions and Sport/Breeding competitions.

#### **ARTICLE E 12.1 CLASSES**

All classes are open to horses and ponies

1. Limited to three-year-old fillies.
2. Limited to three-year-old colts and geldings.
3. Limited to four- and five-year-old mares,
4. Limited to four- and five-year-old stallions and geldings.

Classes #1 and #3 for fillies and mares may be combined.

Classes #2 and #4 for colts, geldings and stallions may be combined but fillies and mares may not be combined with classes for colts, geldings and stallions except in Championship classes.

#### **ARTICLE E 12.2 CLASS ROUTINE**

Horses/ponies enter the ring at a walk in clockwise direction at the discretion of the ringmaster and officiating judge(s). Entries are to be shown in both directions in the ring at a walk, trot and canter. It is recommended that groups of no more than six horses/ponies canter at one time. Horses/ponies will not be asked to gallop but four and five year olds may be asked to lengthen the stride at trot. However, when three year olds are shown together with four and five year olds, horses/ponies may not be asked to lengthen stride at trot or canter.

#### **ARTICLE E 12.3 JUDGING**

Scores will be evaluated according to the criteria listed on the Materiale Scoresheet using the following percentage points:

30% each for walk, trot and canter for a total of 90%; 10% General Impression (including impulsion, balance, rideability, presence and suitability to dressage as described on the class score sheet. Movement should demonstrate purity and quality, and correctness.). Available ribbons and prizes may not necessarily be awarded if the entries do not warrant them in the opinion of the judge(s).

#### **ARTICLE E 12.4 COMPETITION MANAGEMENT AND CLASS ORGANIZATION**

1. Competitions which include Materiale classes must have either an EC licensed dressage judge or an approved USEF Dressage Sport Horse Breed judge plus an EC licensed dressage steward.
2. Class score sheets will be available for printing from the EC website at [www.equestrian.ca](http://www.equestrian.ca).

#### **ARTICLE E 12.5 WHIPS**

Whips are allowed in EC competitions, but not in Championships. For complete whip rules, see E 4.8.

## **ARTICLE 12.6 EQUIPMENT AND TURNOUT**

Dress, saddlery and equipment must conform to Chapter 4, except that all horses/ponies are required to compete in a snaffle. See 4.2.1.

## **CHAPTER 13**

### **FEI YOUNG HORSE CLASSES AT EC COMPETITIONS**

#### **GENERAL PRINCIPLES**

The basic idea of young horse competitions is to introduce 4, 5, 6, 7 and 8-10 year old horses to dressage competitions to help them gain experience in the dressage arena and to give them the opportunity to compete against each other in the same level of test.

The rider's seat and the influence of the rider's aids are of minor importance when judging young horse classes.

A primary concern is to evaluate the correct training of young horses, enhancing the reputation of national breeds and encouraging interest in international competition involving young horses.

#### **DIRECTIVES FOR INTERNATIONAL DRESSAGE COMPETITIONS FOR 4, 5-, 6-, 7- AND 8-to-10-YEAR-OLD HORSES**

These classes at EC competitions will be run in accordance with FEI rules regardless of competition sanctioning.

#### **ARTICLE E 13.1 AGE AND HEIGHT**

Age and height are the only requirements for horses participating in the FEI Young Horse classes for 4, 5, 6, 7 and 8-10 year olds. The age will be counted from January 1<sup>st</sup> of the year of their birth or August 1<sup>st</sup> if born in the Southern Hemisphere. The height at the withers must exceed 149 cm including shoes.

Participation will not affect the status for technical eligibility to enter other National or FEI classes except where age is a factor.

#### **ARTICLE E 13.2 COMPETITION SANCTIONING LEVEL**

1. EC Gold sanctioned competitions may hold classes for FEI Young Horse in the 4, 5, 6, 7 and 8-10 year old categories. These classes will be run in accordance with FEI rules regardless of competition sanctioning.
2. Only the FEI 4-year-old test may be held at EC Silver and Bronze competitions.  
**Note:** Horses entered in the FEI Young Horse classes must hold either a current EC Horse Recording number, EC Passport or FEI Passport or Recognition Card at all EC competitions including Bronze.

#### **ARTICLE E 13.3 DRESSAGE TESTS**

- 4-year-old horses
- 5-year-old horses – Preliminary and Final Tests
- 6-year-old horses – Preliminary and Final Tests
- 7-year-old horses – Preliminary and Final Tests
- Young Horse Grand Prix Test for 8- 10 years old

**Note:** Link to FEI tests: <https://inside.fei.org/fei/your-role/organisers/dressage/tests>

The preliminary test for young horses must be used as the qualifier for the test.

**Exception:** There is only one FEI Dressage Test for 4-year-old horses.

All tests are to be held in the 20 x 60-metre arena

**Note:** The FEI tests for 5, 6, 7 and 8-10 year old horses may not be offered at Bronze or Silver competitions.

## **ARTICLE E 13.4 DRESS AND SADDLERY**

As per article 428 of the FEI Dressage Rules (see FEI website [www.fei.org](http://www.fei.org)). Four, five and six year old tests are to be ridden in a snaffle bridle only. Seven year old tests may be ridden in a snaffle or double bridle.

**Note:** Spurs are compulsory FEI Article: 427.4

**Note:** Whips are allowed in EC competitions but NOT in Championships. For complete whip rules, see E 4.8.

## **ARTICLE E 13.5 PRINCIPLES OF JUDGING YOUNG HORSE CLASSES**

Three aspects are most important in judging young horse classes:

- The paces
- The standard of training
- The general impression including conformation, temperament and the natural talent to become a high-level dressage horse.

### **Basic ideas:**

The basic paces, handiness and general impression of the horse as a dressage horse will be judged. Judges should ask:

- whether or not the performance of the horse corresponds to the general idea of a dressage horse;
- whether the horse is on the correct training path; and
- whether the horse has the ability to perform dressage at a high level.

Special emphasis must be made on soft and constant contact, the satisfactory activity of the mouth, an elastic poll in the three basic paces and in the transitions. The steps and strides must be in rhythm and without tension. Flexion and bending, the harmonious development on both hands and suppleness are important. There must be impulsion, which has to be developed through the hindquarters, leading into a swinging back and soft steady contact.

Fundamental training errors will generally lead to lower marks being awarded. Examples of such errors are: obviously unlevel rhythm, tension, lasting contact failure, insufficiently swinging back, serious crookedness and insufficient engagement of the hind legs.

Minor mistakes should be judged leniently, if, in principle, the horse is demonstrating correct training with well-developed paces. Horses which at the beginning of the test show tension and some concentration lapses or which may even be a bit spooky, should be judged more benevolently than in other international Dressage competitions.

### **Minor mistakes for 5-year-old horses**

- Moments of tension at the beginning of the test with slight concentration lapses but improving throughout the test
- Halt not completely attentive or straight
- Transitions not exactly at the markers
- Slight and momentary crookedness
- Canter wrong lead, but immediately corrected
- Short break of pace e.g. falling into trot during canter work but immediately corrected
- Simple change of leg with 2 or 6 steps of walk in between instead of 3-5 steps

### **Minor mistakes for 6-year-old horses**

- Starting/ending the lateral movement not exactly at the required marker, slightly losing the bend for a short moment
- Losing the bend at the end of the lateral movement
- Flying change not exactly at the required marker, slightly swaying, not totally balanced

### **Minor mistakes for 7-year-old horses**

- Slightly swaying, not totally balanced in series of changes, must be straight in single change
- Momentary loss of balance in canter pirouettes

## **FUNDAMENTAL MISTAKES**

Fundamental mistakes will generally lead to lower marks being awarded. Examples of such errors are:

- Obviously uneven rhythm
- Tension
- Consistent contact failure
- Insufficiently swinging back
- Serious crookedness
- Insufficient engagement of the hind legs

### **Fundamental Mistakes for 5 year old horses**

- Uneven rhythm in trot movements
- Lack of clear 3-beat canter including in the counter canter. Uneven or pacing steps in the walk including the turn on the haunches (in 6 year old in walk pirouettes)
- Clear resistance or loss of diagonal steps in the rein back
- Simple changes of leg without any walk steps shown
- Tension throughout
- Repeated contact, tilting/mouth problems
- Lack of suppleness in the back
- Obvious crookedness
- Stiff hind legs, lacking energy and engagement

### **Fundamental mistakes for 6 year old horses (all of the above, including)**

- Lack of clear bend in lateral movements
- Mostly incorrect flying changes
- Tension throughout
- Repeated contact/mouth problems
- Lack of suppleness in the back

### **Fundamental mistakes for 7 year old horses**

- Uneven or pacing steps in walk
- Uneven trot rhythm
- Lack of clear 3-beat canter including the same, clear tendency in canter pirouettes
- Lack of clear bend in lateral movements
- Incorrect flying changes

- Tension throughout
- Repeated contact issues, tilting and open mouth
- Lack of suppleness in the back
- Obvious crookedness
- Stiff hind legs, lacking energy and engagement
- Repeated resistance (inability) in collected work

## **ARTICLE E 13.6 BASIC PACES**

### **WALK:**

See Article E 1.4 FEI Article 403 The Walk.

### **TROT:**

See Article E.1.5 FEI Article 404 The Trot.

### **CANTER:**

See Article E 1.6 FEI Article 405 The Canter.

**NOTE:** The paces must be judged uncompromisingly as they are vitally important for the quality of a dressage horse. They must be of absolute regularity without tension. The impulsion of the paces should be developed from the hindquarters through a swinging back with active hind legs. The steps and strides must be elastic with the horse showing a natural self-carriage and freedom of the shoulder. The quality of the paces is judged by assessing the overall impression, the regularity and elasticity of the steps and by the ability to maintain the same rhythm and natural balance, even after a transition within the paces or from one pace to another.

## **STANDARD OF TRAINING**

Equally important as the paces is the correct training according to the age of the horse. Judges should assess whether or not the horse's training corresponds to the principles of the training scale. Special emphasis must be made regarding a soft and steady contact with a gentle chewing mouth and an elastic poll which should be the highest point; and the neck should be without any restriction. Lateral flexion and bend must be equally developed on both sides. The horse must be supple and obedient.

Natural ability to self-carry is asked for but is relative to the age of the horse. In classes for 5 year old horses only the beginning of collection, the "willingness to collect" is required.

For 6 year old horses, a more clearly defined collection, the "ability to collect" is necessary.

For 7 year old horses, they need to show collection inherent to this level, ability to carry weight and lightness of the forehand. A 7 year old horse needs to be through the back and in self carriage with a steady contact, showing good balance and correct bend.

The most important criteria for lateral movements and flying changes in young horse tests is the fluency and correct execution.

When judging 5, 6 and 7 year old horses judges have to differentiate between minor mistakes, which are not a significant factor in the score and fundamental mistakes which should lead to lower marks.



Judges' positioning in the 7 year old test will include one at C who will judge the technical test and one at B or E who will judge the quality of the test.

#### **ARTICLE E 13.7 GENERAL IMPRESSION**

The emphasis here is on the three basic paces, the type and quality of the horse's conformation, the charisma and presence of the horse, suppleness and the degree of effortlessness with which the horse is able to perform the movements.

Besides the paces and standard of training, the judge has to decide whether or not the horse shows enough natural talent to develop into a high-level dressage horse.

The general impression is based on:

- Quality of paces (including the degree of effortlessness with which the horse is able to perform the movements)
- The standard of training according to the training scale
- The potential and suitability as a dressage horse including temperament, attentiveness and willingness to work, natural forward-going attitude, mental suppleness, conformation, expression (appearance, charisma, presence, natural charm).

A horse with the potential to become a high-level dressage horse always has to be preferred to a horse that only executes the tests in an obedient manner but without showing any further scope.

The athlete - The judging of the seat, aids, and influence of the athlete plays a secondary role.

#### **ARTICLE E 13.8 YOUNG HORSE JUDGES APPROVED FOR EC COMPETITIONS**

Only EC senior or other NF's senior and FEI dressage judges may officiate in the FEI Young Horse classes. For scores to count for selection to compete in the World Breeding Championships for Young Horses, there must be a panel of three FEI dressage judges or two FEI judges and one senior judge.

## **CHAPTER 14**

### **MASTERS TEST OF CHOICE**

The Masters Test of Choice is an Equestrian Canada (EC) dressage class that provides senior riders, 60 years and older, the opportunity to participate in a dressage class that is exclusively their own in an environment that provides a fair playing field for senior riders wherein each will compete against their peers at all levels of skill, from beginners to advanced.

#### **DETAILS:**

1. Masters classes are open to riders 60 years of age and above.
2. Any EC sanctioned dressage competition may offer the Masters Test of Choice.
3. The class will be offered as a Miscellaneous Test of Choice class as per the EC Rules, Section A: General Regulations, A503 and will include all levels, national to FEI.
4. In the event of a large number of entries, the class may be divided into two – lower and upper dressage levels – with separate sets of ribbons.
5. The class will be included in the competition prize list with the appropriate entry fee.
6. The class will feature up to two tests per day and may have a class championship.
7. Scores from Masters classes will not count towards EC championships or awards programs.
8. Masters riders may also compete in non-Masters dressage classes but will not be able to use the accommodations listed in E14.9.
9. To facilitate ease of riding, the following accommodations are available in the Masters Test of Choice:
  - a) Rising trot is optional in all trot work.
  - b) Callers/riders may use headsets (someone, e.g., a competition appointed supervisor (E.4.9.A.8. Exception) only, may stand beside the caller to ensure no coaching takes place).
  - c) Entry bell/whistle can have a secondary indicator (e.g., the caller can raise an arm once the bell rings).
  - d) Use of voice
  - e) Equipment accommodations may include any or all of the following:
    - i. Looped reins;
    - ii. Converters on double bridle to create single rein;
    - iii. Gel or fluffy seat covers; and/or,
    - iv. Two whips.
  - f) May use a caller for all test levels except freestyle tests.
10. Judges for the Masters Test of Choice must be EC certified Dressage Judges at the Basic, Medium or Senior level.

## **CHAPTER 15**

### **DRESSAGE JUDGES PHILOSOPHY AND ETHICS**

The purpose of conflict of interest provisions in this rulebook is to ensure a level playing field for all competitors and to maintain integrity and impartiality of licensed officials. Designation as an EC licensed official is a privilege, not a right, bestowed by Equestrian Canada according to the procedures set forth in this chapter, to individuals whose equine expertise and personal character merit the honour. The individual's conduct, as an EC member and official, must be exemplary and is subject to continual committee review. Officials shall exhibit the highest standard of integrity at all times and decisions are not to be made upon improper influence. Officials are responsible for ensuring that horses are treated with kindness, respect and compassion and that they are never subjected to mistreatment or caused undue stress. The standard by which conduct or treatment will be measured is that which a person informed and experienced in generally accepted equine training and exhibition procedures, would determine not to be cruel, abusive or inhumane. Where an official has to exercise their discretion in an Equestrian Canada show allowing a competitor to compete, such discretion shall be exercised for the benefit of the competitor if and when possible provided the organizers are in agreement.

#### **ARTICLE E 15.1 CONFLICT OF INTEREST**

1. No child or adult may compete in a class in which horsemanship is a factor before a judge by whom said child or adult has been instructed, coached, or tutored with or without pay in the 30 days immediately prior to the date of competition.
2. It is the responsibility of the athlete not to enter a class or ride in front of a judge from whom he/she has received instruction or a riding clinic in the previous 30 days.
3. Any coach/trainer may not be judged by his/her student or owner of a horse they are training within 30 days of the coaching/training taking place.
4. A judge may not, during a competition at which he/she is judging, be the houseguest of a person who is exhibiting at such competition or whose family is exhibiting at such competition.
5. A judge may not discuss the purchase, sale, or lease of any horse during a competition at which he or she is officiating.
6. Judges shall not officiate in any level/division in which a member of their family or a horse owned by the immediate family is competing.
7. An EC Competition is allowed to run any combination of Gold, Silver and Bronze classes under one licence. (Gold licence covers Gold, Silver and Bronze classes, Silver licence covers Silver and Bronze classes).  
Judges are permitted to compete and judge at the same competition under the following conditions:
  - a) if they are entered in Gold classes, they may only judge Silver and Bronze classes at that competition. Similarly, if they are entered in Silver classes, they may only judge Gold or Bronze classes and if they are entered in Bronze classes, they may only judge Silver or Gold classes.
  - b) An exception will be permitted during a competition in the event of an emergency, e.g. a judge falls ill providing the competing judge withdraws from the class or has their scores withdrawn if they have already competed.

**Note:** Section A, General Regulations, Article A 1402.3, does not apply for Dressage.

## **ARTICLE E 15.2 JUDGING RESTRICTIONS WITHOUT GUEST CARDS**

1. Only non-licensed, Recorded and Basic judges may officiate at non-EC or non-PTSO licensed dressage competitions, Pony Club and 4H.
2. Recorded, Basic, and Medium judges may officiate at PTSO shows without restrictions. It must be clear however, that the PTSO shows must meet the minimum safety standards for Equestrian Canada.
3. All judges may judge all levels at Bronze competitions.
4. EC Judges may judge western dressage when offered as a miscellaneous class at an EC sanctioned competition. When EC judges receive a competition prize list that includes Western Dressage, they shall request the show committee provide copies of the relevant rules and tests.
5. Recorded judges may judge up to and including Second Level at Silver competitions.
6. Recorded judges may judge up to and including First Level at Gold Competitions.
7. Basic judges may officiate at competitions open only to Pony Club members, up to and including Third Level.
8. Basic judges may judge up to and including Intermediate 1 level at Silver competitions.
9. Basic judges may judge up to and including Second Level at Gold competitions and may co-judge at Third and Fourth Levels with a Medium or higher judge(s).
10. Medium judges may judge up to and including Fourth Level plus FEI Children, FEI Pony and FEI Junior at Gold competitions. They may also co-judge, with a Senior or FEI judge, all other FEI levels except FEI Young Horse classes at Gold competitions.
11. Only EC senior or other NF's senior and FEI dressage judges may officiate in the FEI Young Horse classes. For scores to count for selection to compete in the World Breeding Championships for Young Horses, there must be a panel of three FEI dressage judges or two FEI judges and one senior judge.

## **ARTICLE E 15.3 GUEST CARDS**

1. Guest cards are to be applied for by the competition, not the individual judge.
2. Bronze, Silver and Gold of competitions held in New Brunswick must apply for guest cards through the Competitions Department at the EC office.
3. In all other provinces and territories, competitions requiring guest cards where the highest level of class is Gold, must make application to the Competitions Department at the EC office.
4. Applications for guest cards at Silver and Bronze competitions outside New Brunswick must be made through the P/TSO.
5. Guest cards are not permitted at Gold Championships but may be permitted at Silver Championships for Basic judges.
6. Guest cards are not required for foreign FEI licensed dressage judges officiating at EC-sanctioned competitions.
7. United States Equestrian Federation (USEF) and Equestrian Canada (EC) Reciprocal Agreement
  - a) There is no reciprocal licensing of officials between USEF and EC. An official desiring an EC license or USEF license will be subject to the rules and regulations of the NF issuing the license. EC licensed dressage officials are not eligible to judge in the USEF Dressage division. Eligible

USEF licensed dressage officials may have EC competition organizers apply for an EC Guest Card on their behalf.

- c) For EC/USEF Reciprocal Agreement (see General Regulations, A1306)
- 8. Other than E 15.3.7 above, only recognized senior dressage judges of another national federation may be granted guest cards and only in the divisions in which the applicants are so qualified in their own federation.
- 9. Guest cards are not required when co-judging with a more senior judge.

#### **Recorded Judges**

Recorded judges may be guest carded as follows:

- 1. After their probationary year;
- 2. To judge Third Level at Silver competitions;
- 3. To judge Second Level at Gold competitions;
- 4. A maximum of four times per year;

#### **Basic Judges**

Basic judges may be guest carded as follows:

- 1. After their probationary year;
- 2. To judge Intermediate A or B at Silver competitions;
- 3. To judge at Silver Championships;
- 4. To judge Third and Fourth Level at Gold competitions;
- 5. A maximum of four times per year;

#### **Medium Judges**

Medium judges may be guest carded as follows:

After their probationary year;

- 1. To judge Prix St Georges to Grand Prix including Young Rider tests at Gold competitions;
- 2. May not be guest carded to judge FEI Young Horse classes;
- 3. A maximum of four times per year

### **ARTICLE E 15.4 LOCATION OF OFFICIALS - JUDGES POSITION**

#### **1. Technical Classes**

- a) If there is only one judge, he/she must be positioned at C.
- b) If there are two judges, one must be at C and the second judge can be at E, B, H, or M, whichever is most convenient for the competition. Whenever possible, the judges should be at C and E or C and B.
- c) When three judges are officiating on the same ring, the president of the jury is positioned at C and the other two should be at M and E or H and B.
- d) When there are 5 judges, the president of the jury is at C, one judge must be at M and H and the remaining two are to be positioned at E and B. The judges at M and H are to be positioned 2.5 meters closer to the centerline than the long wall of the arena.
- e) All judges must be on the outside of the arena. They should be a minimum of 3 meters and maximum of 5 meters from the arena at outdoor competitions and preferably a minimum of 3 meters from the arena at indoor competitions.

#### **2. Freestyles**

In EC competitions, when two or three judges officiate in a freestyle class, they may be located at the short end of the arena i.e. M/C, C/H, or M/C/H; it is strongly recommended that one of these judges be placed on the long side at either B or E.

## **ARTICLE E 15.5 CHECKING THE COMPETITION ARENA**

Judges and dressage stewards must check the correctness of the arenas.

## **ARTICLE E 15.6 JUDGING HOURS - BREAKS**

When scheduling dressage tests, it is the competition organizer's responsibility to ensure that breaks are provided for judges according to the following rules:

1. No judge shall be required to officiate longer than eight hours in one day and cannot be required to be on the competition grounds longer than ten hours.
2. Judges must be given 45 minutes (minimum) for a lunch break. A 10-minute break should be given to judges once every hour. If this is not possible, a 15-minute break should be given every two hours.

## **ARTICLE E 15.7 ARRIVAL TIME**

Judges must be on the grounds 20 minutes (minimum) before their first class.

## **ARTICLE E 15.8 DRESS CODE**

All officials, judges, dressage stewards, and scribes must be appropriately dressed (jeans, shorts, tank tops, etc. are not acceptable).

## **ARTICLE E 15.9 PERSONAL COMMUNICATION DEVICES**

Personal communication devices (cellular phones, Blackberrys etc.) may not be used by anyone in the judges' booth while the competition is underway in his/her arena.

NOTE: Categories of Dressage Judges' Cards with details on criteria for the levels, licensing and promotion information is no longer shown in this chapter. This information is available on the Officials page of the EC website <https://www.equestrian.ca/programs-services/officials>  
Please direct inquiries to [officials@equestrian.ca](mailto:officials@equestrian.ca)

## **CHAPTER 16**

### **DRESSAGE STEWARDS PHILOSOPHY AND ETHICS**

The purpose of conflict of interest provisions in this rulebook is to ensure a level playing field for all competitors and to maintain integrity and impartiality of licensed officials. Designation as an EC licensed official is a privilege, not a right, bestowed by Equestrian Canada according to the procedures set forth in this chapter, to individuals whose equine expertise and personal character merit the honour. The individual's conduct, as an EC member and official, must be exemplary and is subject to continual committee review. Officials shall exhibit the highest standard of integrity at all times and decisions are not to be made upon improper influence. Officials are responsible for ensuring that horses are treated with kindness, respect and compassion and that they are never subjected to mistreatment or caused undue stress. The standard by which conduct or treatment will be measured is that which a person informed and experienced in generally accepted equine training and exhibition procedures, would determine not to be cruel, abusive nor inhumane. Where an official has to exercise their discretion in an Equestrian Canada show allowing a competitor to compete, such discretion shall be exercised for the benefit of the competitor if and when possible provided the organizers are in agreement.

#### **ARTICLE E 16.1 CONFLICT OF INTEREST**

1. No child or adult may compete in a class if the steward responsible for checking their tack is a member of their immediate family.
2. A steward should not, the day preceding and during a competition at which he/she is officiating, be the houseguest of a person who is exhibiting at such competition or whose family is exhibiting at such competition.
3. A steward may not discuss the purchase, sale, or lease of any horse/pony during a competition at which he or she is officiating.
4. Stewards shall not officiate in any level/division in which a member of their family or a horse owned by the immediate family is competing.
5. In addition, the following persons are ineligible to serve as stewards at a competition: the president, chairman, manager, secretary, other officers or committee members of said competition.

#### **ARTICLE E 16.2 MANDATORY USE OF STEWARDS**

1. All Bronze, Silver and Gold dressage competitions must use EC licensed dressage stewards.
2. The current list of licensed dressage stewards can be found in the Officials Directory on the EC website: [www.equestrian.ca](http://www.equestrian.ca).

#### **ARTICLE E 16.3 GOALS OF STEWARDING**

The goals of stewarding are to HELP, to PREVENT, and to INTERVENE. Dressage stewards should at all times keep in mind that while they are in effect representing EC, they also work for the competition, the competitors, the coaches and the horses, as well as the officials (judges, veterinarians, Equine Medication Control Technicians) and also spectators.

## ARTICLE E 16.4 PURPOSE OF STEWARDING

The aim of stewarding is to provide fair sport for all by ensuring that:

1. all EC rules are adhered to;
2. the sport is equally fair for all competitors;
3. principles of good sportsmanship are respected;
4. the best possible conditions for holding a competition are available; and
5. the welfare of the horse is upheld.

## ARTICLE E 16.5 PROCESS OF STEWARDING

1. Dressage stewards **HELP** prior to the competition by checking prize lists, thus:
  - a) protecting the interests of competitors, horses, officials and competition management;
  - b) ensuring a veterinarian and a farrier will either be on the grounds or on call throughout the competition;
  - c) ensuring that emergency medical plans are in place, such as EMT on grounds whenever MOUNTED exercises are taking place;
  - d) ensuring that an ambulance will be present or on call;
  - e) checking the prize list and entry form prior to the competition to ensure they conform to EC rules, and completing the prize list approval form. Should there be an error, this **MUST** be reported to the competition organizer immediately for correction.
2. Dressage stewards **HELP** at the competition by:
  - a) submitting suggestions to the organizing committee during the competition if there are situations that are not in accordance with EC rules; as well as following the competition for improvements in the future. These comments should be mentioned during the show and, if necessary, dealt with but must be written up in the steward's report after the competition;
  - b) ensuring that results and championships are correctly tabulated by the scorers as well as posted in a timely fashion after each ride;
  - c) supervising, with the assistance of learner dressage stewards, the schooling and warm-up areas and reporting any infractions to the organizing committee, or, if applicable, to the ground jury;
  - d) checking, with the assistance of learner dressage stewards, after each ride that legal and proper tack and dress have been used in the competition arena.
3. Dressage stewards **PREVENT** problems by:
  - a) ensuring that all officials are recognized in the divisions to which they are assigned and that guest cards have been obtained if required;
  - b) ensuring that all entry forms are properly completed and signed; that entries are eligible, checking height where required, checking horse identification documentation (if necessary, with the help of a learner steward), and reporting any ineligibility to the organizing committee immediately (see General Regulations Article A407 for handling of invalid horse identification documentation), thus assuring the legality of the entry;
  - c) ensuring that the rules for measurement of ponies are followed as set out in EC General Regulations, Section A, Chapter 11 and division rules;
  - d) ensuring that all schooling areas meet EC requirements.
4. Dressage stewards **INTERVENE** in response to problems by:
  - a) arranging a meeting between a judge or official veterinarian and a competitor, at the request of the competitor, if the official agrees. The steward



- will attend said meeting or can send an appointee at their discretion;
- b) reporting any offence or rule infraction to the organizing committee. These infractions must also be detailed on the Steward's Report Form;
- c) acting on all reports of equine abuse as per EC rules;
- d) being proactive enough to help/prevent/intervene independently (to investigate and act upon any alleged rule violations without waiting for an official protest) and to do so with the fairness of the sport to all and the levelness of the playing field foremost in mind;
- e) ensuring that all warm-up, schooling and tack-check dressage stewards are in constant communication with the officiating steward via walkie-talkies, etc.;
- f) ensuring that all dressage stewards be on the grounds at least 60 minutes before the competition begins.

## **ARTICLE E 16.6 CATEGORIES OF DRESSAGE STEWARDS**

### **ARTICLE E 16.6.1 LEARNER**

#### **PRIVILEGES**

1. A learner steward has the opportunity and privilege to gain experience by working with a medium or higher steward as a shadow at EC dressage competitions. Such arrangements must be made with competition management and with the show steward, as this is strictly a shadow-role. A learner steward has learner status only and has no official capacity. The learner steward can assist the medium or higher steward in duties as requested. The learner steward will not make any decisions on his/her own nor interpret any rules on his/her own.
2. The learner steward category provides an opportunity for potential dressage stewards to find out if this is an area they wish to pursue. There is no restriction on the number (or levels) of competitions, the number of medium, or higher, dressage stewards, worked with, nor the length of time a person can stay at the learner steward level. It is advisable to work at a variety of competitions and with as many different dressage stewards as possible.
3. A Learner steward who works with a Medium or higher dressage steward at a competition must have the permission of the show organizing committee and provide their PTSO and EC membership numbers to the show organizing committee.

**Note:** The EC officials' liability insurance does not cover Learner dressage stewards as these are not yet EC officials.

### **ARTICLE E 16.6.2 BASIC**

#### **PRIVILEGES**

1. A Basic dressage steward may officiate alone at Bronze dressage competitions.
2. A Basic dressage steward may officiate alone at Gold and Silver dressage competitions **ONLY AFTER** completing the initial probationary period of one year and at least two competitions working with a medium or higher level steward during their probationary year.
3. A Basic dressage steward in his/her probationary year may officiate with a Medium or higher steward at Silver and Gold dressage competitions where there is more than one ring in use.
4. A Basic dressage steward is eligible to assist the FEI Chief Steward at FEI sanctioned dressage competitions.

## **ARTICLE E 16.6.3 MEDIUM**

### **PRIVILEGES/OBLIGATIONS**

1. A medium steward is eligible to officiate alone at any EC competition.
2. A medium steward must be available to share knowledge with learner and Basic dressage stewards.
3. A Medium dressage steward is eligible to assist the FEI Chief Steward at FEI sanctioned competitions.

## **ARTICLE E 16.6.4 SENIOR**

### **SENIOR PRIVILEGES/OBLIGATIONS**

1. A senior dressage steward is entitled to officiate at all EC competitions.
2. A senior dressage steward is eligible to officiate alone at any EC competition.
3. A senior dressage steward must be available to share knowledge with all levels of stewards.
4. A senior dressage steward is eligible to assist the FEI Chief Steward at FEI sanctioned competitions.

## **ARTICLE E 16.7 RESTRICTIONS**

1. An EC dressage steward may not officiate at an unsanctioned competition or at a competition not in good standing.
2. An EC dressage steward may not act in any other capacity at a competition.
3. There is no reciprocal agreement with the USEF covering stewards.

## **DRESSAGE STEWARDS REQUIRED/ALLOWED AT EC COMPETITIONS**

<b>Competition</b>	<b>Steward (level)</b>	<b>Guest Cards</b>
<b>Gold Championships National, Regional and Provincial</b>	M, S, FEI	No
<b>Silver Provincial Championships</b>	B, M, S	No
<b>Gold</b>	B, M, S, FEI (see Equestrian Canada Progressive Competition and Sport Licence System Chart 3.0)	Yes
<b>Silver</b>	B, M, S (See Equestrian Canada Progressive Competition and Sport Licence System Chart 3.0)	Yes
<b>Bronze</b>	B, M, S (See Equestrian Canada Progressive Competition and Sport Licence System Chart 3.0)	Yes

## **ARTICLE E 16.8 GUEST CARDS**

Guest cards are not available for any EC Championship.

A guest card for a non-dressage steward to work at a Bronze, Silver or Gold non-championship show MAY be granted by EC in exceptional circumstances. These might include for example: unavailability of dressage stewards, illness, or family emergency arising with a hired dressage steward. In such circumstances the following rules must be followed:

1. Proof of unavailability of a dressage steward must be provided to EC.
2. The person for whom the guest card is requested must hold a valid EC Gold sport licence and be in good standing with EC and must be approved by EC.
3. The guest dressage steward must be an EC steward in good standing with knowledge of dressage and who has the equivalent or higher EC steward status than that required by the competition. They must also be willing to attend a dressage steward clinic and become a dressage specific steward at their earliest convenience.
4. Regardless of the exceptional circumstance for granting a guest card, the prize list must be approved by an active dressage steward before being printed.
5. The guest steward must complete all the regular paperwork and reports.
6. A show will only be granted permission to use a guest steward ONCE.
7. A steward may only hold a steward's guest card twice in a calendar year.

**Note:** An non-active dressage steward who has for genuine reasons been unable to attend a dressage specific steward clinic may apply for a guest card. Application must be made by the competition in writing and sent for approval to EC for approval along with the required guest card fee.

Guest cards will not be issued for dressage stewards under any other circumstances.

## **ARTICLE E 16.9 STEWARD'S REPORT**

The steward must submit the steward's report digitally to the Equestrian Canada Competitions Department within ten days of each competition at which they officiate. Failure to do so constitutes grounds for removal of dressage steward status upon review by EC. Should the report contain any matters requiring EC action, this can be indicated by selecting "Requires follow up by EC", thus ensuring timely EC action. A link to the digital Steward Report is available on the EC website.

## **ARTICLE E 16.10 TIME OF ARRIVAL**

Dressage stewards must be on the competition grounds 1 hour before the first ride of each day.

## **ARTICLE E 16.11 DRESS CODE**

All officials, judges, dressage stewards, and scribes must be appropriately dressed (jeans, shorts, tank tops, etc. are not acceptable).

## **ARTICLE E 16.12 TACK CHECK AND GLOVES**

1. Athletes, or identified athletes under the random tack checking protocol, must be prepared to report, still mounted, to the steward or his/her appointee for a tack check immediately upon leaving the competition arena.  
**Exception:** An athlete may, of course, dismount and remove their hat and jacket in the case of illness or feeling faint.
2. The steward or his/her appointee is responsible for ensuring that saddlery and dress regulations are followed including, where necessary, asking for ear covers, nose nets and if used, boots or bandages to be removed to allow and inspection of the ears, bit(s) and/or legs.
3. All athletes must wear approved protective headgear at all times while mounted. At the tack check, an athlete may be asked to dismount to allow an inspection of their headgear (See Article 4.0).
4. Athletes are welcome to approach the steward and ask for saddlery/dress rule clarifications prior to riding their test.
5. The person(s) responsible for checking the bits must use disposable surgical gloves. A new disposable pair of surgical gloves must be used for each horse. The competition is responsible for supplying gloves to stewards for the purpose of checking equipment. If this is not done, the steward must be reimbursed by the organizing committee for the cost of gloves used.
6. If there is no learner steward available, the chief steward may appoint a non-steward who must be a knowledgeable horse person to do a tack check on their behalf. Only the chief steward, not the organizing committee, may make tack check appointments.
7. Any deviation from the saddlery rules found by the steward or his/her appointee after the test will result (after consultation with the judge and/or organizing committee) in elimination.
8. The checking of the bridle and bit must be done with the greatest caution, as some horses are very touchy and sensitive about their head and mouth.
9. In the event that an athlete is found to have contravened the dress or tack rules, the steward must show the athlete the relevant rule before recommending to the judge that the athlete be eliminated. No athlete can be eliminated without having been shown the printed rule.

## **ARTICLE E 16.13 TACK/DRESS CHECK PRIOR TO RIDE**

An athlete may approach the steward or his/her appointee, prior to each test to ensure that dress and equipment are in accordance with the rules.

## **ARTICLE E 16.14 CHECKING THE COMPETITION ARENA AND SUPERVISING THE WARM-UP AREA**

1. Judges and dressage stewards must check the correctness of the arenas. Dressage stewards must supervise the warm-up areas.
2. Any horse which has been eliminated twice in one day for lameness may not be ridden in the warm up area until the next day of competition. The OC or scorers must communicate with the steward when a horse has been eliminated for lameness and if such a horse is eliminated again the same day, the steward must not allow the horse back into the warm up area. See Article E 9.3.6 a

## **ARTICLE E 16.15 TWO RINGS**

When a competition operates with two or more rings and classes are held simultaneously, the competition must have sufficient dressage stewards in attendance to adequately monitor all schooling rings. When schooling rings cannot be seen from one vantage point by one steward, additional dressage stewards are required. The additional steward(s) may be learner or basic dressage steward(s). The competition must select individuals who are well versed in the divisions being offered and suited by experience to the divisions in which they are to adjudicate as dressage stewards. Any deviation from the tack/dress rules must always be brought to the attention of the chief steward.

NOTE: Categories of Dressage Stewards Cards with details on criteria for the levels, licensing and promotion information is no longer shown in this chapter. This information is available on the Officials page of the EC website <https://www.equestrian.ca/programs-services/officials>  
Please direct inquiries to [officials@equestrian.ca](mailto:officials@equestrian.ca)

## **CHAPTER 17**

### **ADVERTISING AND SPONSOR LOGOS**

#### **ARTICLE E 17.1 ARENA ADVERTISING**

1. The short side of the arena at MCH must be completely free of advertising. There should be at least 1.2 meters free of advertising on either side of the arena letters with the exception of B and E where there should be 3 meters free of advertising.
2. The advertising must be firmly affixed to the fence line or wall which should be a minimum of 2 meters from the indoor competition arena enclosure or 10 meters away outdoors.
3. The advertising should be positioned in a regular manner and each long side should reflect the other.
4. The height of the sponsor brand/logo should not exceed 20 cm and the advertising must be fixed level with the top of the competition arena fence.
5. At all EC competitions, the placement of any publicity applied to the competition arena and surrounding fence must be approved by the EC steward and presiding judge.
6. Arena fence conditions must be the same for all competitors in the class.
7. See FEI rules for FEI sanctioned competitions.

**Note:** These measurements are for the actual competition arena and do not affect advertising on fence lines around the whole area.

#### **ARTICLE E 17.2 EQUIPMENT AND CLOTHING**

Riders may have logos on their shirts, jackets, saddle pads and ear hoods.

The maximum area of the logo is as follows:

1. 200 square centimeters on each side of a saddle pad (maximum one sponsor's logo per side).
2. Riders may have the Canadian flag on their saddle pad, providing the size limits conform to Article 6.2.1.
3. One logo no bigger than 75 square centimetres on ear hoods.
4. 80 square centimeters only once on shirts and jackets at the height of the breast pocket. No sponsorship logo, other than a manufacturer's logo, may appear anywhere else on the athlete's shirt or jacket.

## **CHAPTER 18**

### **EQUINE MEDICATION CONTROL**

See Section A - General Rules and Regulations, Chapter 10 - Equine Medication Control

## **CHAPTER 19**

### **VIOLATIONS, PROTESTS, AND APPEALS**

For complete rules on violations, protests and appeals see the Rules of Equestrian Canada, Section A, General Regulations, Chapter 12 - Dispute Resolution and Protests at EC-Sanctioned Competitions.

Videotapes may be used in accordance with the rules of EC, General Regulations, Section A, Article A1314, Video

## **CHAPTER 20**

### **EC AWARDS AND NATIONAL RANKINGS**

#### **ARTICLE 20.1**

These rules must be used in conjunction with Section A, General Regulations, Chapter 15, EC Awards & National Rankings.

#### **ARTICLE 20.2 ENTRIES**

1. Any owner and/or rider whose horse competes in a class for which the horse is not eligible to compete will not be awarded points toward National Rankings and will be subject to disciplinary action by EC.
2. National Rankings points will be tabulated only from the date that payments and applications are received. These include but are not limited to: PTSO membership; EC Sport Licence; Amateur Status. Horses must hold valid EC Horse Recording (see General Regulations Article A402) Points are not retroactive in any case.
3. All riders/owners must have a valid EC Sport Licence in good standing.
4. All trainers/coaches must carry the memberships and Sports Licence equivalent to the level of competition where they are training/coaching.

#### **ARTICLE 20.3**

The dressage/para dressage divisions have been grouped as per below chart:

<b>Dressage</b>	<b>Para Dressage</b>
Introductory (includes TOC)	Walk Test (Includes 1, 2, 3)
Training (includes TOC & Freestyle)	Walk/Trot Test (Includes 1, 2, 3)
First (includes TOC & Freestyle)	Walk/Trot/Canter Test (Includes 1, 2, 3)

Second (includes TOC & Freestyle)	FEI Grade I Novice (Includes A, B, TOC & Freestyle)
Third (includes TOC & Freestyle)	FEI Grade II Novice (Includes A, B, TOC & Freestyle)
Fourth (includes TOC & Freestyle)	FEI Grade III Novice (Includes A, B, TOC & Freestyle)
Masters (includes TOC)	FEI Grade IV Novice (Includes A, B, TOC & Freestyle)
	FEI Grade V Novice (Includes A, B, TOC & Freestyle)
FEI Young Horse 5 Year Old (Prelim and Final)	FEI Grade I Intermediate (Includes A, B, TOC & Freestyle)
FEI Young Horse 6 Year Old (Prelim and Final)	FEI Grade II Intermediate (Includes A, B, TOC & Freestyle)
FEI Young Horse 8 Year Old (Prelim and Final)	FEI Grade III Intermediate (Includes A, B, TOC & Freestyle)
FEI Pony (includes Prelim, Team, Ind & Freestyle)	FEI Grade IV Intermediate (Includes A, B, TOC & Freestyle)
FEI Children (includes Prelim A, B, Team & Ind)	FEI Grade V Intermediate (Includes A, B, TOC & Freestyle)
FEI Junior (includes Prelim, Team, Ind & Freestyle)	
FEI Young Rider (includes Prelim, Team, Ind & Freestyle)	FEI Grade I Grand Prix (includes A, B, TOC & Freestyle)
FEI Small Tour (includes PSG, I1 & Freestyle)	FEI Grade II Grand Prix (includes A, B, TOC & Freestyle)
FEI Medium Tour (includes I2, A & B & A/B Freestyle)	FEI Grade III Grand Prix (includes A, B, TOC & Freestyle)
FEI U25 (includes I2, GPU25, GP Freestyle)	FEI Grade IV Grand Prix (includes A, B, TOC & Freestyle)
FEI Big Tour (includes GP, GPS & GP Freestyle)	FEI Grade V Grand Prix (includes A, B, TOC & Freestyle)



#### **ARTICLE 20.4**

Points are applied using the final judge / judging panel percentage score:

- 51 - 55% - 2 points
- 55 - 60% - 4 points
- 61 - 62% - 6 points
- 63 - 64% - 8 points
- 65 - 66% - 10 points
- 67 - 68% - 12 points
- 69 - 70% - 14 points
- 71 - 72% - 16 points
- 73 - 74% - 18 points
- 75 - 76% - 20 points
- 77 - 78% - 22 points
- 79 - 80% - 24 points
- 81 - 82% - 26 points
- 83 - 84% - 28 points
- 85 - 86% - 30 points
- 87 - 88% - 32 points
- 89 - 90% - 34 points
- 91 - 92% - 36 points
- 93 - 94% - 38 points
- 95 - 96% - 40 points
- 97 - 98% - 42 points
- 99 - 100% - 44 points

#### **ARTICLE 20.5**

Bonus points will be applied based on the following:

Bonus points for Championship Events i.e.

- Provincial Championship – 5 points
- Regional Championship – 10 points
- National Championship – 15 points

## **ANNEX 1**

### **FEI**

#### **HOW CAN I TELL IF I HAVE ENTERED AN FEI-SANCTIONED COMPETITION?**

FEI Sanctioned competitions are referred to as CDI's they may also be noted on websites and in prize lists as a CDI-W, CDIO, CDIY, CDIJ, CDIP etc.

**Note:** Most CDI competitions run national competitions at the same time as the CDI competition, therefore, please make sure when placing your entries that you are clear on what competition you are entering. Different rules will apply depending on what competition you have entered.

#### **HOW DO I KNOW IF FEI RULES APPLY?**

FEI rules will apply if you have entered a CDI competition.

#### **WHERE CAN I GET A COPY OF THE FEI RULES?**

All FEI rules can be accessed through the FEI website at [www.fei.org](http://www.fei.org)

#### **WHEN IS AN FEI PASSPORT REQUIRED?**

FEI Passports are required for CDI competitions (CDI and above)

**Exception:** Horses entered in CDI1\* and CDI2\* competitions are not required to have an FEI Passport **IF** competing in their home country. These horses, however, must still be registered with the FEI and must hold a valid EC National Passport as per EC rules.

**Note:** Horses entered in CDI1\* and CDI2\* competitions outside their home country must have a valid FEI Passport or FEI Recognition Card.

**Exception:** Horses entered in CDIP, CDICH, CDIJ, CDIY competitions are not required to have an FEI Passport **IF** competing in their home country. These horses, however, must still be registered with the FEI and must hold a valid National Passport as per EC rules.

**Note:** Horses entered in CDIP, CDICH, CDIJ, CDIY competitions outside their home country must have a valid FEI Passport or FEI Recognition Card.

#### **AUTHORIZATION TO COMPETE IN FEI SANCTIONED COMPETITION?**

All athletes wishing to enter an FEI sanctioned competition (CDI's) must obtain authorization from EC. This authorization requirement is in effect for all FEI sanctioned competitions (CDI) held in and outside Canada.

**Note:** For complete rules on entering FEI dressage competitions see the FEI Rules for Dressage events and the FEI General Regulations. Both can be downloaded from the FEI website at [www.fei.org](http://www.fei.org)

#### **FEI REGISTRATION REQUIREMENTS?**

Effective January 1, 2006, all horse/rider combinations entered in FEI-sanctioned Dressage competitions (CDI's) are required to be registered with the FEI on or before the opening date of the competition.

Equestrian Canada (EC) is responsible for managing the registration process for all Canadian horse/rider combinations. This is an online procedure that can only be completed through EC.

The FEI will charge an annual administrative fee for each horse and athlete registered. The registration fees will be \$20 CDN per athlete and \$20 CDN per horse. For additional information on the registration process please see the EC website at [www.equestrian.ca/sport/dressage](http://www.equestrian.ca/sport/dressage)

#### **WHAT HAPPENS IF I COMPETE IN AN FEI SANCTIONED COMPETITION WITHOUT BEING REGISTERED?**

If you enter and compete in an FEI sanctioned competition (CDI) without EC authorization or without FEI registration your results will not be accepted by the FEI for World Rankings.

## **GLOSSARY**

### **AD**

Advanced

### **ADULT**

Individuals are adults from the beginning of the calendar year in which they reach the age of nineteen. For exceptions, see discipline/breed sport rules.

### **AFFILIATE ORGANIZATIONS**

Canadian equine or equestrian organizations with aims and objectives of national scope may apply to become affiliate members of EC. See Article A211, Affiliate Membership.

### **AGE OF A HORSE**

A horse is considered to be one year old on January 1 following the actual foaling date.

### **AGE OF A PARTICIPANT**

Except as modified by discipline/breed sport rules, a participant is considered to be a certain age until the end of the calendar year in which he or she turns that age. For example, riders remain Junior A until the end of the calendar year in which they turn 18.

### **AGENT**

Any adult or group of adults acting on behalf of an owner or lessee.

### **AM**

Amateur

### **AMATEUR**

For the purposes of these rules, an amateur is an adult Sport Licence holder who is eligible to compete in EC amateur classes as per EC regulations. See Article A902, Amateur Competitors, and specific discipline/breed sport rules.

### **APPEALS**

An appeal may be made against the decision of a competition organizing committee or against the decision of a hearing panel, provincial, territorial or national, regarding a protest or complaint. See Articles A1211 and A1212.

### **“B”**

Basic (Judge or Steward)

### **BOARD/BOARD OF DIRECTORS**

The Board of Directors of Equestrian Canada.

### **BORROWED HORSE**

A horse not owned by the rider competing in a Para-Equestrian Canada class.

### **CALENDAR YEAR**

The calendar year starts on January 1 and ends on December 31.

**CANADIAN OLYMPIC COMMITTEE (COC)**

The Canadian Olympic Committee, the governing body for all Olympic disciplines in Canada. EC is a member of the COC.

**CANADIAN PARALYMPIC COMMITTEE (CPC)**

The Canadian Paralympic Committee (CPC) National Paralympic Committee for Canada and is a member of the International Paralympic Committee (IPC). Equestrian Canada is a member of the CPC.

**CAP**

See “Competition Administration Policy”.

**CARDED ATHLETES**

Carded Athletes refers to athletes who are approved for funding and are directly financially support by Sport Canada through the Athlete Assistance Program (AAP). AAP support is referred to as CARDING.

**CATEGORY**

Refers to the eligibility of the athlete defined by age, amateur status, open, etc.

**CDI**

Concours Dressage Internationale

**CDN**

Canadian

**CERTIFIED COACH**

Equestrian Coaches who have completed an evaluation and are certified by EC in partnership with the Coaching Association of Canada. The following designations are available: Instructor, Competition Coach, Competition Coach Specialist, High Performance 1.

**CERTIFIED INSTRUCTOR**

Equestrian Instructors who have completed an evaluation and are certified by EC in partnership with the Coaching Association of Canada.

**CET**

Canadian Equestrian Team

**CHILDREN**

Juniors competing in classes designated as children’s classes. See discipline/breed sport rules for cross-entry restrictions.

**CLASSES**

1. Amateur/Amateur-Owner Class. For adult riders/drivers who hold a valid Sport Licence and EC amateur card or, when competing in their own breed divisions or classes, a valid amateur card from their breed or discipline affiliate organization. Riders/drivers from other countries must have a valid amateur card from their national federation. In amateur-owner

classes, riders/drivers or members of their immediate family must own the horse. See also 13. Owner Classes

2. Canadian-Bred Class. A Canadian-bred class is limited to entries of horses bred and foaled in Canada.
3. EC Point Classes. Classes in which competitors accumulate points at EC competitions towards annual EC awards.
4. Family Class. A class for two or more members of a family.
5. Gentlemen's Class. A class for gentlemen which may be restricted to riders, drivers or handlers who are no longer eligible to compete as juniors, unless otherwise specified in discipline/breed sport rules.
6. Ladies' Class. Class for ladies which may be restricted to riders, drivers or handlers who are no longer eligible to compete as juniors, unless otherwise specified in discipline/breed sport rules.
7. Limit Class. Limit classes are for horses or competitors that have not won six first place ribbons at EC Gold competitions or at USEF competitions in the particular performance classes in which they are being shown excepting winnings in four-in-hands, tandems, teams, unicorns, and pairs, and winnings in combined driving, local, model and breeding classes, unless otherwise specified in discipline/breed sport rules. A limit entry is such from the closing date of entries.
8. Local Class. A class held at an EC-sanctioned competition, which is restricted by geographic area but which is run according to all other EC rules. Local classes are not eligible for national or regional championships nor shall they count towards EC awards. See EC Competition Administration Policy, Local and Miscellaneous/Additional Classes.
9. Maiden Class. A class open to horses or competitors that have not received one first place ribbon at EC Platinum, Gold or Silver competitions or USEF competitions in the particular performance classes in which they are shown. A maiden entry is such until the closing date of entries.
10. Miscellaneous Class. A class which meets the particular requirements of a competition and is beneficial to the area but does not conform to the specifications for any class or division included in these rules. Entries in these classes will not accumulate points towards EC awards. Such classes or divisions must be identified in the prize list as "not rated for EC awards".
11. Novice Class. A novice class is open to horses or competitors that have not won three first place ribbons at EC Platinum, Gold or Silver competitions or USEF competitions in the particular performance classes in which they are shown, unless otherwise specified in discipline/breed sport rules. A novice entry is such until the closing date of entries.
12. Open Class. A class that is open to all horses of any age or breed, irrespective of ribbons previously won, and in which there is no qualification for the rider or driver.
13. Owner Classes. Open to adult riders/drivers who are owners or members of the owner's immediate family. Leased horses are not eligible and

multiple ownership is not permitted unless all owners are members of the same immediate family and members of EC. See discipline/breed sport rules for specific restrictions.

14. Parent and Child Class. For a parent and child. The age of the child may be specified. To be judged as a Family or Pair class using specifications in the discipline/breed sport rules.
15. Restricted Class. A class in which entries are restricted or limited in any way (i.e. according to money or ribbons won, years of competition, age, etc.)

Note: Classes restricted by geographic area are Local Classes.

**CLASSIFIER** A Para Equestrian Classifier is an individual trained and qualified to administer athlete classification nationally and/or internationally.

### **CLASSIFICATION**

Classification is undertaken to ensure that an Athlete's impairment is relevant to performance on the horse. Classification aims to place athletes into classes or Grades according to how much their impairment impacts on the core determinants of success in the sport. Classification ensures the Competition within each Grade can then be judged on the functional skill of the rider regardless of impairment.

### **CLIENT**

Any person who pays a fee for equestrian and/or equine-related services.

### **COACH**

An adult who instructs and educates riders or drivers. See also **CERTIFIED COACH**

### **COC**

See "Canadian Olympic Committee".

### **COMPETITION**

1. For the purposes of these rules, the term competition includes all shows, events, horse trials and any other form of equestrian competition that is covered by these rules.
2. Platinum Competition. A term for a competition that is operating a Gold EC-sanctioned competition and an FEI sanctioned competition at the same time and venue.
3. Gold Competition. This category of competition formerly called a National Competition is subject to the rules set out in the Rules of Equestrian Canada. Points accumulated at EC Gold sanctioned competitions apply towards the EC awards programs.
4. Silver Competition. A category of competition sanctioned by Equestrian Canada, organized and named by the province subject to the rules set out in the Rule Book. Competitors in this category of competition are not eligible to accumulate points for annual EC championship awards. Provinces may establish their own awards program for these competitions.

5. **Bronze Competition.** A grass-roots category competition (similar to the former Primary Competition) sanctioned by EC and subject to the rules set out in the Rules of Equestrian Canada, subject to discipline-specific restrictions. Competitors in this category of competition are not eligible to accumulate points for annual EC championship awards. Provinces may establish their own awards program for these competitions.
6. **Sanctioned Competitions.** Bronze, Silver, Gold and Platinum competitions are all sanctioned by Equestrian Canada and are subject to the rules set out in the Rules of Equestrian Canada.

## **COMPETITION ADMINISTRATION POLICY (CAP)**

This policy outlines the three-stage process for obtaining an EC-sanctioned competition sanction/licence, and the responsibilities of the competition organizing committee, the Participating Provincial or Territorial Sport Organization (PTSO) and Equestrian Canada regarding sanctioned competitions.

## **COMPETITION EMPLOYEES AND OFFICIALS**

All persons directly employed by the competition, and all individuals officiating at a competition including but not limited to judges, stewards, course designers, technical delegates, veterinarians, timekeepers, announcers and ringmasters.

See also Licensed Officials.

## **COMPETITION MANAGER**

A person designated to manage a competition (see Competition Administration Policy 5.1.2). This person must hold a valid EC Sport Licence at or above the level of the competition, and must be in good standing.

## **COMPETITION ORGANIZING COMMITTEE OR MANAGEMENT**

All persons who are responsible for all or part of the management and organization of a sanctioned competition including but not limited to members of a competition's Board of Directors, the officers, competition committee chairperson or president, manager and secretary.

## **COMPULSORY TURNING FLAG (CTF)**

*In driving*, a pair of markers used to define the required track of the Marathon course. Each CTF must be numbered consecutively within the section and placed so they are clearly visible to be passed with the red marker on the right and white on the left. Numbering shall be affixed to the right hand marker using the shapes and colours defined for each division (Article C960.5)

## **COMPETITION YEAR**

The competition year is the calendar year.

## **COMPETITOR**

The person entered in a competition as a rider, driver, vaulter or handler.

1. **Rider** – directs the movement of or controls the horse from a saddle.
2. **Driver** – directs the movement of or controls the horse from either the ground or on a vehicle using a lead, lunge or reins augmented by whip and voice as the primary aids.



3. Vaulters – performs gymnastic and dance exercises on the back of a moving horse. A vaulter is not a rider, as the horse's movement is directed and controlled by a lunger using a lunge line, a lunge whip, and static side reins.
4. Handler – directs and controls the movement of the horse other than as specified above.

## **COMPLAINT**

A formal submission in writing on the required form stipulated within the EC Discipline, Complaints and Appeal Policy setting out the details of an alleged complaint, violation, breach, or grievance.

## **CONFLICT OF INTEREST**

A substantial appearance of a conflict of interest exists whenever others may reasonably infer from the given circumstances that a conflict exists. A conflict of interest is defined as any personal, professional or financial relationship, including, but not limited to, relationships of family members that could influence or be perceived to influence objectivity when representing or conducting business or other dealings for, or on behalf of EC. For example, a person is considered to be in conflict of interest if that person or that person's family stands to benefit from a decision or from information obtained in the course of official duties and responsibilities which is not generally available to the membership or the public. See Chapter A14, Conflict of Interest Provisions.

## **CPC**

Canadian Pony Club

## **DISMOUNTING**

The deliberate departure of a person from the horse/carriage or the accidental leaving (falling off) of the horse/carriage .

## **DISQUALIFICATION**

Disciplinary action, prohibiting a competitor and/or entry from any further participation for the duration of a competition, and usually requiring the forfeiture of all winnings and the loss of entry fees.

## **DIVISION**

A grouping of entry based on competition criteria. Example: Training, Preliminary, Intermediate, Intermediate II, Advanced.

Blocks of FEI tests written by FEI and used by EC. Always prefaced by the abbreviation "FEI ...".

## **DRP**

Dispute Resolution Path/Process

## **DRR**

Dispute Resolution Request

## **EC DRESSAGE COMMITTEE**

The National Committee responsible for the development of Dressage in Canada.

## **EC DRIVING COMMITTEE**

The National Committee responsible for the development of driving in Canada.

## **EC EVENTING COMMITTEE**

The National Committee responsible for the development of Eventing in Canada.

## **EC JUMPING COMMITTEE**

The National Committee responsible for the development of the hunter, jumper and equitation divisions of equestrian sport in Canada.

## **EC NATIONAL PASSPORT**

The EC national passport is for use in FEI CIM-level competitions within Canada by Canadian owned horses. Please note that Canadian owned horses competing outside of Canada will require an FEI Passport or FEI Recognition Card. Horses competing with the EC National Passport in FEI competitions must also have an annual FEI Registration. Horses competing in CI-level competitions or FEI competitions outside of Canada, must upgrade to an FEI Recognition Card.

## **EC PARA-DRESSAGE COMMITTEE**

The National Committee responsible for the development of Para-Dressage in Canada.

## **EC**

Equestrian Canada

## **EC/USEF RECIPROCAL AGREEMENT**

An agreement between EC and USEF on the recognition and suspension of officials, amateur certification and jointly recognized competitions.

## **ELIMINATION**

Exclusion from any further participation in the class in which the elimination occurs.

## **ENTRY**

Horse or pony entered in competition, or, in equitation, horsemanship or reinsmanship classes, the rider or driver respectively.

## **ENTRIES**

1. Applications to compete in an EC-sanctioned competition, which must be signed by an individual who holds a valid EC Sport Licence or member of the national federation of another country, excepting parents or guardians signing an entry for a junior. See Chapter A9, Entries.
2. Late entry. An entry made and accepted after the closing date of entries and before the commencement date of the competition.
3. Post-entry. An entry made after the commencement of the competition or after the closing of entries, depending upon the rules of each competition.
4. Regular entry. An entry made before the closing date for regular entries.

## **EQUESTRIAN CANADA (EC)**

Equestrian Canada is the national governing body for all equine and equestrian sporting and recreational activities and interest (except racing) in Canada. If the name of EC changes at any time, any reference to EC will refer to its replacement name or organization.

## **EVENT**

The entirety of activities, classes, competitions or combinations thereof, commencing and concluding as defined by the Organizer in the Prize List and which is covered by these rules. Also see “Competition”.

## **EVENT LOCATION**

All lands used by the competitions comprising the event. The competition rings, arenas, warm-up areas, stabling, parking and all grounds available or used for an event or competition owned, leased or rented by the Organizing Committee for the purposes of holding an EC-sanctioned event.

## **EVENTING**

EC rules for the discipline of Eventing, formerly called Combined Training, cover Horse Trials, Two-Day Events and Three-Day Events.

## **FALLS**

Competitors are considered to have fallen when, either voluntarily or involuntarily, they are separated from their horse, which has not fallen, in such a way that they touch the ground or find it necessary, in order to get back into the saddle, to use some form of support or outside assistance.

1. A horse is considered to have fallen when at the same time both its shoulder and quarters have touched either the ground or the obstacle and the ground.
2. See also discipline/breed sport rules.

## **FEDERATION**

For the purposes of these rules, the “Federation” means Equestrian Canada or the replacement organization should its name change.

## **FÉDÉRATION EQUESTRE INTERNATIONALE (FEI)**

The Fédération Equestre Internationale is the international equestrian sport governing body, of which EC is a member.

## **FEES, NOMINATION AND START**

1. **Nomination Fee.** A fee, usually non-refundable, which is levied by the competitions and, in some cases, organizations sponsoring special competitions such as futurities, to establish eligibility and intent to enter classes or divisions or special events. The fee constitutes a part of the total entry fee and allows the competitor the option to compete, usually upon payment of an additional fee, in the classes or divisions or special events for which the nomination fee was paid.
2. **Start Fee.** An additional fee levied by the competition applied to previously nominated entries and paid before commencement of a class. Payment of

the fee allows the entries to compete in the class for which they have been nominated.

## **FEI**

See Fédération Equestre Internationale

## **FEI SCHEDULE**

An official document approved by the FEI outlining relevant information of an Event, including but not limited to the dates and location of the Event, the dates by which entries must be received, the Disciplines in which Competitions will be held, the programme of Competitions, the categories, nationalities and other relevant details of invited Athletes and Horses, the stabling and accommodation available, the value of the prizes and their distribution, and any other relevant details.

## **FEI 1\*2\*3\* 4\* 5\***

Categories of FEI sanctioned competition and certification classification of FEI Officials.

## **GATE**

*In driving:* A pair of lettered or unlettered markers used in an obstacle to define the route.

## **GENERAL PERFORMANCE DIVISION**

A multi-performance division open to all horses, with classes conducted according to the General Performance rules. See Section F, General Performance.

## **GOOD STANDING**

Participants in good standing are individuals who hold sport licences with Equestrian Canada who have paid their current licence dues, are not currently suspended and/or are not subject to any form of disciplinary action as described in these rules.

## **GP**

Grand Prix

## **GPS**

*In dressage;* Grand Prix Special

## **GPF**

*In dressage;* Grand Prix Freestyle

## **GROOM, ATTENDANT OR ASSISTANT**

A person who assists a competitor.

## **GUEST CARD**

A guest card is a temporary licence issued by EC for officials not listed in the current EC Officials Roster or not listed in the capacity or with the qualifications which the competition requires.

## **HAND**

A hand is a unit of measurement that may be used to determine the height of a horse or pony. A hand measures four inches. Equines may also be measured in centimetres.

## **HANDLER**

See “Competitor”.

## **HEADER**

*In driving*; A groom or passenger, who “heads” a horse in a lineup in a driving class.

## **HEADGEAR STANDARDS**

Protective headgear must be certified under one of the following standards: ASTM (American Society for Testing Materials)/SEI (Safety Equipment Institute, Inc.); BSI/BS EN (British Standards Institution); EN (European Union Standards); AS/NZS (Australian/New Zealand Standards); or CE VG1 01.040 2014-12 (provided they are BSI Kitemarked).

## **HORS CONCOURS**

Non-competitive entry, entered in a competition with the permission of the organizing committee. Not eligible for any winnings at that competition from the time it performs hors concours. See discipline/breed sport rules.

## **HORSE**

The term “horse” in this Rule Book, unless otherwise stated, denotes a horse, pony, mule, donkey, zebra or Very Small Equine (VSE). For competition purposes, a horse is over 14.2 hands high. For exceptions, see discipline/breed sport rules.

## **HORSE RECORDING**

A Horse Recording is a digital identification document for horses competing at EC Silver, Gold and Platinum competitions. The purpose of a Horse Recording is to enable EC to create a database profile for every horse competing at EC-sanctioned competitions. This allows EC to:

- Track the number of competitions, and classes per competition, that a horse is entered in to protect horse welfare.
- Record competition results to aid owners in the marketing and sale of horses, and to identify successful bloodlines.
- Assist in horse identification and safeguard against horse misrepresentation.
- Track eligibility of all horses and ponies, and record official pony measurements, to ensure fair play.
- Accurately track horses throughout their lifetime, regardless of ownership and/or horse name changes.

## **I1**

*In dressage*; abbreviation for the Intermediate 1 test

## **I2**

*In dressage*; abbreviation for the Intermediate 2 test

## **IMMEDIATE FAMILY / FAMILY**

The words “immediate family” and “family” include the following: husband, wife, spouse, common law, same- or opposite-gender partner, parent, child, step-child, brother, sister, half-brother and sister, step-brother and sister, in-laws of the same relation stated above, grand-parents and grand-children, unless otherwise stipulated in discipline/breed sport rules.

## **JR**

Junior

## **JUDGING PANEL**

Two or more judges on the ring at the same time

## **JUNIOR/YOUTH**

1. Except as modified by discipline/breed sport rules, individuals are juniors until the end of the calendar year in which they reach the age of 18.
2. Junior “A”. Riders/drivers are classified as Junior “A” from the beginning of the calendar year in which they turn 16 until the end of the calendar year in which they turn 18.
3. Junior “B”. Riders/drivers are classified as Junior “B” from the beginning of the calendar year in which they turn 13 until the end of the calendar year in which they turn 15.
4. Junior “C”. Riders/drivers are classified as Junior “C” such until the end of the calendar year in which they turn 12.

In Western classes, individuals are youths until the end of the calendar year in which they turn 19. See also discipline/breed sport rules.

## **JURY**

For the purposes of these rules, a jury is deemed to be one judge or any number of judges as required by the class or event rules.

## **LAMENESS CATEGORIES**

**Grade I:** is defined as lameness difficult to observe. Not consistently apparent regardless of whether the horse is circling, going up or down a hill, trotting on a hard surface, etc.

**Grade II:** is defined as lameness difficult to observe at a walk or trot on a straight line.

**Grade III:** is defined as a consistently observable lameness at a trot.

**Grade IV:** is defined as an obvious lameness with marked nodding.

**Grade V:** is defined as minimal weight bearing on one leg, or inability to move.

*In endurance;* Grades III to V are automatically excused from BC judging; Grades I and II usually are not. The "soundness" score should reflect the significance of the gait impairment as well as the degree of impairment at

that moment. A horse that merely has a peculiar way of going may appear slightly "off" so it is very important for the vet to have made notes, whether mental or otherwise, about how each horse moved at the pre-ride exam.

**LESSEE**

An individual or group of individuals leasing a horse; to be official the lease must be registered with EC..

**LEVEL**

Blocks of EC national dressage tests written by the USEF and used by EC. Refers to Training through Fourth Level and all Freestyles.

**"M"**

Medium (Judge or Steward)

**MEMBER**

Members of Equestrian Canada, including Category A, Category B and Category C members; see Equestrian Canada Bylaws, Article 3 – Membership. The term “member” may also be used in these rules to refer to a member of an organization such as FEI / USEF. See also Registered Participant

**NATIONAL CHAMPIONSHIPS**

Any national competition may apply for National Championships through the EC National Office and pay the required fees.

**NATIONAL FEDERATION (NF)**

The national sport governing body of a country, which is a member of the FEI.

**NATIONAL OFFICE (EC)**

The administrative office of EC.

**NATIONAL ORGANIZATION**

A Canadian equine or equestrian society or organization, which has objectives and aims with Canadian scope, is registered in Canada, has a Canadian head office and a Canadian Board of Directors.

**NF**

See National Federation

**O**

Open

**OFFICIALS**

Officials, including judges, stewards, course designers and technical delegates, who are recognized and certified by Equestrian Canada to officiate at EC-sanctioned competitions.

**PARTICIPANT**

Any person involved with, competing in, taking part in, in any capacity with regards to the said event. Said “event” is not restricted to competition and could include but

is not limited to clinics, shows, competitions, demonstrations and training sessions. See also Registered Participant.

## **PARTICIPATING PTSO**

A Provincial or Territorial Sport Organization that has a current Affiliation Agreement with Equestrian Canada to provide various services and products and represents the aims and objectives of the national federation in its region.

## **PERSON(S) RESPONSIBLE**

The Person(s) responsible (PR) for a horse must be an adult who has, or shares responsibility for the care, training, custody, and performance of the horse and who has official responsibility for that horse under EC Rules. The PR is liable under the penalty provisions of the applicable EC Rules for any rule violations.

Every entry form for an EC sanctioned competition must identify the PR and be signed by the PR.

The Person(s) responsible is ultimately responsible for the condition, fitness and management of the horse and is alone responsible for any act performed by himself/herself or by any other person with authorized access to the horse in the stables, elsewhere on the grounds, or while the horse is being ridden, driven or exercised.

**A:** For adult entries into EC sanctioned competitions the PR shall be either the trainer, the owner of the horse or the competitor who rides or drives the horse during the EC sanctioned competition.

**B:** For Junior entries into EC sanctioned competitions the Junior competitor cannot be the PR. For Junior entries the PR may be either the trainer, the owner of the horse, or a parent/guardian of the Junior competitor.

## **PONY**

1. Ponies are animals that do not exceed 14.2 hands, unless otherwise specified in discipline/breed sport rules.
2. “A” ponies exceed 13.2 hands but do not exceed 14.2 hands
3. “B” ponies exceed 12.2 hands but do not exceed 13.2 hands
4. “C” ponies do not exceed 12.2 hands

## **PRIZE LIST**

Required for all EC-sanctioned competitions. A publication which serves as an invitation to compete and provides all information required by the officials and the competitors in the competition. See Chapter A6, Prize Lists and Entry Forms.

## **PROTECTIVE HEADGEAR**

1. Protective headgear must be:
  - a) approved by an accredited certification organization (HEADGEAR STANDARDS).
  - b) properly fitted; and
  - c) securely fastened by a permanently affixed safety harness.



2. Any competitor may wear approved protective headgear in any division or class without penalty from the judge.
3. Equestrian Canada makes no representation or warranty, expressed or implied, about any approved protective headgear. Equestrian Canada cautions riders and Athletes that serious injury or death may result despite wearing such headgear, as all equestrian sports involve inherent risk, and no protective headgear can protect against all foreseeable injury.

## **PROTECTIVE VEST (BACK PROTECTORS)**

1. Protective vest must be:
  - a) properly fitted; and
  - b) securely fastened.
2. Any competitor may wear a protective vest in any division or class without penalty from the judge.
3. Equestrian Canada makes no representation or warranty, expressed or implied, about any protective vest and does not imply protective vests may protect against all foreseeable injury.

## **PROTEST**

A formal process, expressed in writing, to the Competition Organizing Committee (OC) to lodge a dispute, disagreement or grievance regarding the conduct of the EC-sanctioned competition or an alleged rule or policy violation on the part of the OC or official(s) at an EC-sanctioned competition. See Article A1204 – Filing a Protest.

## **PROVINCE (PARTICIPATING PTSO)**

For the purposes of these rules, the term “Province” refers to the Provincial or Territorial Equestrian Sport Organization,

## **PSG**

*In dressage*; Prix St. Georges

## **PTSO**

Provincial/Territorial Sports Organization (provincial or territorial organization overseeing equestrian activities)

## **“R”**

Recorded (Judge)

## **RAPPING**

The term “rapping” is construed to include all of the artificial techniques intended to induce a horse to jump higher or more carefully in competition. It is not practical to list every possible means of rapping, but in general it consists of the competitor — and/or dismounted assistants, for whose behavior the competitor is responsible — either hitting the horse’s legs manually with something (no matter with what or by whom) or deliberately causing the horse to hit something itself, whether by building fences too large and/or too wide, setting false ground lines, placing trot poles or elements of a combination at a false distance, intentionally pushing the horse into a

fence or otherwise making it difficult or impossible for the horse to negotiate the practice obstacle without hitting it.

### **REGISTERED LEASE**

A lease registered with EC or the FEI. See Article A818, Registered Leases.

### **REGISTERED PARTICIPANT**

Any Person registered with Equestrian Canada, including Sport Licence Holders, and paying dues to obtain some benefit from Equestrian Canada. Registered Participant status is included with a PTSO membership.

### **REMUNERATION**

For the purposes of these rules, remuneration is defined as any payment, either in cash or in kind, with the exception of gifts of token value. Remuneration does NOT include:

- a) payment made to any competition official
- b) reimbursement for expenses without profit
- c) winnings paid to a horse's owner

### **RULE BOOK/RULES**

“Rule Book” refers to the Rules of Equestrian Canada and all its parts. “Rules” refer to the rules and regulations of EC contained in the Rule Book.

### **“S”**

Senior (Judge or Steward)

### **SENIOR**

Individuals are adults or seniors from the beginning of the calendar year in which they reach the age of nineteen. For FEI rules visit [www.fei.org](http://www.fei.org)

### **SHOWN AND JUDGED**

To be “shown and judged” in a class, an animal must perform the prescribed routine and must remain in the ring until excused by the judge.

### **SOUNDNESS**

Must be serviceably sound. See also Unsoundness.

### **SPORT LICENCE**

EC Sport Licences are required by competitors, owners or lessees, and individuals/corporations accepting responsibility for entries in EC-sanctioned competitions.

### **START OF A COMPETITION**

The official start of a competition relates to the same day that officials are required to be on duty. For exceptions, see discipline/breed sport rules.

### **SUSPENSION**

Disciplinary action resulting in the suspension of a horse and/or owner, lessee, rider, driver, handler or any other responsible party from further participation in EC-sanctioned competition until the term of the suspension has expired.

## **TRAINER**

An adult who has the responsibility for the care, training, custody and performance of the horse.

## **TROPHY**

1. Challenge Trophy - A challenge trophy has to be won a specified number of times for outright possession.
2. Perpetual Trophy - A perpetual trophy remains in the possession of the winner for a period of 11 months, at the end of which time it is to be returned to the competition organizing committee. A replica may be given instead of a perpetual trophy.

## **TURNOUT**

*In driving*; The assemblage including the Athlete (Athlete), required groom(s), horse(s) with harness and carriage appropriate to the competition. Description includes configuration – single, pair, tandem, unicorn or four-in-hand. Examples: Horse single; pony pair; VSE unicorn; Small pony tandem

## **UNSOUNDNESS**

Unsoundness is:

- a) consistently observable at any gait under all circumstances;
- b) marked nodding, hitching or shortened stride; or
- c) minimal weight-bearing in motion and/or rest and inability to move.
- d) Any manifestation of pain, inability, disability or deformity in the act of motion is considered an unsoundness.

## **UNITED STATES EQUESTRIAN FEDERATION (USEF)**

The equestrian sport governing body of the United States.

## **USDF**

United States Dressage Federation.

## **USEF**

United States Equestrian Federation

## **VALID SPORT LICENCE**

A Sport Licence is considered valid when it is current and the holder is in good standing.

## **VETERINARIAN**

Veterinarian: the veterinarian must be licensed to practice in the province/territory in which the competition is being held or in the home province/territory of the horse that is in competition and owner of or employed by a practice that is approved by its province/territory to participate in equine practice.

## **VIOLATION**

For the purpose of these rules, a violation is deemed to be any act prejudicial to the interests of EC. See Article A1207 – Violations.

**WINNINGS**

All ribbons, prizes, prize money, trophies and points won by a horse.

**YELLOW WARNING CARD**

An alternative to other options in the EC legal system, (eg. fines or disqualification) and is for cases of violations deemed to be minor in nature.

**YR**

Young Rider

**YOUNG RIDER/DRIVER**

Young riders/drivers are such from the beginning of the calendar year in which they reach the age of sixteen until the end of the calendar year in which they reach the age of 21.

**METRIC CONVERSION**

<u>WHEN YOU KNOW</u> .....	<u>MULTIPLY BY</u> .....	<u>TO FIND</u>
Hands .....	4.....	inches
Inches.....	2.54.....	Centimeters
Centimeters.....	0.3937.....	Inches
Yards.....	0.9.....	Meters
Meters .....	3.281.....	Feet
Feet .....	0.3048.....	Meters
Miles .....	1.609.....	Kilometers
Kilometers .....	0.6214.....	Miles
Pounds .....	0.4536.....	Kilograms
Kilograms .....	2.205.....	Pounds

## INDEX (BY ARTICLE)

<b>Advertising and Sponsors Logos .....</b>	<b>Chapter 17</b>
Saddle Pads and Clothing.....	ART E 17.2
<b>Aids &amp; Position of the athlete .....</b>	<b>ART E 1.20</b>
<b>Amateur Category .....</b>	<b>ART E 3.4, E 3.4.2</b>
Amateur Card.....	ART E 3.4.2
Cross Entering.....	ART E 7.11.8.2
Two Fees/One Test .....	ART E 7.1.4, E 7.10.5
<b>Annex 1, FEI.....</b>	<b>Page 116</b>
<b>Annex 2, Glossary .....</b>	<b>Page 118</b>
<b>Appeals .....</b>	<b>Chapter 19</b>
<b>Approved Headgear.....</b>	<b>ART E 4.0</b>
<b>Arena .....</b>	<b>ART E 7.12</b>
Advertising.....	ART E 17.1
Diagram	ART E 7.32
Distance Around .....	ART E 7.12.17, E 7.12.18
Distance Between.....	ART E 7.12.19
Footing	ART E 7.12.9, E 7.12.10, E 4.11
Fence/Enclosure.....	ART E 7.12.12, E 7.12.15, E 7.12.16
Gate	ART E 7.12.13, E 7.12.14, E 7.12.15
Judges Positions .....	ART E 7.19
Letters	ART E 7.12.21, E 7.12.14
Limited Space .....	ART E 7.15
Practice Arena .....	ART E 7.16
Size	ART E 7.7
Use Prior to Competition .....	ART E 7.12.1
<b>Authorization to Compete in FEI Competitions.....</b>	<b>Annex 1</b>
<b>Awards and Scoring, Non-Championship Competitions .....</b>	<b>ART E 9.9, E 9.10</b>
<b>Background Music .....</b>	<b>ART E 7.10.1</b>
<b>Bandages/Boots .....</b>	<b>ART E 4.10, E 4.11</b>
<b>Bits .....</b>	<b>ART E 4.3</b>
Dr. Bristol definition .....	ART E 4.3.2
Bridoon	ART E 4.3.8, E 4.4.1
Curb .....	ART E 4.3.8, E 4.4.1
Diagrams	ART E 4.4, E 4.4.1
Snaffle	ART E 4.3.3, E 4.3.6, E 4.3.10, E 4.3.11, E 4.4
Locking Snaffles .....	ART E 4.3.3
Number of joints allowed.....	ART E 4.3.10
Rotating mouthpiece .....	ART E 4.4.7

<b>Blind Horses .....</b>	<b>ART E 7.11.4.3</b>
<b>Blind Ponies .....</b>	<b>ART E 7.11.5.5</b>
<b>Braided Manes.....</b>	<b>ART E 4.1.10</b>
<b>Breastplates.....</b>	<b>ART E 4.9C.1</b>
<b>Bridles .....</b>	<b>ART E 4.2</b>
Bits and diagrams .....	ART E 4.3, E 4.4, E 4.4.1
Bridle Definition.....	ART E 4.2
Double bridles .....	ART E 4.2.2, E 4.2.4
Nosebands .....	ART E 4.2.3
Poll Relief Bridle.....	ART E 4.2
Snaffle .....	ART E 4.2.1
Required at Each Level.....	ART E 4.2.1, E 4.2.2
Tightness of nosebands.....	ART E 4.2.2
<b>Broken Equipment (Time Out) .....</b>	<b>ART E 4.14</b>
<b>Bronze Competitions .....</b>	<b>ART E 3.0 (Chart), E 4.1.4</b>
<b>Bucking Straps.....</b>	<b>ART E 4.9C.1</b>
<b>Calling Tests.....</b>	<b>ART E 9.1</b>
Calling Forbidden .....	ART E 9.1.7
Dress Code .....	ART E 9.1.3
Hearing Impaired .....	ART E 9.1.4
Personal Electronic devices .....	ART E 9.1.4
<b>Canadian Citizens/Permanent residents.....</b>	<b>ART E 7.23.5, E 7.25.10</b>
<b>Canter .....</b>	<b>ART E 1.6</b>
Round and Low .....	ART E 2.4
<b>Categories of competitor .....</b>	<b>ART E 3.4</b>
Amateur.....	ART E 3.4.2
Dressage seat medal.....	ART E 8.4
Competitors with physical and/or visual impairment (Para-Equestrians) .....	ART E 4.1.6
Eligibility to Compete.....	ART E 3.4
Junior.....	ART E 3.4.3
Open .....	ART E 3.4.1
<b>Categories of Stewards .....</b>	<b>ART E 16.6</b>
<b>CET Crest .....</b>	<b>ART E 4.1.13</b>
<b>Champions at Non-Championship Competitions .....</b>	<b>ART E 9.10</b>
<b>Championship Competitions (Gold and Silver)</b>	
Conditions of Entry .....	ART E 7.25
Establishing Champions .....	ART E 7.25.6
Freestyle Champions .....	ART E 7.25.9
Minimum Score.....	ART E 7.25.11
Schooling of Horses.....	ART E 7.11.12.3
<b>Championships (Gold) .....</b>	<b>ART E 7.23</b>
Citizenship (Residency) Requirements.....	ART E 7.23.5
Combined Categories .....	ART E 7.23.13
Conditions of Entry .....	ART E 7.25
EC Dressage Committee Approval.....	ART E 7.23.7
Freestyle Chart.....	ART E 7.27
Gold Provincial Awards .....	ART E 7.23.6
Officials Required.....	ART E 7.30

Ownership Requirements .....	ART E 7.23.5
Prize Money .....	Chapter 3, ART.3, ART E 7.23.6
Qualifying .....	ART E 7.23.12, E 7.25.1, E 7.25.2
Regional Championships.....	ART E 7.23.3, E 7.23.8, E 7.23.9
Tests Chart .....	ART E 7.26
<b>Championships (Silver) .....</b>	<b>ART E 7.24</b>
Combined Categories .....	ART E 7.24.7
Freestyle Chart .....	ART E 7.29
Officials Required .....	ART E 7.30
PTSO/EC Dressage Committee Approval.....	ART E 7.24.2
Qualifying .....	ART E 7.24.4, E 7.25.1, E 7.25.2
Split Championships .....	ART E 7.24.5
Tests Chart .....	ART E 7.28
<b>Change of Leg</b>	
Flying Change .....	ART E 1.6.4.8
Simple Change .....	ART E 1.6.4.7
Through Trot .....	ART E 2.3
<b>Changes of Direction.....</b>	<b>ART E 1.10</b>
<b>Chapter 6 – Para Equestrian.....</b>	<b>Chapter 6</b>
<b>Child athlete (FEI).....</b>	<b>ART E 3.4.4</b>
EC Junior .....	ART E 3.4.3
<b>Class Breaks/Footing Maintenance .....</b>	<b>ART E 7.13</b>
<b>Classification, Para Equestrian.....</b>	<b>ART E 6.16</b>
<b>Collection .....</b>	<b>ART E 1.19</b>
<b>Collective Marks .....</b>	<b>ART E 9.9.1, E 9.9.3, E 9.9.4</b>
<b>Collective Marks, Para Equestrian.....</b>	<b>ART E 6.6</b>
<b>Combined Training Dressage Tests (Eventing) .....</b>	<b>ART E 7.6, E 14.7</b>
<b>Commanders and Callers, Para Equestrian.....</b>	<b>ART E 6.14</b>
<b>Competing in a Different Grad, Para Equestrian.....</b>	<b>ART E 6.3</b>
<b>Competition Arena.....</b>	<b>ART E 7.7, E 7.12, E 7.14, E 7.32</b>
<b>Competition Classification .....</b>	<b>ART E 3.0</b>
<b>Competition Levels (Definitions) .....</b>	<b>ART E 7.5.2</b>
<b>Competition Management.....</b>	<b>Chapter 7</b>
Classification & EC Sport Licence Requirements.....	ART E 7.1
Background Music .....	ART E 7.10.1
Conflict of Interest .....	ART E 7.0
Licence/cross entering & no. of riders .....	ART E 7.11.8
Two Fees/One Test .....	ART E 7.1.4, E 7.10.5
<b>Competition Number .....</b>	<b>ART E 7.11.2</b>
Non-Competing Horse .....	ART E 7.11.3
<b>Competitions (Non Championship)</b>	
Champion & Reserve .....	ART E 9.10.4
Cross entering .....	ART E 7.11.8
Dividing Classes .....	ART E 7.2
Freestyle Scoring.....	ART E 10.4
Hors Concours.....	ART E 7.11.11
Maximum Levels/Tests/Classes per horse per day.....	ART E 7.11.9
Minimum Percentage .....	ART E 9.9.8
Officials Required .....	ART E 7.18, E 7.30
One Horse Class.....	ART E 9.9.10

Permitted Classes.....	ART E 3.0
Returning Tests to Competitors .....	ART E 9.8
Scoring and Placing.....	ART E 9.9
Substitutions .....	ART E 7.11.10
Ties .....	ART E 9.9.4, E 9.9.5, E 9.9.6, E 9.10.5, E 10.4.8
<b>Competition Organization Chart .....</b>	<b>ART E 3.0</b>
Championships .....	ART E 7.23, E 7.24 to E 7.25
Days of operation.....	ART E 3.0
Bronze, Silver, Gold .....	ART E 3.0
Drug Fees .....	ART E 3.0
EC Medication Control.....	ART E 3.0
EC Rules .....	ART E 3.0
EC Sport Licence.....	ART E 3.0, E 3.1
Horse I.D. ....	ART E 3.0, E 3.3
Horse Licence .....	ART E 3.0, E 3.2
Insurance .....	ART E 3.0
Miscellaneous Classes .....	ART E 3.0
Officials .....	ART E 3.0, Chapter 15, Chapter 16
On Site Medical/Emergency Plan.....	ART E 3.0
Permitted Classes.....	ART E 3.0
Provincial Sport Organization membership.....	ART E 3.0
Results Reporting .....	ART E 3.0, E 9.9.12
Ring Size .....	ART E 3.0, E 7.7
Test User Fees .....	ART E 3.0, E 7.4
Veterinarian .....	ART E 3.0, E 11.7
<b>Competitors</b>	
Conditions of Participation .....	ART E 3.0
Equitation.....	ART E 8.4
<b>Concurrent Competitions .....</b>	<b>ART E 7.3, E 7.23.2, E 7.24.2</b>
<b>Conditions of Participation.....</b>	<b>ART E 7.11</b>
<b>Conditions of Participation, Para Equestrian .....</b>	<b>ART E 6.2</b>
<b>Conflict of Interest</b>	
Athletes.....	ART E 7.0
Judges .....	ART E 15.1
Scribes .....	ART E 7.21.7
Stewards .....	ART E 16.1
<b>Copyright - Dressage Tests .....</b>	<b>ART E 7.4.3</b>
<b>Counter Canter .....</b>	<b>ART E 1.6.4.6</b>
<b>Cross Entering .....</b>	<b>ART E 7.11.8</b>
<b>Cruppers .....</b>	<b>ART E 4.9C.1</b>
<b>Curb Bits .....</b>	<b>ART E 4.3, E 4.4.1</b>
<b>Curb Chains/covers .....</b>	<b>ART E 4.4.1</b>
Lip Straps .....	ART E 4.4.1
<b>Dangerous/Unruly Horses.....</b>	<b>ART E 7.11.7</b>
<b>Diagrams</b>	
Arena letters.....	ART E 7.32
Breed Classes Triangle .....	ART E 11.8
Double Bridle .....	ART E 4.2.4
Double Bridle Bits.....	ART E 4.4.1
Dressage Saddle.....	ART E 4.6



Lateral Movements.....	ART E 1.12, E 1.14
Micklem Bridle .....	ART E 4.2
Nosebands .....	ART E 4.2.3
Side Saddle.....	ART E 5.1.1
Side Saddle Dress.....	ART E 5.8
Snaffle Bits.....	ART E 4.4
<b>Dismounting.....</b>	<b>ART E 9.4</b>
<b>Disqualification .....</b>	<b>ART E 9.6</b>
<b>Distance Around and Between Arenas .....</b>	<b>ART E 7.12.17, E 7.12.18, E 7.12.19</b>
<b>Dividing Classes.....</b>	<b>ART E 7.2</b>
<b>Double Bridle.....</b>	<b>ART E 4.2.2, E 4.2.4, E 4.9.A.6</b>
<b>Dress .....</b>	<b>Chapter 4</b>
Approved Headgear .....	ART E 4.0
Awards Presentations .....	ART E 4.1.12
Braiding Manes .....	ART E 4.1.10
Bronze Competitions.....	ART E 4.1.4
Callers .....	ART E 9.1.3
Competitors with physical and/or visual impairment (Para Athletes) .....	ART E 4.1.6
Equitation/Medal Classes .....	ART E 8.5
Extreme or Inclement Weather Conditions .....	ART E 4.1.7
FEI 4-year-old .....	Chapter 13
FEI Children, FEI Pony, FEI Junior.....	ART E 4.1.2
FEI Levels (YR to Grand Prix) .....	ART E 4.1.1
Gold and Silver Competitions (Introductory to	
Fourth Level).....	ART E 4.1.3
Long Hair.....	ART E 4.1.9
Medical Dispensations .....	ART E 4.1.11
Hearing Impaired .....	ART E 4.9.8
Military Uniforms .....	ART E 4.1.5
Para Athletes .....	ART E 4.1.6
Para Equestrian .....	ART E 6.11
Protective Headgear .....	ART E 4.0
Safety Vests .....	ART E 4.0.1
Sidesaddle .....	ART E 5.8
Silver Competitions and Championships (Introductory to	
Fourth Level).....	ART E 4.1.3
Sport Horse Breeding Classes .....	ART E 11.5.5, E 11.5.6
Spurs .....	ART E 4.1.8
<b>Dressage Sport Horse Breeding Classes .....</b>	<b>Chapter 11</b>
Classes .....	ART E 11.3
Championship .....	ART E 11.3.2b, E 11.9.5
Foals.....	ART E 11.8.4
Group .....	ART E 11.3.2a, E 11.8.2
In Hand.....	ART E 11.3.1, E 11.3.2, E 11.8.1, E 11.8.2
Under Saddle.....	ART E 11.3.2c, E 11.5.6, E 11.8.3
Conduct of Classes.....	ART E 11.8
Definitions.....	ART E 11.2
Entries .....	ART E 11.4
Equipment & Turnout .....	ART E 11.5

Bandages .....	ART E 11.5.3
Braiding .....	ART E 11.5.1
Bridles .....	ART E 11.5.2
Dress .....	ART E 11.5.5, E 11.5.6
Saddlery .....	ART E 11.5.6
Whips .....	ART E 11.5.4
General Regulations .....	ART E 11.1, E 11.6
Handlers, Asst. Handler .....	ART E 11.2.7, E 11.2.8, E 11.5.4, E 11.5.5
Judging Procedure .....	ART E 11.10
Judging Specifications .....	ART E 11.9
Conformation .....	ART E 11.9.6
Gaits .....	ART E 11.9.7
Group .....	ART E 11.9.3, E 11.8.2
In Hand .....	ART E 11.9.1, E 11.8.1
Under Saddle .....	ART E 11.9.2
Unsoundness .....	ART E 11.9.8
Memberships .....	ART E 11.4.4
Asst. Handler .....	ART E 11.2.8
Handler .....	ART E 11.2.7, E 11.4.4
Score Cards .....	ART E 11.10.1, E 11.10.2
Scoring .....	ART E 11.10.3, E 11.10.4, E 11.10.5
Scribes .....	ART E 11.6.2
Ties .....	ART E 11.10.4
Veterinarian .....	ART E 11.7

## **Dressage Tests**

Access & Ordering .....	ART E 7.4
Beginning & End of Tests .....	ART E 9.3.14
Calling Tests .....	ART E 9.1
Competition Times .....	ART E 9.7.9
Copyright .....	ART E 7.4.3
Definition of Tests .....	ART E 7.5.2
Dismounting .....	ART E 9.4
Elimination from a Class .....	ART E 9.5
Entering Before Signal .....	ART E 9.3.8
Error of Course .....	ART E 9.3.1, E 9.3.2, E 9.3.4
Error of Test .....	ART E 9.3.3, E 9.3.4
Errors & Penalties .....	ART E 9.3
Freestyle Movements .....	Chapter 10
Falls .....	ART E 9.3.10
Judging EC Tests at Non-EC Sanctioned Competitions .....	ART E 7.4.7
Lameness .....	ART E 9.3.6
Late Entry .....	ART E 9.7
Leaving Arena During Test .....	ART E 9.3.11
National Movements .....	Chapter 2
Resistance .....	ART E 9.3.12
Score under 50% .....	ART E 9.9.7
Score under 40% .....	ART E 9.9.8
Two Fees/One Test .....	ART E 7.1.4, E 7.10.5

## **Dressage Tests, Para Equestrian .....**

## **Drug Testing .....**

<b>EC Horse Licence</b> .....	<b>ART E 3.2</b>
<b>EC Gold National, Regional, Provincial Championship</b> .....	<b>ART E 7.23, E 7.24, E 7.25</b>
<b>EC Sport Licence</b> .....	<b>ART E 3.1</b>
<b>Eligibility to Compete</b> .....	<b>ART E 3.4</b>
<b>Elimination from a Class</b> .....	<b>ART E 9.5</b>
<b>Entry Fees</b>	
Two Fees/One Test Option .....	<b>ART E 7.1.4, E 7.10.5</b>
<b>Equine Medication Control</b> .....	<b>Chapter 18</b>
<b>Equipment (Miscellaneous)</b> .....	<b>ART E 4.9</b>
Allowed only in Warm-Up- forbidden in competition .....	<b>ART E 4.9A</b>
Approved For Competition – no permission required .....	<b>ART E 4.9C</b>
Approved for Competition – permission required .....	<b>ART E 4.9B</b>
Bit Guards .....	<b>ART E 4.9D</b>
Blinkers .....	<b>ART E 4.9D</b>
Bell Boots, Boots, Bandages .....	<b>ART E 4.9.1 A, E 4.10, E 4.11</b>
Breastplates .....	<b>ART E 4.9C.1, E 9.9A.1</b>
Bridle Padding .....	<b>ART E 4.2</b>
Bucking Straps .....	<b>ART E 4.9C.1</b>
Cruppers .....	<b>ART E 4.9C.1</b>
Ear Plugs .....	<b>ART E 4.9D</b>
Equine Nasal Strips .....	<b>ART E 4.9A.5</b>
False Tails .....	<b>ART E 4.9C.5, E 4.13</b>
Fly Armor .....	<b>ART E 4.9C.3</b>
Fly Hoods (Ear Nets) .....	<b>ART E 4.9C.2</b>
Forbidden use .....	<b>ART E 4.9D</b>
Foregirths .....	<b>ART E 4.9C.1</b>
Girth Covers .....	<b>ART E 4.9C.1</b>
Hearing Impaired athletes .....	<b>ART E 4.9.8</b>
Hoof Boots .....	<b>ART E 4.9A.9</b>
Illegal Spurs .....	<b>ART E 4.9D</b>
Martingales .....	<b>ART E 4.9A.3, E 4.9D</b>
Net Relief For Head Shakers .....	<b>ART E 4.9B.1, E 4.12.2</b>
Nose Fly Guards .....	<b>ART E 4.9C.4, E 4.12.1</b>
Reins (Bearing, Running, Balancing) .....	<b>ART E 4.9D</b>
Seat Covers .....	<b>ART E 4.6.6, 4.9A.2</b>
Side Reins .....	<b>ART E 4.9A.4</b>
Tongue Tie .....	<b>ART E 4.9D, E 4.5</b>
Two Way Communication Devices .....	<b>ART E 4.9A.8, E 4.15</b>
<b>Equitation Classes</b> .....	<b>Chapter 8</b>
Athlete .....	<b>ART E 8.4</b>
Awards .....	<b>ART E 8.3</b>
Categories .....	<b>ART E 8.1</b>
Championships .....	<b>ART E 8.3</b>
Class Specifications .....	<b>ART E 8.7</b>
Competition Ring .....	<b>ART E 8.8</b>
Dress and Equipment .....	<b>ART E 8.5</b>
Horse/Pony .....	<b>ART E 8.4</b>
Judges .....	<b>ART E 8.10</b>

Licence Levels.....	ART E 8.2
Miscellaneous Rules.....	ART E 8.6
Purpose.....	ART E 8.0
Scoring.....	ART E 8.9
<b>Equivalencies – EC/ FEI .....</b>	<b>ART E 7.8</b>
<b>Error of Test, Para Equestrian.....</b>	<b>ART E 6.7</b>
<b>Errors &amp; Penalties .....</b>	<b>ART E 9.3</b>
<b>Eventing/Horse Trial Dressage Tests .....</b>	<b>ART E 7.6, E 14.7</b>
<b>Execution of Tests .....</b>	<b>ART E 9.3</b>
<b>Execution of Movements .....</b>	<b>ART E 2.5</b>
<b>Extreme and Inclement Weather .....</b>	<b>ART E 4.1.7</b>
<b>Falls.....</b>	<b>ART E 9.3.10</b>
<b>FEI Age Limitations .....</b>	<b>ART E 3.4.4</b>
<b>FEI FAQ.....</b>	<b>Annex 1</b>
CDI Authorizations from NF	
FEI Passport Requirements	
FEI Permission to Compete	
FEI Registration Requirements	
FEI Rules	
FEI Sanctioned Competitions	
<b>FEI Children .....</b>	<b>ART E 3.4.4</b>
Bridle/Bits .....	ART E 4.2, E 4.2.1, E 4.3, E 4.4
Dress.....	ART E 4.1.2
Freestyle .....	ART E 10.6
Saddle .....	ART E 4.6
<b>FEI/EC Equivalencies .....</b>	<b>ART E 7.8</b>
<b>FEI Junior .....</b>	<b>ART E 3.4.4</b>
Bridle/Bits .....	ART E 4.2, E 4.2.1, E 4.2.2, E 4.3, E 4.3.1
Dress.....	ART E 4.1.2
Freestyle .....	ART E 10.6
Saddle .....	ART E 4.6
<b>FEI Passports.....</b>	<b>Annex 1</b>
<b>FEI Pony athlete .....</b>	<b>ART E 3.4.4</b>
Bridle/Bits .....	ART E 4.2, E 4.2.1, E 4.3, E 4.4
Dress.....	ART E 4.1.2
Freestyle .....	ART E 10.6
Saddle .....	ART E 4.6
<b>FEI Registration Requirements.....</b>	<b>Annex 1</b>
<b>FEI Rules.....</b>	<b>Annex 1</b>
<b>FEI Stewards.....</b>	<b>ART E 16.7</b>
<b>FEI Tests .....</b>	<b>ART E 3.0, E 9.1.7</b>
<b>FEI Young Horse Classes.....</b>	<b>Chapter 13</b>
Age and Height.....	ART E 13.1
Approved Judges .....	ART E 13.6.2, E13.6.3
Assessment .....	ART E 13.4
Athlete .....	ART E 13.6.1
Basic Paces .....	ART E 13.5
Dress & Saddlery.....	ART E 13.3, Chapter 4
Dressage Tests .....	ART E 13.2
General Impression.....	ART E 13.6

Ground Jury .....	ART E 13.6.2
Judging.....	ART E 13.6.2
<b>FEI Young Rider</b> .....	<b>ART E 3.4.4</b>
Bridle/Bits .....	ART E 4.2, E 4.2.1, E 4.2.2, E 4.2.3, E 4.3, E 4.4, E 4.4.1
Dress .....	ART E 4.1.1
<b>Figure of Eight</b> .....	<b>ART E 1.11.3</b>
Figure of eight noseband .....	ART E 4.2.3.4
<b>Figures</b> .....	<b>ART E 1.11</b>
<b>First Level</b> .....	<b>ART E 7.5.2</b>
<b>Footing</b>	
Maintenance.....	ART E 7.13
Muddy Footing Conditions .....	ART E 4.11
<b>Fourth Level</b> .....	<b>ART E 7.5.2</b>
<b>Freestyles</b> .....	<b>Chapter 10</b>
Champions at a Championship Competitions .....	ART E 7.23.11, E 7.24, E 7.25.9
Championships.....	ART E 7.23, E 7.24, E 7.25
Eligibility: Gold & Silver Competitions, all levels, EC & FEI.....	ART E10.6
Elimination.....	ART E 9.5
Entry Time .....	ART E 10.2.2
Removal of Hat .....	ART E 10.2.5
Judges:	
Location .....	ART E 10.5
Number of .....	ART E 10.5
Levels.....	ART E 7.9
Movements.....	ART E 10.1
Music .....	ART E 10.3
Music Failure .....	ART E 10.3.9, E 9.3.13
Higher Level Movements.....	ART E 10.2.8
Late Entry.....	ART.9.3.17, ART E 10.2.2
Overtime .....	ART E 10.2.7, E 9.3.16
Para Equestrian .....	ART E 6.9
Penalties .....	ART E 10.2
Recorded Mandatory.....	ART E 10.3.1, E 10.3.3, E 10.3.6
Salute .....	ART E 10.2.3
Scoring.....	ART E 10.4
Use of Decimals .....	ART E 10.4.1
Sound Checks.....	ART E 10.3.4, E 10.3.5
Ties.....	ART E 10.4.8
Time/Timing .....	ART E 10.1.3, 10.1.5
<b>Gaits</b>	
Walk.....	ART E 1.4
Trot.....	ART E 1.5
Canter.....	ART E 1.6
<b>Gold Competitions</b> .....	<b>ART E 3.0, E 7.18</b>
<b>Glossary</b> .....	<b>Annex 2</b>
<b>Grinding Teeth</b> .....	<b>ART E 1.18.2, 9.7.4</b>
<b>Ground Jury</b>	
Championships.....	ART E 7.30
FEI Young Horse Classes .....	ART E 13.6.2

<b>Guest Cards</b> .....	<b>ART E 3.0</b>
Judges .....	ART E 15.3
Stewards .....	ART E 16.8
<b>Half Halts</b> .....	<b>ART E 1.9</b>
<b>Half Pass</b> .....	<b>ART E 1.13.8</b>
<b>Halt</b> .....	<b>ART E 1.3</b>
<b>Headgear</b> .....	<b>ART 4.0, 5.8.1, 9.2.2, 10.2.5</b>
<b>Hearing Impairment</b> .....	<b>ART E 9.1.4</b>
<b>Hors Concours</b> .....	<b>ART E 7.11.11</b>
<b>Horse Identification</b> .....	<b>ART E 3.3, E 7.11.1</b>
<b>Horse Licence</b> .....	<b>ART E 3.2</b>
<b>Horses, Minimum Age and Measurement</b> .....	<b>ART E 7.11.4</b>
<b>Illegal Equipment</b> .....	<b>ART E 4.9D</b>
<b>Impulsion</b> .....	<b>ART E 1.18.1</b>
<b>International Competitions, Entries</b> .....	<b>Annex 1</b>
<b>Introduction</b> .....	<b>Page xii</b>
<b>Judging a Test</b> .....	<b>ART E 9.7</b>
<b>Judges</b> .....	<b>Chapter 15</b>
Arrival Time .....	ART E 15.7
Booths.....	ART E 7.20
Championships .....	ART E 7.17
Conflict of Interest.....	ART E 15.1
Disciplinary Action.....	ART E 7.4.8
Dress Code .....	ART E 15.8
Dressage Sport Horse Breeding Classes .....	ART E 11.1.1
FEI Young Horse Classes .....	ART E 13.6.2
Gold Championships .....	ART E 7.30
Guest Cards .....	ART E 15.3
Location of Judges in the Arena .....	ART E 7.19, E 15.4
Maximum hours/Breaks.....	ART E 15.6
Personal Communications .....	ART E 15.9
Restrictions.....	ART E 15.2
Silver Championships.....	ART E 7.24, E 7.25
<b>Junior Category</b> .....	<b>ART E 3.4, E 3.4.3</b>
Cross Entering .....	ART E 7.11.8
Protective Headgear.....	ART E 4.0
Two Fees/One Test.....	ART E 7.1.4, E 7.10.5
<b>Lameness</b> .....	<b>ART E 9.3.6</b>
<b>Late Entry into Test</b> .....	<b>ART E 9.3.7</b>
<b>Lateral Movements</b> .....	<b>ART E 1.13</b>
<b>Learner Stewards</b> .....	<b>ART E 16.6.1</b>
<b>Leaving Arena During Test</b> .....	<b>ART E 9.3.11</b>
<b>Leg Yielding</b> .....	<b>ART E 1.12</b>
<b>Legal Action Non-EC Sanctioned-Competitions</b> .....	<b>ART E 7.4.7</b>
<b>Lengthened Stride</b> .....	<b>ART E 2.1</b>
<b>Levels (Dressage Tests)</b> .....	<b>ART E 7.5.2</b>
<b>Levy</b> .....	<b>ART E 3.0</b>
<b>Logos</b> .....	<b>ART E 17.2</b>
<b>Long Hair</b> .....	<b>ART E 4.1.9</b>

<b>Lungeing .....</b>	<b>ART E 4.9A.4, E 7.11.12.4/5, E 7.16.3/4</b>
<b>Marking Test Sheets .....</b>	<b>ART E 7.21</b>
Collective .....	ART E 9.9.1, E 9.9.3, E 9.9.4
Freestyles .....	ART E 10.4
Scale.....	ART E 9.7.10
Scores and Placings .....	ART E 9.9
<b>Martingales .....</b>	<b>ART E 4.9A, E 4.9D</b>
<b>Masters Test of Choice.....</b>	<b>Chapter 14</b>
<b>Materiale Classes.....</b>	<b>Chapter 12</b>
Classes .....	ART E 12.1
Class Routine .....	ART E 12.2
Judging.....	ART E 12.3
Competition Management .....	ART E 12.4
Whips .....	ART E 12.5
<b>Maximum Levels/Tests per horse per Day .....</b>	<b>ART E 7.11.9</b>
<b>Measurement Horse .....</b>	<b>ART E 7.11.4.2</b>
<b>Measurement Pony .....</b>	<b>ART E 7.11.5.1</b>
<b>Medical Dispensation, Short Term Injury .....</b>	<b>ART E 4.1.11</b>
<b>Medium Judges .....</b>	<b>Chapter 15</b>
<b>Medium Stewards .....</b>	<b>Chapter 16, ART E 16.6.3</b>
<b>Membership .....</b>	<b>ART E 3.0, E 3.1</b>
Assistant Handler/Breeding Classes .....	ART E 11.2.8, E 11.4.4
Handler/Breeding Classes .....	ART E 11.3.7, E 11.4.4
<b>Metric Conversion Table/Chart.....</b>	<b>Pg 147</b>
<b>Muddy Footing Conditions .....</b>	<b>ART E 4.11</b>
<b>Music</b>	
Background .....	ART E 7.10.1
Freestyle.....	ART E 10.3
Music Failure .....	ART E 10.3.9
<b>National Championships .....</b>	<b>ART E 7.17, E 7.23.1, E 7.25</b>
<b>Net Relief .....</b>	<b>ART E 4.12.2</b>
<b>Nose Fly Guards.....</b>	<b>ART E 4.9C4, E 4.12.1</b>
<b>Non-Championship Competitions.....</b>	<b>ART E 7.18</b>
See “Competitions-Non Championship”	
<b>Non-Competing Horses.....</b>	<b>ART E 7.11.3</b>
<b>Non EC Sanctioned Competitions.....</b>	<b>ART E 15.2</b>
<b>Nosebands .....</b>	<b>ART E 4.2.3, 4.2.2.3</b>
<b>Objects &amp; Principles (EC).....</b>	<b>ART E 1.1</b>
<b>Object and General Principles (FEI).....</b>	<b>ART E 1.2</b>
<b>Object, Para Equestrian.....</b>	<b>ART E 6.1</b>
<b>Officials Required .....</b>	<b>ART E 3.0, E 7.17, E 7.18, E 7.30, Chapters 15 &amp; 16</b>
Dressage Sport Horse Breeding Classes .....	ART E 11.1.1
FEI Young Horse Classes .....	ART E 13.6.2, E 13.6.3
Gold Championships.....	ART E 7.17
Guest Cards .....	ART E 15.3, E 16.8
Materiale Classes .....	ART E 12.4
Non-Championship Competitions .....	ART E 7.18
Silver Championships .....	ART E 7.17
<b>One Horse in a Class .....</b>	<b>ART E 9.9.10</b>
<b>Open Category .....</b>	<b>ART E 3.4, E 3.4.1</b>

Cross Entering .....	ART E 7.11.8
Two Fees/One Test .....	ART E 7.1.4, E 7.10.5
<b>Outside Assistance, Para Equestrian.....</b>	<b>ART E 6.8</b>
<b>Ownership Requirements .....</b>	<b>ART E 3.1.3, E 7.23.5</b>
<b>Paces</b>	
Walk .....	ART E 1.4
Trot .....	ART E 1.5
Canter .....	ART E 1.6
<b>Para Equestrian.....</b>	<b>see Section E, Chapter 6</b>
Compensatory Aids .....	ART E 4.1.6.2, E 4.9A.8
Equivalencies.....	ART 7.8.4
<b>Passage.....</b>	<b>ART E 1.16</b>
<b>Passports (Horse I.D.) .....</b>	<b>ART E 3.3, E 7.11.1</b>
<b>Penalties</b>	
Freestyle .....	ART E 9.3, E 10.2
Technical Tests .....	ART E 9.3
<b>Permission to Compete in a CDI .....</b>	<b>Annex 1</b>
<b>Person(s) responsible.....</b>	<b>Glossary</b>
<b>Piaffe.....</b>	<b>ART E 1.17</b>
<b>Pirouette and Half Pirouette.....</b>	<b>ART E 1.15</b>
<b>Placings and Scores .....</b>	<b>ART E 9.9, E 9.10</b>
<b>Ponies.....</b>	<b>ART 7.11.5</b>
Adult athletes.....	ART E 7.11.5.4
Cross Entering .....	ART E 7.11.8
Measurement .....	ART E 7.11.5.1
Minimum Age .....	ART E 7.11.5.3
<b>Pony Club Classes.....</b>	<b>ART E 7.6</b>
<b>Position and Aids of athlete .....</b>	<b>ART E 1.20</b>
<b>Position and Aids of athlete, Para Equestrian .....</b>	<b>ART E 6.5</b>
<b>Prix Caprilli .....</b>	<b>ART E 7.6</b>
<b>Prize Giving, Para Equestrian.....</b>	<b>ART E 6.15</b>
<b>Prize Lists .....</b>	<b>ART E 7.3.3, E 7.25.3</b>
<b>Protective Headgear</b>	
EC athletes.....	ART E 4.0
<b>Protests .....</b>	<b>Chapter 19</b>
<b>Protocol .....</b>	<b>ART E 7.22</b>
Arrival Times.....	ART E 7.22.2, E 15.7, E 16.10
Awards Presentations .....	ART E 7.22.7
Dress.....	ART E 7.22.1, E 7.22.7, E 15.8, E 16.11
Officials.....	ART E 7.22.1
Organizers Responsibility to Foreign Judges.....	ART E 7.22.5, E 7.22.6
Organizers Responsibility to Local Judges.....	ART E 7.22.6
Riders in Awards Ceremonies .....	ART E 7.22.7
<b>Provincial Awards .....</b>	<b>Contact your Provincial Office</b>
<b>Provincial Championships</b>	
Gold .....	ART E 7.23.3, E 7.25
Silver .....	ART E 7.24, E 7.25
<b>Publicity and Advertising.....</b>	<b>Chapter 6</b>
<b>Pulled Shoe.....</b>	<b>ART E 4.14</b>
<b>Reader's Dress Code .....</b>	<b>ART E 9.1.3</b>



<b>Regional Championships (Gold)</b> .....	<b>ART E 7.23.7, E 7.23.8</b>
<b>Reinback</b> .....	<b>ART E 1.7</b>
<b>Renvers</b> .....	<b>ART E 1.13.7</b>
<b>Re-riding a Test</b> .....	<b>ART E 9.3.13</b>
<b>Resistance</b> .....	<b>ART E 9.3.12</b>
Grinding Teeth .....	ART E 1.18.2.1, E 9.7.4
Swishing Tail .....	ART E 9.7.4
Tongue out .....	ART E 1.18.2.1
<b>Restrictions</b>	
Judging .....	ART E 3.0, E 15.2
Stewards .....	ART E 3.0, E 16.7
<b>Results – Publication of</b> .....	<b>ART E 9.9.11</b>
<b>Rising and Sitting Trot</b> .....	<b>ART E 2.2</b>
<b>Round and Low Trot and Canter</b> .....	<b>ART E 2.4</b>
<b>Rule Amendments/Interpretations</b> .....	<b>Page x, xi</b>
<b>Saddlepads</b> .....	<b>ART E 4.6.7</b>
<b>Saddlery &amp; Equipment (Bridles listed separately)</b> .....	<b>Chapter 4</b>
Boots and Bandages .....	ART E 4.9A.1
Forbidden Equipment .....	ART E 4.9A, E 4.9D
Kvall Stirrups .....	ART E 4.7.3
Miscellaneous Equipment .....	ART E 4.9
Nosebands .....	ART E 4.2.3
Para Equestrian Saddlery Aids (other) .....	ART E 6.13
Saddles .....	ART E 4.6, E 6.12
Spurs .....	ART E 4.1.8
Stirrups .....	ART E 4.7
Whips .....	ART E 4.8
<b>Safety Headgear</b> .....	<b>ART E 4.0</b>
<b>Safety Vests</b> .....	<b>ART E 4.0.1</b>
<b>Salute</b> .....	<b>ART E 9.2, E 9.3.9 E10.2.3, E10.2.4, E10.2.5, E10.2.6</b>
<b>Schooling of Horses</b> .....	<b>ART E 7.11.12</b>
Allowed (Non-Championships) .....	ART E 7.11.12.1
Competition Number .....	ART E 7.11.12.2
Not Allowed (Championships) .....	ART E 7.11.12.3
Sharing of Horses, Para Equestrian .....	ART E 6.10
<b>Scores &amp; Placings</b> .....	<b>ART E 9.9, E 9.10</b>
Collective Marks .....	ART E 9.9.1, E 9.9.4
Establishing Champions .....	ART E 9.10, E 7.25.6
Freestyle Marks .....	ART E 10.4
Level Champions .....	ART E 9.10.1, E 9.10.2, E 9.10.3
Marking Sheets .....	ART E 7.21
Minimum Score .....	ART E 9.9.8, E 7.25.11
One Horse Class .....	ART E 9.9.10
Publication of Results .....	ART E 9.9.11, E 9.9.12
Scores under 50% .....	ART E 9.9.7, E 7.25.11
Scores under 40% .....	ART E 9.9.8, E 9.5
Ties .....	ART E 9.9.4, E 9.9.5, E 9.9.6, E 9.10.5, E 7.25.7
<b>Scribes</b> .....	<b>ART E 7.21</b>
Championships .....	ART E 7.21.11, E 7.21.13
Confidentiality .....	ART E 7.21.4

Conflict of Interest.....	ART E 7.21.7
Dress.....	ART E 7.22.1
Experience.....	ART E 7.21.6, E 7.21.10, E 7.21.11
Marking Sheets.....	ART E 7.21.1
On Site.....	ART E 7.22.4
<b>Second Level .....</b>	<b>ART E 7.5.2</b>
<b>Senior Stewards .....</b>	<b>ART E 16.6.4</b>
<b>Serpentine.....</b>	<b>ART E 1.11.2</b>
<b>Shoulder-in.....</b>	<b>ART E 1.13.5</b>
<b>Side Saddle .....</b>	<b>Chapter 5</b>
Bridles and Bits .....	ART E 5.3
Dress.....	ART E 5.8
Ribbons and Awards.....	ART E 5.9
Rider's Position .....	ART E 5.6
Saddle diagram .....	ART E 5.1.1
Spurs.....	ART E 5.4
Stirrups .....	ART E 5.2
Trot .....	ART E 5.7
Whips .....	ART E 5.5
<b>Silver Competitions .....</b>	<b>ART E 3.0 (Chart), E 7.24, E 7.25</b>
Conditions of Entry .....	ART E 7.24.4, E 7.24.5
Establishing Champions .....	ART E 7.25.6, E 7.25.7
General Information .....	ART E 7.24
Officials Required.....	ART E 7.30
Tests Offered .....	ART E 7.28
<b>Simple Change of Leg.....</b>	<b>ART E 1.6.4.7</b>
<b>Sitting Trot.....</b>	<b>ART E 2.2</b>
<b>Snaffle bits.....</b>	<b>ART E 4.3, E 4.4</b>
Number of joints.....	ART E 4.3.10
<b>Snaffle Bridle .....</b>	<b>ART E 4.2.1, E 4.9A.7</b>
<b>Sponsor Logos on Saddle Pads &amp; Clothing .....</b>	<b>ART E 6.2</b>
<b>Sport Horse Breeding.....</b>	<b>Chapter 11</b>
Breed Class Triangle .....	ART E 11.8.4
<b>Sport Licence (EC).....</b>	<b>ART E 3.1</b>
<b>Spurs.....</b>	<b>ART E 4.1.8</b>
<b>Stallions .....</b>	<b>ART E 7.11.6</b>
Dangerous/Unruly .....	ART E 7.11.7, E 7.11.6.1
Junior athletes.....	ART E 7.11.6.2, E 8.4
Person(s) responsible .....	ART, E 7.11.6.3
<b>Stewards .....</b>	<b>Chapter 16</b>
Arena/Warm-Up Area .....	ART E 16.14
Basic Application .....	ART E 16.6.2A
Basic Privileges .....	ART E 16.6.2C
Basic Status .....	ART E 16.6.2B
Categories.....	ART E 16.6
Conflict of Interest.....	ART E 16.1
Dress Code .....	ART E 16.11
Goals of Stewarding .....	ART E 16.3
Guest Cards .....	ART E 16.8
Learner Application.....	ART E 16.6.1A

Learner Privileges .....	ART E 16.6.1B
Mandatory Use .....	ART E 16.2
Medium Application .....	ART E 16.6.3A
Medium Privileges/Obligations.....	ART E 16.6.3C
Medium Status .....	ART E 16.6.3B
Process of Stewarding .....	ART E 16.5
Purpose of Stewarding .....	ART E 16.4
Required/Allowed .....	ART E 16.7
Restrictions .....	ART E 16.7
Senior Application .....	ART E 16.6.4A
Senior Privileges/Obligations.....	ART E 16.6.4C
Senior Status .....	ART E 16.6.4B
Stewards' Reports .....	ART E 16.9
Tack/dress check prior to ride .....	ART E 16.13
Tack Check .....	ART E 16.12
Fly Armor.....	ART E 4.16.2
Time of Arrival .....	ART E 16.10
Two Rings.....	ART E 16.15
<b>Stretching on a Long Rein .....</b>	<b>ART E 1.5.6</b>
<b>Submission .....</b>	<b>ART E 1.18.2</b>
<b>Substitutions .....</b>	<b>ART E 7.11.10</b>
<b>Tack Check .....</b>	<b>ART E 4.16</b>
<b>Tests</b>	
Access and Ordering .....	ART E 7.4
Calling tests.....	ART E 9.1
Definitions.....	ART E 7.5.2
Returning tests to competitors.....	ART E 9.8
Tests In 20x40m Arena .....	ART E 3.0, E 7.7
Test of Choice .....	ART E 7.31
See also: Dressage Tests	
<b>Third Level .....</b>	<b>ART E 7.5.2</b>
<b>Ties</b>	
Championship Competitions .....	ART E 7.25.7
Non-Championship Competitions	
 ART E 9.9.4, E 9.9.5, E 9.9.6, E 9.10.5	
Freestyles .....	ART E 10.4.8
Technical Tests .....	ART E 9.9.4, E 9.9.5, E 9.9.6
<b>Time Limits</b>	
Freestyles .....	ART E 7.10.4
Technical Tests .....	ART E 7.10.3
<b>Time Out (Broken Equipment).....</b>	<b>ART E 4.14</b>
<b>Two Fees/One Test .....</b>	<b>ART E 7.1.4, E 7.10.5</b>
<b>Tongue Tie .....</b>	<b>ART E 4.5</b>
<b>Training Level .....</b>	<b>ART E 7.5.2</b>
<b>Transitions .....</b>	<b>ART E 1.8, 2.6</b>
<b>Travers .....</b>	<b>ART E 1.13.6</b>
<b>Trot... ..</b>	<b>ART E 1.5</b>
Rising .....	ART E 2.2
Round and Low .....	ART E 2.4

Sitting ..... ART E 2.2

**Turn on the Haunches**..... ART E 1.15.9, E 1.15.10

**Two-way Communication Devices** ..... ART E 4.9A.8, 4.15, E 9.1.4

**Unauthorized Assistance**..... ART E 9.3.15

**Unevenness**.....ART E 9.3.6

**Violations**..... Chapter 19

**Voice** ..... ART E 9.3.17

**Volte**..... ART E 1.11.1

**Walk**..... ART E 1.4

**Western Dressage** .....ART E 15.2.4

**Whips**..... ART E 4.8, E 4.8.2, E 5.5, E 12.5, E 13.3

**Young Horse Classes (EC & FEI)** ..... Chapter 13

**Young Rider (FEI)**

    Age Limit ..... ART E 3.4.4

    Dress..... ART E 4.1.1

    Protective Headgear Requirements ..... ART E 4.0, E 4.1.1

**Zigzag** ..... ART E 1.10.2





**EQUESTRIAN  
CANADA  
ÉQUESTRE**

**EQUESTRIAN.CA**