



# EQUESTRIAN CANADA ÉQUESTRE

## SECTION B BREEDS

---

Rules of Equestrian Canada  
2024

# 2024 RULES CHANGES VISIBLE EDITION

This document illustrates all changes following the final 2023 edition.

Ammended June 4, 2024

Changes are noted with additions underlined in red ink;  
deletions presented by ~~striketrough~~ text, also in red

## EQUESTRIAN CANADA RULEBOOK

The rules published herein are effective on January 1, ~~2023~~ 2024 and remain in effect for one year except as superseded by rule changes or clarifications published in subsequent editions of this section. Section B as printed herein is the official version of *Breeds* for ~~2023~~ 2024.

The Rule Book comprises of the following sections

- A General Regulations
- B Breeds
- C Driving and Para-Driving
- D Eventing
- E Dressage and Para-Dressage
- F General Performance, Western, Equitation
- G Hunter, Jumper, Equitation and Hack
- J Endurance
- K Reining and Para-Reining
- L Vaulting

### **Section B: BREEDS**

is part of the Rulebook of Equestrian Canada  
and is published by:

### **EQUESTRIAN CANADA**

c/o House of Sport  
2451 Riverside Drive  
Ottawa, Ontario K1H 7X7  
Tel: (613) 287-1515; Fax: (613) 248-3484  
1-866-282-8395  
Email: [rules@equestrian.ca](mailto:rules@equestrian.ca)  
Web site: [www.equestrian.ca](http://www.equestrian.ca)

© 2024 Equestrian Canada ISBN 978-1-77288-163-9



<b>BREED SPORT COMPETITION CHART</b>		
	<b>SILVER</b>	<b>BRONZE</b>
<b>Sport Licence</b>	Silver	Bronze
Sanctioning fees as per Section A, Article A308 Competition Licensing Fees Summary		
<b>Prize Money</b>	No Limit	Max \$2,500
NOTE: Prize money totals must include all miscellaneous classes and add backs		
<b>Days of Operation</b>	No Limit	1-3
<b>Registration Papers</b>	See Breed rules	See Breed rules
<b>Drug Testing</b>	Required	Required
<b>Rules</b>	EC rules	EC rules
<b>Minimum Emergency Standards</b>	Medical Assistance must be available, ambulance and veterinarian must be present or on call; farrier should be available.	
<b>Officials</b>	EC Senior or Recorded Judges (subject to Breed Sport Rules) Stewards required.	EC Senior or Recorded Judges (subject to Breed Sport Rules), EC General Breed Sport Judges. Stewards optional (subject to Breed Sport Rules).
<b>Classes Permitted</b>	All Regular Classes, Provincial/Territorial/National Championships, EC Medal Classes.	All Regular Classes
<b>Competition Point Multiplier</b>	2x (Point values for Breed Association awards may be determined by individual Breed Association)	1x (Point values for Breed Association awards may be determined by individual Breed Association)

# EQUESTRIAN CANADA RULE BOOK

## SECTION B BREEDS

These Rules are to be used in conjunction with the General Regulations of Equestrian Canada.

### TABLE OF CONTENTS

The Equestrian Canada Rulebook .....	v
--------------------------------------	---

#### **PART ONE AMERICAN SADDLEBRED & FINE HARNESS DIVISION**

Chapter 1 Constitution of Equestrian Canada .....	1
Chapter 2 Performance Section.....	11
Chapter 3 Pleasure Section.....	16
Chapter 4 In-Hand and Model.....	31
Chapter 5 Youth Showmanship In Hand and Equitation.....	33
Chapter 6 Golden .....	35
Chapter 7 Parade .....	35
Chapter 8 Roadster.....	37
Chapter 9 Saddlebred-Type Pony.....	38
Chapter 10 Dressage Suitability .....	40
Chapter 11 Saddle-Type Horses and Ponies Western Equipment .....	42
Chapter 12 American Saddlebred and Fine Harness Judges .....	43

#### **PART TWO ARABIAN, HALF-ARABIAN, ANGLO-ARABIAN DIVISION**

Chapter 13 Arabian Breed Standards and General Qualifications.....	45
Chapter 14 Breeding/In-Hand .....	58
Chapter 15 Performance.....	63
Chapter 16 Park Horse .....	71
Chapter 17 English Pleasure .....	73
Chapter 18 Country English Pleasure.....	75
Chapter 19 Arabian Hack Division .....	77
Chapter 20 Hunter Pleasure.....	80
Chapter 21 Arabian Jumper.....	82
Chapter 22 Arabian Working Hunter .....	84
Chapter 23 Arabian Dressage Horses.....	89
Chapter 24 Arabian Sport Horses.....	91
Chapter 25 Arabian Formal Driving.....	100
Chapter 26A Pleasure Driving .....	101
Chapter 26B Country Pleasure Driving.....	102
Chapter 26C Roadster .....	103
Chapter 26D Carriage Pleasure Driving.....	104
Chapter 27 Arabian Combination Classes.....	104
Chapter 28 Mounted Native Costume .....	105
Chapter 29 Ladies Side Saddle.....	106
Chapter 30 Western Pleasure .....	107

Chapter 31	Working Western Horse.....	111
<del>Chapter 32</del>	<del>Arabian Reining Horses .....</del>	<del>157</del>
<del>Chapter 33</del>	<del>Working Cow Horse .....</del>	<del>159</del>
<del>Chapter 34</del>	<del>Trail Horse .....</del>	<del>162</del>
<del>Chapter 35</del>	<del>Cutting/Western Riding/Ranch Horse .....</del>	<del>172</del>
Chapter 36	Equitation.....	185
Chapter 37	Western Horsemanship .....	196
Chapter 38	Showmanship.....	198
Chapter 39	Walk-Trot/Walk-Jog/Leadline .....	202
Chapter 40	Miscellaneous.....	207
Chapter 41	Half-Arabians and Anglo-Arabians.....	208
Chapter 42	Officials.....	210

### **PART THREE CANADIAN SPORT HORSE DIVISION**

Chapter 43	Canadian Sport Horse Division.....	212
------------	------------------------------------	-----

### **PART FOUR CANADIAN WARBLOOD**

Chapter 44	Canadian Warmblood Horse Competitions .....	215
------------	---	-----

### **PART FIVE Hackney Division**

Chapter 45	General.....	219
Chapter 46	Showing .....	220
Chapter 47	Class Specifications .....	226
Chapter 48	Showing Hackney Roadster Ponies.....	229
Chapter 49	Harness Pony General.....	232
Chapter 50	Ring Procedure.....	233
Chapter 51	Class Specifications .....	234
Chapter 51A	Officials.....	236

### **PART SIX MORGAN HORSE DIVISION**

Chapter 52	General.....	237
Chapter 53	All In-Hand Classes .....	246
Chapter 54	Showing and Judging Regulations in Performance Classes .....	248
Chapter 55	Morgan Park Section.....	250
Chapter 56	Morgan English Pleasure and Pleasure Driving.....	252
Chapter 57	Morgan Classic Pleasure Section .....	255
Chapter 58	Morgan Western Section.....	257
Chapter 59	Morgan Hunter Pleasure Section.....	273
Chapter 60	Morgan Roadster Section.....	275
Chapter 61	Morgan Working Hunter Section.....	277
Chapter 62	Morgan Heritage Driving Section .....	282
Chapter 63	Morgan Showmanship Section.....	283
Chapter 64	Morgan Equitation Section.....	285
Chapter 65	Morgan Walk And Trot Section.....	289
Chapter 66	Sport Horse Section.....	290
Chapter 67	Morgan Gaited Section.....	293

Chapter 68	Additional Morgan Class Section .....	297
Chapter 69	Part-Morgan Section .....	302
Chapter 70	Morgan Competitions .....	303
Chapter 71	Morgan Judges.....	304

## **PART SEVEN ROAD HORSE DIVISION**

Chapter 72	Roadster Horse .....	306
Chapter 73	Roadster Pony.....	309

## **PART EIGHT THOROUGHBRED DIVISION**

Chapter 74	Thoroughbred Division.....	311
------------	----------------------------	-----

## **PART NINE WELSH PONY AND COB DIVISION**

Chapter 76	Breeding Classes.....	322
Chapter 77	Ridden Divisions .....	328
Chapter 78	Showmanship.....	343
Chapter 79	Pleasure Driving Division.....	347
Chapter 80	Welsh Draft/Commercial Division .....	355
Chapter 81	Judge's Responsibilities And Conduct .....	357

## **PART TEN SADDLE SEAT EQUITATION**

Chapter 82	Saddle Seat Equitation.....	358
------------	-----------------------------	-----

## **PART ELEVEN EQUESTRIAN CANADA OFFICIALS**

Chapter 83	General Breed Sport Judges.....	370
Glossary .....		371
Metric Conversion.....		388
Index .....		389

# **EQUESTRIAN CANADA**

Equestrian Canada is the national governing body for equestrian sport in Canada, with a mandate to represent, promote and advance the sport in Canada, and to represent, promote advocate for and advance all related equine and equestrian interests, including recreation, industry and equine health and welfare.

## **PATRON**

Her Excellency the Right Honourable Mary Jeannie May Simon CC., CMM., COM., OQ., CD., FRCGS., Governor General of Canada

## **THE EQUESTRIAN CANADA RULEBOOK**

Knowledge of the rules of any sport is required of each participant, and the competitor at an EC-sanctioned competition must accept this responsibility. Both a complete knowledge of and compliance with the rules are essential, and all participants must be fully cognizant of all rules as well as particular class specifications in the discipline/breed sport in which they compete.

It is not possible to provide for every conceivable eventuality in these rules. If there is no rule to deal specifically with a particular circumstance, or if the nearest interpretation of the pertinent rule would result in an obvious injustice, it is the duty of those responsible to make a decision based on common sense and fair play, thus reflecting as closely as possible the intention of the rules and regulations of Equestrian Canada.

### **Organization of the Rulebook**

The EC Rulebook is divided into multiple sections, grouped by disciplines and breed sports. Section A covers general regulations that apply to all EC members, competitors, officials, owners, equines, organizers and persons responsible unless superseded in other sections of the Rulebook.

### **Evergreen Rules Process**

The Equestrian Canada rulebooks are updated annually, effective January 1<sup>st</sup>. The official rulebook will be as published on the EC website and may be amended as follows.

### **Amendment of the Rules**

It is the right of every sport licence holder of Equestrian Canada to propose amendments to the rules, subject to the current policies, procedures and schedules. The deadline for Rule Change Suggestions (RCS) shall be May 31 each year in accordance with the procedures outlined on the EC Rule Change page. Suggestions will be reviewed by the appropriate discipline/breed sport EC committees who will consider all suggestions and put forward those they recommend as Rule Change Proposals (RCPs). RCPs will be posted on the EC website to allow for a 30-day review period. The EC committees will consider all comments and make any necessary revisions. Rule changes will be posted on the EC website in December to be effective January 1 the following year.

The amendment process will be strictly followed. Extraordinary rule amendments will be permitted only for FEI rule changes, safety, monetary, clarification, ethical and equine welfare reasons at the discretion of the National Rules Committee using the following protocol. Extraordinary rule amendments will be effective when published by EC on its official website. FEI Rules, applicable to EC-sanctioned competitions, are effective upon publication by the FEI.

### **Extraordinary Amendment Process**

1. **Proposal** – An Extraordinary Rule Amendment (ERA) is composed by the EC discipline/breed committee, EC staff or National Rules Committee (NRC) with supporting rationale.
2. **Authorization** – The applicable discipline or breed committee must authorize each ERA, note it in their minutes and forward it to the NRC.
3. **Approval** – The NRC is responsible for confirming the ERA criteria (FEI rule change, safety, monetary, clarification, ethical or equine welfare) have been satisfied
4. **Posting** – EC will translate and post the amendment and show changes to both change visible and clean copy online Rulebooks. The amendments display the date of the NRC approval for consistency.
5. **Effective** – An ERA is effective when published on the EC website. The file reference shall retain the original approval date.

**Interpretation of the Rules**

Please read all cross-references carefully and refer to the EC website for rule changes and/or clarifications. Should the English and French versions differ, the English version shall prevail. In the case of conflict between General Regulations and the regulations of the disciplines/breed sports, the discipline/breed sport rules will prevail.



**PART ONE  
AMERICAN SADDLEBRED & FINE HARNESS DIVISION**

**CHAPTER 1  
CONSTITUTION OF EQUESTRIAN CANADA**

**ARTICLE B101 ELIGIBILITY**

1. Purebred American Saddlebreds: In order to compete, all horses must be registered with the Canadian Livestock Records Corporation (CLRC) or the American Saddle-bred Registry (ASR). They must be entered in their full registered names with registration numbers and under the names of the owner(s) of record with the C.L.R.C. or the A.S.R. Owners and trainers of Canadian owned horses must be current members of Equestrian Canada and the American Saddle Horse Association of Canada. All horses shown in all American Saddlebred sections and owned by citizens of a foreign country must be registered with the American Saddlebred Horse Association, Lexington, Kentucky, U.S.A., or the American Saddlebred Horse Association of Canada Registry, with the Canadian Livestock Records Corporation, and must be entered in their fully registered name. Owners and trainers of horses from a foreign country must be current members of both USEF Equestrian Federation and the American Saddle Horse Association Inc. Horses purchased outside of Canada by a Canadian citizen shall have 90 days from the date of issue of American papers after which they must be Canadian registered to show at EC-sanctioned competitions.
2. Owners, riders, drivers, handlers and trainers of horses competing at EC licensed competitions in all American Saddlebred sections must be current competing members in good standing with the American Saddlebred Horse Association of Canada or the American Saddlebred Horse Association, Inc. and provide an original or copy of the ASHA of Canada membership card or ASHA unless the competition, at their discretion, confirms membership electronically with the ASHA of Canada office or the ASHA. Lessees are considered owners in connection with this membership requirement. In the event of an entry under multiple ownership, only one owner needs to be a member. Exception: Owners, riders and trainers of horses competing in American Saddlebred restricted walk/trot classes are exempt from ASHA of Canada and ASHA membership.
3. If the ASHA competing membership card is not available, the exhibitor, or his or her agent, must sign the ASHA membership affidavit giving his or her name, address, the fact that he or she is in possession of the proper credentials and the reason the information is not available.

**ARTICLE B102 AMATEUR COMPETITOR STATUS.**

1. All seniors (individuals are senior from the beginning of the year in which they reach the age of nineteen competing in amateur classes must possess a current amateur card which may be obtained from the National Office. ~~Eligible riders/drivers competing on a Temporary Sport Licence may file an Amateur Affidavit with the competition Secretary.~~
2. A person may compete in EC amateur classes providing he/she is a senior,

Part One – American Saddlebred & Fine Harness Division

has not engaged in any of the activities listed below and has a current amateur card.

- a) An EC amateur may NOT accept remuneration for training a horse and/or coaching any person to ride a horse including riding clinics and seminars. Exception: certified Equestrian Canada NCCP Instructors, with current active status, may accept remuneration for teaching beginners and still maintain his/her amateur status. The Instructor must meet all other criteria (b— e).
  - b) An EC amateur may NOT show a horse for remuneration.
  - c) An EC amateur may NOT act as an agent nor accept commissions
  - d) An EC amateur may NOT use his or her name, photograph or any form of personal association as a horseperson (e.g., product endorsement or advertisement of his or her activity as a coach) in connection with any advertisement or article sold without the approval and signature of EC.
  - e) An EC amateur may NOT enter into any form of sponsorship agreement without the approval and signature of EC.
3. Persons who have not engaged in any of the activities in B101.2(b) above during the preceding two calendar years may request to be reinstated as amateur competitors. Such requests must be sent in writing to EC.
  4. Citizens of other countries who are eligible to compete as amateurs under the Rules of their National Federation will be eligible to compete in EC amateur classes, excepting in CET and EC amateur medal classes unless they are also members of EC/CET as required by the class specifications. Proof of amateur status must be submitted with entry to EC Sanctioned competitions.
  5. Remuneration and expenses to judges may be paid and received without in any way affecting the amateur status of the recipient as an owner or exhibitor.
  6. Offering money prizes in equitation classes is forbidden since under the rules covering international sport, a competitor accepting money prizes thereby becomes a professional. In equitation classes, the individual is the competitor and wins the award, whereas in other classes the horse is the competitor and wins the award.
  7. Junior Exhibitors:
    - a) Contrary to the stated EC Junior age eligibility in other disciplines, junior age eligibility described under this Division is in accordance with the American Saddlebred Horse Association. (See Glossary, “JUNIOR/YOUTH”)
    - b) An individual who has not reached his/her 18th birthday as of December 1st of the current competition year.
    - c) The age of an individual on December 1st will be maintained throughout the entire competition year.
    - d) Persons born on December 1st assume the greater age on that date.
    - e) If a competition is in progress on November 30th, junior status at the start of the competition will be maintained throughout that competition.

**ARTICLE B103 TYPE AND CONFORMATION**

1. The American Saddlebred is the epitome of the show horse. He carries himself with an attitude that is elusive of description – some call it “class,” presence,

Part One – American Saddlebred & Fine Harness Division

quality, style, or charm. This superior air distinguishes his every movement.

2. The ideal American Saddlebred is well-proportioned and presents a beautiful overall picture. The animal should be in good flesh, with good muscle tone and a smooth, glossy coat. Masculinity in stallions and femininity in mares are important and should be taken into consideration. The average height is 15 to 16 hands and the weight 1,000-1,200 pounds. Any color is acceptable; the most prominent are chestnut, bay, brown and black with some gray, roan, Palomino and Pinto. HEAD: well-shaped with large, wide-set expressive eyes, gracefully shaped ears set close together on top of the head and carried alertly; a straight face line with a relatively fine muzzle and large nostrils and a clean and smooth jaw line. NECK: long, arched and well-flexed at the poll with a fine, clean throat latch. WITHERS: well defined and prominent. SHOULDERS: deep and sloping. BACK: strong and level with well sprung ribs. CROUP: level with a well carried tail coming out high. LEGS: The front leg should set well forward under the shoulder. The line of the hind leg, in a natural stance, should be vertical from the point of the buttock to the back edge of the cannon bone. The forearms and hindquarters are well muscled to the knees and hocks. Legs are straight with broad flat bones, sharply defined tendons and sloping pasterns. HOOVES: good and sound, open at the heel, neither toed-in or toed-out.
3. TO BE PENALIZED: lack of Saddlebred type, coarse or plain head, roman nose, round jaws, lop ears, wide ears, small eyes (pig eyes), short neck, straight neck, ewe neck, thick throatlatch, flat withers, sway-back, roached back, hollow chest, straight shoulders, crooked legs, calved knees, over at the knee, bow legs, rough joints, round bones, straight pasterns, splay feet or pigeon toes, contracted heels, base stance too wide or too narrow, sickle hocks, cow hocks, dished feet, lack of muscle tone, thinness, obesity, rough coat or overall lack of conditioning or carrying a crooked tail. These and any other defects attributable to heredity must be penalized. With the natural variations of type within the breed, some horses do not conform to the ideal but are perfectly suitable for various kinds of competition. If they meet all other requirements for a particular event, they should not be penalized too severely, except in stripped classes, Harness classes and In-Hand classes where extremely low backed horses must be severely penalized. Horses with crooked tails must be penalized and horses with extremely crooked tails must be severely penalized.

**ARTICLE B104 GENERAL, SOUNDNESS, and WELFARE**

1. The American Saddlebred have clean, rhythmic and fluid action which is straight and true. Winging, interfering, traveling wide behind, mixing of gaits and loss of form are undesirable.
2. All horses must be serviceably sound. In In-Hand classes for sires and dams or prospective sires and dams, transmissible unsoundness only shall be considered. Horses must not show evidence of lameness, broken wind or complete loss of sight in both eyes.
3. Shoeing to be directed to improving the comfort, balance, and soundness of the horse. Labored way of going due to shoeing to be penalized.
  - a. Pads and wedges- are permitted to protect the feet and limbs from the impact of the horse's natural gait, and maintain the integrity of the hoof wall. Exceptions: see English Country Pleasure, Western, and Hunter Country Pleasure sections.
  - b. Bands- protective hoof bands are permitted to protect the integrity of

*Part One – American Saddlebred & Fine Harness Division*

the hoof and prevent the loss of a shoe resulting in trauma to the hoof.  
Exceptions: See English Country Pleasure, Western, and Hunter Country Pleasure sections.

4. Horses may be shown with unset tails in any class without penalty.
5. Surgical release of only the ventral sacrocaudal muscle is allowable if performed by a licensed veterinarian.
6. No horse may compete in a class in the American Saddlebred Division with any chemical or other irritant of any kind present to alter the horse's tail carriage.
7. All horses must be worked both ways of the ring at all required gaits as directed by the judge(s). Workouts will be judged as a separate class and horses must be tied for placings being considered in that workout. Workouts may be called for by the judge(s) for any or all placings. All horses chosen for a workout must be worked both ways of the ring at any or all gaits listed in the class specifications that are requested by the judge(s). An exhibitor choosing to not complete the workout for any reason has the option of lining up and receiving the last ribbon awarded in the workout. An exhibitor is entitled to request only one five-minute time out per class including workout.
8. A judge must order from the ring any unruly horse or one whose actions threaten to endanger the rider, driver, handler, other exhibitors or their entries.
9. A judge must order from the ring any rider, driver, or handler who exhibits inappropriate or dangerous behavior or whose actions would in any way threaten the safety of any exhibitor, their entries or the safety of class officials.
10. To be penalized: Mixed gaits; unbalanced action; labored way of going, pulling; fighting the bit; tossing the head; carrying head to one side or going sideways; leaving hocks behind; strung out; wrong lead or cross-cantering; breaking of gait; winging; interfering; traveling wide behind; loss of form due to excessive speed; bad manners; exaggerated opening of mouth; carrying sour ears.
11. Horses showing signs of inhumane treatment will be eliminated from competition.
12. Definition of Maiden/Novice/Limit for riders/drivers.  
Maiden/Novice/Limit classes are open to riders/drivers who have not won one/three/six first place ribbons respectively, at Regular and Local Competitions of this Federation in any under saddle/driving class of any Breed and/or Discipline. First place ribbons won by a rider in any under saddle class do not affect the status of a driver in any driving class. First place ribbons won by a driver in any driving class do not affect the status of a rider in any under saddle class. Ribbons won in leadline classes and in classes where entries are not required to canter will not affect Maiden, Novice and Limit Status.
13. Attention getting devices &/or other noisemakers (including but not limited to tape measures, blow horns, bamboo poles, explosives, fire extinguishers, baby powder, whips longer than 6', etc.) are not allowed in and around the make up and competition rings during scheduled competition sessions or at any times designated by Competition Management. All such items will be confiscated and offenders will be

Part One – American Saddlebred & Fine Harness Division

reported to the EC.

14. Master classes are restricted to amateur rider/drivers aged 50 years and older. Classes are to be judged according to amateur class specifications. Master classes are never to be stripped for conformation judging.

**ARTICLE B105 APPOINTMENTS**

1. Horses shall be shown in traditional tack.
2. Horses shall not be shown in anything that alters the intended use of equipment as provided for in the description of appointments for a given class. Entries with prohibited equipment in the competition ring must be eliminated from the class.
3. Horses shall not be shown in/with artificial appliances. Exception: Artificial appliances listed within the SB chapter as acceptable.
4. Tail sets, high crupper which attaches to the saddle, or other training devices are prohibited in the competition ring
5. The use of chains or rollers as action devices on the competition grounds during or before a competition is prohibited.
6. Inconspicuously applied hair in mane or tail, a tail brace and mouth controls are permitted. Exceptions: See Pleasure sections.
7. In the event a horse has lost sight in one eye, it must appear to have vision and may be shown with an artificial eye or contact lens. Use of contact lenses or eye prosthesis for any other use than stated is prohibited.
8. Quarter boots and bell boots are permitted in Five-Gaited, Fine Harness and Roadster Classes.
9. In case of inclement weather, the use of polo boots or bandages may be permitted provided competition management publicly announces it before a class. Extremes of temperature of climatic conditions may modify dress requirements at the judge's discretion.
10. Any artificial change of color or markings (other than mane or tail) is prohibited.
11. Electronic communication devices used for purposes of coaching, etc., between competitors and individuals outside the ring shall be prohibited in all classes in the American Saddlebred Division.
  - a) Exhibitors with a permanent hearing impairment are permitted to use an electronic communication device upon submission of a written certification from a treating medical professional's office certifying the permanent hearing impairment and certifying the requirement of an electronic communication device. The medical certification must be provided to the competition Steward within a reasonable time prior to competing who shall attach a copy to the Steward report.
  - b) An exhibitor with a disability (other than hearing) will be provided reasonable accommodation upon submission of a written certification from a treating medical professional's office certifying the disability and identifying the accommodation necessary for the exhibitor to compete safely. The medical certification must be provided to the competition Steward within a reasonable time prior to competing who shall attach a copy to the Steward report.
12. A competitor may carry or use a whip not exceeding 6' including lash; the lash shall not have been altered in any way. It must be a standard whip of suitable style. Failure to comply will result in disqualification from further competition.

## Part One – American Saddlebred & Fine Harness Division

**Exception:** Harness classes. No appendages of any kind are permitted except in Saddle Horse In-Hand classes, where a small empty paper or a small empty plastic bag or ribbons may be attached to the whip or used separately.

13. Whips longer than 1.8 meters (6 feet), including snapper or lash, are not allowed in the warm-up area.
14. Athletes will not be penalized by the judge(s) for wearing approved protective headgear in any class.

### **ARTICLE B106 BREAKAGE OF EQUIPMENT**

1. A competitor is entitled to request only one time-out per class for a period not to exceed seven minutes in aggregate in order to repair broken equipment, replace a shoe or rectify a similar condition.
2. To request a time-out for any such emergency, the competitor must go to the center of the ring and time will be taken from that moment. **Exception:** If a horse casts a shoe, time starts when the farrier or his assistant places his/her hand on the horse's leg. No more than three minutes will be allotted to find a shoe. If a horse is removed from the ring for the purpose of shoeing, the Steward or Judge shall accompany and remain with the horse until it is returned to the ring or excused from the class.
3. Two attendants are permitted in the ring to assist a competitor during his time-out. If at the expiration of the seven minutes the repair has not been made, the competitor may proceed as is or be eliminated. The Steward or Judge is responsible for timing unless an official timer is present.
4. Competitors who are not involved in a time-out may make minor adjustments that can be performed with the assistance of one attendant and not be charged with a time-out.

### **ARTICLE B107 STRIPPING**

Stripping of horses for conformation judging is mandatory in Under Saddle Championship Classes in all sections except Park Horse, Pleasure Horse, Three Gaited Junior Exhibitor, and Five Gaited Junior Exhibitor sections and in all American Saddlebred Registry signature classes for horses three years old and under. Stripping is also mandatory in all Three Gaited and Five Gaited Open Championship classes except one horse classes. The above excepted classes and other classes may not be stripped unless it is so stated in the prize list. In any stripped class, horses may be presented individually for conformation judging. Horses with extremely low backs must be severely penalized in all stripped performance classes. Only two attendants, suitably attired, per animal are permitted in the ring. In classes where manners are paramount (i.e. Ladies, Junior Exhibitors, Amateurs, and Owners), riders must remount and return to the line up before the judges will be allowed to turn in their cards.

### **ARTICLE B108 JUDGING CRITERIA**

The specific type of class being judged determines the importance of each criterion in the final judging outcome. The order in which each is listed in the class specifications determines where the emphasis should be placed. For example: A horse placed first in a class judged on performance, presence, quality, manners and conformation could justifiably be unplaced against the same horses if the class were judged on manners, presence, quality, performance and conformation. The criteria considered are: performance, manners, presence, quality and conformation.

### Part One – American Saddlebred & Fine Harness Division

In American Saddlebred performance classes when the judge calls for the line up exhibitors must continue in a clockwise direction to bring their entries to the lineup. Judge(s) to penalize entries that do not comply.

In American Saddlebred performance classes requiring entries to back, the judge(s) must walk the line up (exception: judge(s), at their discretion, may instruct the ringmaster to walk the line up during the back).

#### **ARTICLE B109 QUALIFYING CLASSES AND SPECIFICATIONS**

1. OPEN, JUNIOR, THREE-YEAR-OLD, TWO-YEAR-OLD, MAIDEN, NOVICE AND LIMIT. Classes are judged on performance, presence, quality, manners and conformation. The OPEN horse should be the ultimate representative of the breed. It should be as nearly perfect as possible; performing all gaits with animation, brilliance and extreme action at both ends. Performance is paramount in these classes; next is presence, quality, manners and conformation.
2. LADIES. Classes are judged on manners, quality, presence, performance and conformation.
3. JUNIOR EXHIBITORS, AMATEUR, MASTERS AND OWNERS. Classes are judged on manners, performance, presence, quality and conformation. Manners are paramount in these four classes but there is a difference in the way in which horses are judged in each.
4. A LADY'S horse should be outstanding in refinement and elegance with suitability of horse to rider taken into consideration. Expression is paramount and quality is a prime consideration. The execution of gaits should be performed with brilliance on command. The horses should walk and stand quietly.
5. The JUNIOR COMPETITOR horse should be mannerly, willing and expressive with balanced action. The execution of gaits should be performed with brilliance on command. The horses should walk and stand quietly.
6. AMATEUR and OWNERS horses can be a bit stronger and perform in a bolder manner. More action and animation are desired and less emphasis can be put on manners than in classes for Ladies and Juniors.

#### **ARTICLE B110 CHAMPIONSHIPS**

1. Championship Classes are judged in the same manner as the qualifying classes. Horses to be stripped and judged on conformation in accordance with Article B107, Stripping.
2. Eligibility for all Championships must be uniform with all sections offered within each competition. **Exception:** Competition management may limit the number of entries returning in the Championships from the qualifying classes.
3. Nominations to be made on entry blank. Horses need not be nominated until...before scheduled time for class. Names and descriptions of entries must be made in writing, signed by the competitor or his/her agent and given to the competition secretary.
4. To be "shown and judged" in a class, an animal must perform the prescribed routine and must remain in the ring until excused by the Judge.

## **ARTICLE B111 STAKES**

A stake class may either be a qualifying class for the championship or the final competition for that particular division. If run as the final competition for a particular section, competition management must indicate in the prize list if exhibitors are required to “qualify” in order to compete by listing all eligible qualifying classes. Stake classes must be judged by the same specifications as the qualifying classes.

## **ARTICLE B112 DIVISION OF CLASSES**

1. It is recommended that under saddle classes of 21 or more entries and harness classes of 16 or more entries be divided into separate sections. Classes should be divided by selecting every other number on the list of entries, sex, size of horse or age of rider. If the class is divided by any other method than those listed above, such method must have been previously stated in the prize list. Both the method used to divide classes and the division of entries must be posted in the horse show office and announced over the public address system or printed in the program.
2. In Ladies, Junior Exhibitor, Amateur and Owner Fine Harness, Combination, Saddlebred Pleasure Driving and Country Pleasure Driving classes, it is recommended that classes of more than 15 entries be divided in the same manner.
3. If Junior competitor classes are not offered, then junior competitors may enter amateur classes unless specifically prohibited in the prize list.
4. In a divided class, the prize money must be doubled and separate trophies and ribbons awarded. Notification of intent to divide must be made to competitors one hour prior to the start of the session.

## **ARTICLE B113 SCRATCHES**

It is the responsibility of each competitor to officially scratch entries in any event in which they do not participate. Competitors who fail to officially scratch an entry two hours prior to the start of the session from a class that is subsequently divided shall be fined up to \$100 per horse per class, payable to the competition.

## **ARTICLE B114 DESCRIPTION OF GAITS**

1. **General.** The standard of excellence of the American Saddlebred is beauty, symmetry and balance. Balance features coordinated motion, with straight true folding action of the front legs with flexing hocks carried close together, producing a clean, rhythmic and fluid way of going. In addition, the American Saddlebred possesses animation, brilliance and extreme grace of movement.  
UNDESIRABLE: Winging, interfering, traveling wide behind, mixing of gaits, shackled look and loss of form.
2. **Walk.** Judging at the walk is based on manners, quality and natural action; it is not used as a rest period.
  - a) **FLAT WALK:** The flat walk should be an elastic, ground covering and collected four-beat gait maintaining proper form and consistency in stride. It should be executed in a brisk manner that is compatible with the type of class. It should display the horse’s good manners, type of stride and attitude. The flat walk is relaxed.
  - b) **WALK (for hunters):** A four-beat gait, straight, true and flat-footed. Regular and unconstrained with reach.
  - c) **ANIMATED WALK:** The animated walk is a highly collected gait, exhibiting much “primp” at a slow, regulated speed, with good action and

Part One – American Saddlebred & Fine Harness Division

animation. It should have snap and easy control. It can be either a two-beat or four-beat gait. It is performed with great style, elegance and airiness of motion.

3. **Trot.** The trot is a natural, two-beat diagonal gait in which the front foot and the opposite hind foot take off from the ground in unison and land simultaneously. A balanced trot features coordinated motion with straight, true, shoulder motion of front legs, with flexing hocks carried close together. It is executed in a highly collected manner and should display the horse's athletic ability.
  - a) **PARK TROT:** The park trot in Three-Gaited and Fine Harness classes is executed in a highly collected manner, speed to be penalized. The horse's energy should be directed toward animation rather than speed.
  - b) **PARADE GAIT:** The parade gait is a collected trot at a maximum speed of five miles per hour. It displays the horse's athletic ability and animation.
  - c) **TROT (for hunters):** A two-beat gait, straight and regular. The trot should be mannerly, cadenced and balanced. It is to be performed at a medium speed with a free moving, ground covering stride, with the rider posting.
  - d) **ROADSTER JOG-TROT:** The jog-trot is called to display the purity of the horse's gait. It is executed in a highly collected manner. The horse's energy should be directed toward animation rather than speed.
  - e) **WESTERN JOG-TROT:** The jog is primarily a Western Pleasure gait used for long distance riding. It should generate very little motion in the saddle with a minimum of control from the rider. The rate of speed is just beyond that of a flat walk and the action is a two beat, free, easy, uniform, ground-covering gait.
  - f) **HUNTER TROT:** Low, ground-covering.
  - g) **GAITED TROT:** The trot of the Five-Gaited horse should show speed in form. The desired speed is the maximum rate at which the horse can trot while still maintaining proper form, control and balance.
  - h) **EXTENDED TROT:** The extended trot is faster, stronger and bolder; with a fuller extension of stride to obtain desired speed. It is executed in a highly collected manner.
  - i) **SHOW YOUR HORSE:** At this command, the driver has the privilege of showing the Fine Harness horse to its best advantage at the trot but speed will be penalized.
  - j) **ROAD GAIT:** The road gait is executed in a highly collected manner. It is faster, stronger and bolder than the jog-trot; with a fuller extension of stride to obtain desired speed.
  - k) **DRIVE ON:** When asked to drive on in Roadster classes, the horse must trot as fast as possible while still maintaining proper form, control and balance.
  - l) **EXTENDED TROT (for hunters):** A two-beat gait that is bold, energetic, balanced and ground covering with definite lengthening of stride. This should result in an increase in speed without a sense of racing or scurrying. The mouth must remain light and the horse must demonstrate complete acceptance of control at all times
4. **Canter.** The canter is relatively slow, lofty and fluid with a definite three-beat cadence. High action, a good way of going and proper collection are paramount. It is a restrained gallop in which two diagonal legs are paired, the single beat falls between the successive beats of the other two unpaired legs. The unpaired legs act independently; the foreleg with which the horse leads and its diagonal

Part One – American Saddlebred & Fine Harness Division

hind. The propulsion is in the hindquarters with the leading foreleg sustaining the concussion of the final third beat. There is a brief interval when all four feet are off the ground. It is an ambidextrous gait, executed on the lead which is toward the center of the ring to relieve stress and aid in balance (A lead is determined by which foreleg – right or left – sustains the concussion of the final third beat, after its diagonal hind leg started the propulsion of the first beat).

- a) It is acceptable, although not encouraged, for the horse to have a bolder, strong canter in those classes where manners are not paramount or where speed at a qualifying gait is desired. Ease of control, rate of speed and collection may vary according to the class specifications.
  - b) Where manners are paramount, a slow, consistent rate of speed must be maintained with little obvious effort from the rider.
  - c) CANTER (for hunters): A three-beat gait, even, smooth, unhurried, correct and straight on both leads.
  - d) HAND GALLOP: The hand gallop is performed with a long, free, ground-covering stride. The amount of ground covered may vary between and among horses due to difference in natural length of stride. A decided lengthening of stride should be shown while the horse remains controlled, mannerly, correct and straight on both leads. The hand gallop is not a fast collected canter.
  - e) LOPE: The lope is the western version of the canter. It should be easy riding with good motion that is consistent and steady; neither too slow nor too fast and performed equally well on either lead. It should give the appearance of being a comfortable gait with a definite three-beat cadence that avoids trotting behind.
5. **Slow Gait.** The slow gait was developed from the pace to be a four-beat gait with each of the four feet contacting the ground separately. In the takeoff, the lateral front and hind feet start almost together but the hind foot contacts the ground slightly before its lateral forefoot.
- a) The slow gait is a highly collected gait with most of the propulsion coming from the hindquarters, while the forequarters assist in the pull of the final beats. The slow gait is not a medium rack.
  - b) The slow gait is a restrained four-beat gait, executed slowly but with true and distinct precision. Speed is to be penalized. It is high, lofty, brilliant and restrained denoting the style, grace and polish of the horse.
6. **Rack.** The rack is a four-beat gait in which each foot meets the ground at equal, separate intervals. It is smooth and highly animated, performed with great action and speed, in a slightly unrestrained manner. Desired speed and collection are determined by the maximum rate at which a horse can rack in form. Racking in form should include the horse remaining with a good set head. It should be performed by the horse in an effortless manner from the slow gait, at which point all strides become equally rapid and regular.
- a) TO BE PENALIZED: any tendency to become “trotty”, “pacey” or “hitchy gaited”.
  - b) In Pleasure classes, there is more emphasis on the way of going as a pleasure gait with only moderate speed required. Where manners are paramount, there is more emphasis on the ease by which it is performed by the rider.

## **CHAPTER 2 PERFORMANCE SECTION**

### **ARTICLE B201 FINE HARNESS**

1. General. The Fine Harness horse should possess all of the elegance and refinement of the ideal American Saddlebred and its energy should be directed toward animation rather than speed. It is shown with a full mane and tail.
2. Appointments. Shown to an appropriate vehicle, preferably a small buggy with four wire wheels but without top. Light harness with snaffle bit and overcheck are required.
3. Gait Requirements. Horses are to enter ring at park trot. Qualifying gaits are animated walk, park trot, “show your horse”.  
**Exception:** “Show your horse” is not called for in Ladies, Junior Exhibitor, Amateur, Owners and Amateur Owners classes.
4. Line Up. Entries are to stand quietly but shall not be required to back. They may be unchecked while lined up. An attendant may stand the entry on its feet but must remain at least two paces from the head when that entry is being judged. Only one standard riding crop is permissible for an attendant to carry.
5. Ring Attendants. One attendant will be permitted to stand quietly inside the gate during any Ladies, Amateur, Owners, Amateur Owners or Junior Competitor class but must take no action that will affect the performance of any horse.
6. Awards. Awards must be made from the line-up; entries must not be asked to retire to the end of the ring.
7. Classes Offered and Specifications. Classes may be divided by sex. PROHIBITED: Stallions in Ladies and Junior Competitors classes.
  - a) OPEN, LIMIT, JUNIOR HORSE (Four-Years Old & Under), THREE YEAR OLDS; TWO-YEAR OLDS; MAIDEN; NOVICE. Exhibited at an animated walk, park trot (speed to be penalized) and “show your horse”, to stand quietly. Judged on performance, presence, quality, manners and conformation.
  - b) JUNIOR CHAMPIONSHIP: Judged 75% on performance, presence, quality and manners; 25% on total conformation.
  - c) LADIES. Shown at a park trot and an animated walk, to stand quietly. Judged on manners, quality, presence, performance and conformation.
  - d) LADIES CHAMPIONSHIP: Judged 75% on manners, quality, presence and performance; 25% on total conformation.
  - e) JUNIOR EXHIBITOR; AMATEUR (Ladies and/or Gentlemen); OWNERS; AMATEUR OWNERS. Shown at a park trot and an animated walk, to stand quietly. Judged on manners, performance, presence, quality and conformation.
  - f) CHAMPIONSHIPS: Judged 75% on manners, performance, presence and quality; 25% on conformation. To be eligible for above Championships, horses must be entered, shown and judged in a qualifying class restricted in a similar manner (i.e. Ladies classes qualify for Ladies Championship, Gentlemen’s classes qualify for the Gentlemen’s Championship and Junior Competitors classes qualify for the Junior Competitor Championship. If only an Amateur Championship is offered, horses are eligible if they have been entered, shown by an amateur and judged in the Ladies class or in any qualifying class having the same judging specifications).

Part One – American Saddlebred & Fine Harness Division

- g) **GRAND CHAMPIONSHIP:** To be eligible, horses must be entered, shown and judged in any other class in this section. Exhibited at an animated walk, park trot and “show your horse” (speed to be penalized); to stand quietly. Judged 75% on performance, presence, quality and manners; 25% on total conformation.

**ARTICLE B202 FIVE-GAITED**

1. **General.** The Five-Gaited Saddlebred should possess beauty, brilliance, elegance and refinement but its energy should be directed toward speed in an animated form. Entries shall be shown with a full mane and tail.
2. **Appointments.** A double bridle consisting of snaffle and curb bits is preferred and must suit the horse. No horse shall be shown with a snaffle bit only, breast plate, tie-down or martingale. The saddle should be flat, English-type with leather or web girth. Informal dress for riders is required in morning and afternoon classes. Dark colored habit (with collars and lapels of same color) and accessories are appropriate for evening. Gaudy colors should be avoided.
3. **Gait Requirements.** Qualifying gaits are animated walk, trot, slow gait, rack and canter.
4. **Classes Offered and Specifications.** Classes may be divided by sex. **PROHIBITED:** Stallions in Open Ladies, Ladies Amateur and Junior classes. To be shown at an animated walk, trot, slow gait, rack and canter.
  - a) **OPEN, LIMIT, JUNIOR HORSE** (Four-Year Olds & Under), **THREE YEAR OLDS; TWO-YEAR OLDS; MAIDEN; NOVICE.** Judged on performance, presence, quality, manners and conformation.
  - b) **JUNIOR CHAMPIONSHIP:** Judged 75% on performance, presence, quality and manners; 25% on total conformation.
  - c) **LADIES, Open, Ladies Amateur Only.** Judged on manners, quality, presence, performance and conformation.
  - d) **LADIES CHAMPIONSHIP:** Judged 75% on manners, quality, presence, performance and conformation; 25% on total conformation.
  - e) **JUNIOR EXHIBITORS; AMATEURS AND MASTERS** (Ladies and/or Gentlemen); **OWNERS; AMATEUR OWNERS.** Judged on manners, performance, presence, quality and conformation.
  - f) **CHAMPIONSHIPS:** Judged 75% on manners, performance, presence and quality; 25% on total conformation. To be eligible for above Championships, horses must be entered, shown and judged in a qualifying class restricted in a similar manner (i.e. Ladies classes qualify for the Ladies Championship, Gentlemen’s classes qualify for the Gentlemen’s Championship and Junior Competitors classes qualify for the Junior Competitor Championship; if only an Amateur Championship is offered, horses are eligible if they have been entered, shown by an amateur and judged in the Ladies class or in any qualifying class having the same judging specifications). Stripping is mandatory in all Championship classes and two attendants are permitted in the ring. (Article B106 Stripping).
  - g) **GRAND CHAMPIONSHIP:** To be eligible horses must be entered, shown and judged in any other class in this section. Judged 75% on performance, presence, quality and manners; 25% on total conformation.
  - h) **COMBINATION:** Shown first to an appropriate four-wheeled vehicle at an animated walk and trot, then shown Under Saddle at an animated walk,

Part One – American Saddlebred & Fine Harness Division

trot, slow gait, rack and canter. Judged 50% on suitability for harness; 50% on saddle work with emphasis on trot. Entries to be driven with snaffle bit and separate overcheck. Prize list must specify whether driver/rider must be the same in both phases of the class.

**ARTICLE B203 THREE-GAITED**

1. General. The Three-Gaited Saddlebred should be the epitome of beauty, brilliance, elegance, refinement and expression. Its gaits are collected and its energy directed toward animation and precision. It is shown with a roached mane and tail. Two-Year-Olds may be shown with a full mane and tail.
2. Appointments. A double bridle consisting of snaffle and curb is preferred and must suit the horse. No horse shall be shown with a snaffle bit only, breast plate, tie-down or martingale. **Exception:** two year olds may be shown in a snaffle bridle with a running martingale when specified in the prize list and provided they compete separately against others using identical equipment. The saddle should be flat, English-type with leather or web girth. Informal dress for riders is required in morning and afternoon classes. Formal attire or dark colored habit (with collars and lapels of same color) and accessories are appropriate for evening. Gaudy colors should be avoided.
3. Gait Requirements. To be shown at an animated walk, park trot and canter.
4. Classes Offered and Specifications. **PROHIBITED:** Stallions in Open Ladies, Ladies Amateur Only, and Junior Exhibitors classes. Quality, animation and expression are important. Classes may be divided according to:
  - Sex: Mares; Stallions/Geldings.
  - Height: Over 14.2 hands and not exceeding 15 hands; 15.2 and under; Over 15.2 hands.
  - a) OPEN; LIMIT; JUNIOR HORSE (Four-Year Olds & Under); THREE-YEAR OLDS; TWO-YEAR OLDS; MAIDEN; NOVICE. Judged on performance, presence, quality, manners and conformation.
  - b) JUNIOR CHAMPIONSHIP: Judged 75% on performance, presence, quality and manners; 25% on total conformation.
  - c) LADIES Open, Ladies Amateur Only. Judged on manners, quality, presence, performance and conformation.
  - d) LADIES CHAMPIONSHIP: Judged 75% on manners, quality, presence and performance; 25% on total conformation.
  - e) JUNIOR EXHIBITORS, AMATEURS (Ladies and/or Gentlemen); MASTERS, OWNERS; AMATEUR OWNERS. Judged on manners, performance, presence, quality and conformation.
  - f) CHAMPIONSHIPS: Judged 75% on manners, performance, presence and quality; 25% on total conformation. To be eligible for above Championships, horses must be entered, shown and judged in a qualifying class restricted in a similar manner (i.e. Ladies classes qualify for the Ladies Championship, Gentlemen's classes qualify for the Gentlemen's Championship and Junior Competitor classes qualify for the Junior Competitor Championship; if only an Amateur Championship is offered, horses are eligible if they have been entered, shown by an amateur and judged in the Ladies class or in any qualifying class having the same judging specifications). Stripping is mandatory in all Championship classes and two attendants are permitted in the ring. (Article B106 Stripping).

Part One – American Saddlebred & Fine Harness Division

- g) GRAND CHAMPIONSHIP: To be eligible, horses must be entered, shown and judged in any other class in this section. Judged 75% on performance, presence, quality and manners; 25% on total conformation.
- h) COMBINATION: Shown first to an appropriate four-wheeled vehicle at an animated walk and park trot, then to be shown Under Saddle at a walk, park trot and canter. Prize list must specify whether driver/rider must be the same in both phases of class. Entries to be driven with Liverpool with side check. Judged 50% on suitability for harness; 50% on saddle work with emphasis on trot.

**ARTICLE B204 PARK**

1. Description and Eligibility
  - a) The American Saddlebred Park Horse should be stylish with finish and quality and well-mannered. The performance should be animated and graceful in all gaits.
  - b) Horses shown in any class of this section are ineligible to compete in the American Saddlebred Pleasure Division (including Park Pleasure) at the same competition. They may however compete in the Performance sections (i.e. Three gaited, Five gaited, Fine Harness) In-Hand, Parade or Model classes. Classes may be offered for horses with a roached mane and tail or horses with a full mane and tail but classes cannot be combined. American Saddlebred horses can have set or natural tails.
  - c) Stallions are prohibited in Ladies and Junior Exhibitor classes.
  - d) Classes may be divided by:
  - e) Size of horse: 15.2 hands and under, Over 15.2 hands;
  - f) Age or sex of rider;
  - g) Sex of horse: Stallion, Gelding and Mare classes.
2. Appointments
  - a) Under Saddle: A double bridle consisting of snaffle and curb is preferred and must suit the horse. No horse shall be shown with a snaffle bit only, breast plate, tie-down or martingale (Exception: 2 Year Olds may be shown in a snaffle bridle with a running martingale when specified in the prize list and provided they compete separately against others using identical equipment). The saddle should be flat, English-type with leather or web girth.
  - b) Driving: Shown to an appropriate vehicle, preferable a small buggy with four wire wheels but without top. Light harness with martingale, blinkers, snaffle bit and overcheck are required.
  - c) Attire: Informal Saddle Seat attire for riders is required in morning and afternoon classes. Formal Saddle Seat attire or dark colored habit (with collars and lapels of same color) and accessories are appropriate for evening. Gaudy colors should be avoided.
3. Gait Requirements

To be shown at an animated walk or flat walk, park trot and canter; plus slow gait and rack in Five-Gaited classes.

In Fine Harness classes the gaits will be park trot and animated walk and to stand quietly.
4. Classes Offered and Specifications
  - a) THREE GAITED PARK. OPEN; JUNIOR, MAIDEN, NOVICE AND LIMIT; and CHAMPIONSHIPS. To be shown at a walk, trot and canter.

Part One – American Saddlebred & Fine Harness Division

To be judged on performance, manners, presence, quality and conformation.

- b) THREE-GAITED PARK. Ladies, Junior Exhibitor, Amateur (ladies and/or Gentlemen), Owners, Amateur Owners, Masters and Championships. To be shown at a walk, trot and canter. Horses to stand quietly in the lineup. To be judged on manners, performance, presence, quality and conformation.
- c) ASR TWO-YEAR-OLD SWEEPSTAKES; ASR NATIONAL THREE-YEAR-OLD FUTURITY: To be shown at a walk, trot and canter. To be judged on performance, conformation, presence, quality and manners. Entries are to be stripped.
- d) FIVE-GAITED PARK: Shown at a walk, trot, canter, slow gait and rack. To be judged on performance, manners, presence, quality and conformation.
- e) FINE HARNESS PARK: To be shown at an animated park trot (speed to be penalized) and an animated walk, to stand quietly.

## **CHAPTER 3**

### **PLEASURE SECTION**

#### **ARTICLE B301 GENERAL**

1. Introduction. The Pleasure Horse should be a typical Saddlebred with quality, style, presence and suitable conformation; prompt, comfortable gaits; giving the distinct impression it is an agreeable mount to ride. Easy, ground-covering action is desired. Manners and suitability as a Pleasure mount are paramount. Special emphasis is placed on a true, flat walk. Transitions from one gait to another should be smooth and effortless. **TO BE PENALIZED:** Laboring action; pulling, tossing head; going sideways and tail-switching.
2. Ineligibility.
  - a) Horses shown in any class in the Saddlebred Division other than In-Hand classes are ineligible to compete in a Saddlebred Pleasure Horse class at the same competition. Saddlebred Pleasure Horses may, however, enter any class in other divisions for which they are qualified. Horses shown by a professional in any class are ineligible to compete in Saddlebred Pleasure Horse classes at the same competition except Saddlebred Pleasure In-Hand and Model classes. Horses showing in the Saddlebred Pleasure division may be shown by a professional in an open breed class and then by shown by an amateur in American Saddlebred Pleasure Horse classes at the same competition. Show Pleasure and Country Pleasure sections are open to amateur riders and drivers only. Exception: Professionals may show in Hunter Country Pleasure and Western Country Pleasure classes provided that the class is designated as open.
  - b) Cross-entering at the same competition is prohibited between Show Pleasure and Country Pleasure; Three-Gaited Pleasure and Five-Gaited Pleasure.
3. Appointments, Tails. Entries must be shown with a full mane and tail. Tails must not be gingered or put in any device (i.e. tailset, bustle or brace) which alters their carriage while on the grounds. The fact that a horse's tail has once been set does not exclude participation. **Exception:** Horses showing in the Show Pleasure division may wear tailsets or bustles, but may not show with the tail tied or braced and unset tails will not be penalized.
4. The use of artificial appliances or devices such as chains, shackles, rubber bands, blinkers (except when driving) or blindfolds are prohibited on the grounds before or during a competition. Any animal with prohibited equipment must be disqualified from further competition and forfeit all entry fees and winnings at that competition. The use of protective equipment such as non-weighted bell boots, shin boots, etc., is allowed on the grounds and in the warm-up areas prior to entering the competition ring.
5. Showing. **CLASSES ARE OPEN ONLY TO MARES AND/OR GELDINGS.** Stallions are prohibited except in Weanling and Yearling In-Hand. Horses are to be shown by an Amateur or by a Junior Exhibitor. Amateur and Junior Competitors shall not compete in the same class except in restricted classes and Championships and at competitions where there are insufficient entries to fill two classes.
6. Specialty Classes. Model, Side-Saddle, Antique Carriage with Period Costume, Roadster, etc. classes may be offered for both Show and Country Pleasure

### Part One – American Saddlebred & Fine Harness Division

(which may be shown together, provided the prize list so states). Classes for Hunters, Jumpers, Dressage, Stock, etc. may be offered and shown under the rules of that particular Equestrian Canada division.

7. In-Hand Classes.
  - a) In-Hand classes for Pleasure Horses are encouraged.
  - b) Non-gelded colts are permitted only in Weanling and Yearling classes.
  - c) Weanlings and Yearlings must be shown barefoot. Two-Year-Olds and older should be shod to conform with Show Pleasure or Country Pleasure rules. PROHIBITED: Curb bits on Weanlings and Yearlings.
  - d) Entries are to be led into the ring and shown in bridle or halter, without quarter boots, blinkers, blindfolds or other appliances. Only two Amateur/Juvenile attendants per animal are permitted. They must be neatly attired with clean, well-fitted conservative clothes. Entries must stand squarely on all four feet with the front legs perpendicular to the ground. Rear legs may be placed slightly back but the handler may be asked to move hind legs up under the animal for inspection.
8. Division of Classes.
  - a) Classes may be divided according to:
    - Sex or age of horse.
    - Height: 15.2 hands and under; over 15.2 hands.
    - Sex or age of rider.
    - With or without Championships.
  - b) Recommended are Maiden, Novice, Limit, Junior (Four-Year-Olds & Under), Masters and Owners classes in all classifications and Amateur-Owner-Trainer (open to horses that have not had professional training within 90 days prior to competition).
9. Stripping. Stripping of entries is mandatory only in Provincial or National Championships except for one horse classes. Professional handlers are permitted in the ring during conformation judging and may present the horse for the Judge's inspection. Western Equipment classes are never stripped.
10. Headers. One attendant without a whip is permitted to head each horse during the line-up in Driving classes for both Country Pleasure and Show Pleasure. The header may stand the entry on its feet and then must stand three paces back from the horse and is not allowed to touch the horse except for safety purposes. It is imperative that the horse stand quietly and back readily.

### **ARTICLE B302 COUNTRY PLEASURE**

1. General.
  - a) The Country Pleasure horse may be less showy than the Show Pleasure horse but should still be typical of the breed. Easy, ground-covering action is desired. In Western Equipment, and Trail classes, a less elevated head carriage should not be penalized. The Western Equipment horse should have more substance, especially in the quarters, be close-coupled and have well-defined withers. As in all Saddlebred divisions, the best quality specimens of the breed should prevail. The Saddlebred Hunter Country Pleasure Horse must give the distinct appearance of being a pleasure to ride and display a pleasurable and relaxed attitude. It should be in a generally longer frame than that of other Saddlebred Country Pleasure Horses. The neck should be carried lower and the head should be carried in a more relaxed manner with less bend at the poll. High headed horses

Part One – American Saddlebred & Fine Harness Division

and horses behind the vertical must be penalized.

- b) Country Pleasure horses must be plain shod suitable for trail riding without pads, bands or any device between hoof and shoe. Permissible as plain shod shall be a shoe (inclusive of caulks), which may be thicker at the heel and may include toe clips and side clips. Also permissible is an eggbar shoe. Not permissible as plain shod: bands, bars, pads of any kind, wedges, lead, springs, any attachment that extends below the bottom of the shoe, and any foreign substance not specified as permissible. The sole and entire frog of the foot must be visible. Any animal with prohibited shoeing must be disqualified from further competition at that competition and forfeit all entry fees and winnings. Quarter boots are permitted only in Five-Gaited classes.
  - c) Entries must be shown with full mane and tail. Tails must not be gingered or put in any device (i.e. tailset, bustle or brace) which alters their carriage while on the grounds. The fact that a horse's tail has once been set does not exclude participation. Braid and artificial manes are prohibited. Inconspicuously applied hair in the tail is permitted.
2. Appointments. Entries must be penalized for incomplete appointments but not necessarily disqualified.
- a) **ENGLISH EQUIPMENT:** A full bridle, pelham or curb, any English-type saddle. (No forward seat saddles allowed). For rider, informal attire with coat and hat or approved protective headgear. Gaudy colors should be avoided. **PROHIBITED:** A single snaffle, hackamore, martingale or tie-down.
  - b) **DRIVING:** Entries to be shown to a two-wheeled jog cart with driver only. Light show harness, overcheck with separate overcheck bit or sidecheck (separate sidecheck bit optional) and snaffle bit (straight or jointed). Driver to dress conservatively (not Period attire).
  - c) **WESTERN EQUIPMENT:**
    - i) **Personal Appointments.** Riders shall wear Western hat, long-sleeved shirt and/or jacket with a collar; a necktie, kerchief or bolo tie; bow tie, peddle-tie, rosette-tie or pin used as a tie, trousers or pants (a one-piece long-sleeved equitation suit is acceptable provided it consists of a collar and cuffs). Chaps, shotgun chaps or chinks and boots are required. A vest, coat and/or sweater may also be worn. Approved protective headgear with harness is optional in all classes; not required to be of Western style. Spurs are optional. A side-saddle rider must wear an apron of closed or button type with belt under loops. It is suggested that an apron with waistband cut the same as chaps and double thickness be used in classes where chaps are required. Competitors must be penalized for incomplete appointments but not necessarily disqualified.
    - ii) **Tack.**
      - (1) Competitors must be penalized for incomplete appointments but not necessarily disqualified. Entries shall be shown with stock saddle but silver equipment will not count over a good working outfit. A side-saddle shall be considered legal equipment. Tapaderos are prohibited. Hobbles and riata are not required. Inconspicuously applied rubber bands may be used to keep the forelock in place.

- (2) There shall be no discrimination against any standard Western bit. A standard Western bit is defined as having a shank with a maximum length overall of 20.3 cm. The mouthpiece will consist of a metal bar 0.8 to 1.9 cm in diameter, as measured one inch in from the shank. The bars may be inlaid but must be smooth or latex-wrapped. Nothing may protrude below the mouthpiece (bar), such as extensions, prongs or rivets designed to intimidate the horse. Rollers attached to the centre of the bit are acceptable, and may extend below the bar. Jointed mouthpieces are acceptable and may consist of two or three pieces, and may have one or two joints. A three piece mouthpiece may include a connecting ring of 2.5 cm or less in diameter or a connecting flat bar of 1 to 1.9 cm (measured top to bottom with a maximum length of 5 cm), which lies flat in the mouth, or a roller or port as described herein. The port must be no higher than 7.6 cm maximum with roller(s) and covers acceptable. Jointed mouthpieces, half breeds and spade bits are standard. Slip or gag bits with both reins connected to a single rein at the centre of the cross bar are prohibited. Roping bits with both reins connected to a single rein at center of crossbar shall not be used. Reins must be attached to each shank. Any rein design or other device which increases the effective length and thereby the leverage of the shank of a standard western bit is prohibited. Anything that alters the intended use of the equipment as provide for in the description of appointments for a given class is considered to be an artificial appliance.
- (3) Standard snaffle bits are permitted in any class on horses four-years-old and under that have never been shown in any event in a curb bit bridle. A standard snaffle bit is defined as a center jointed single, rounded, unwrapped smooth mouthpiece of 1 to 1.9 cm diameter metal as measured from ring to 1" in from the ring with a gradual decrease to the center of the snaffle. The rings may be from 5 to 10.2 cm outside diameter of either the loose type, eggbutt, dee or center mounted without cheeks. If a curb strap is used, it must be attached below the reins.
- (4) Hackamores (Bosals) are permitted in any class on horses four-years-old and under that have never been shown in any event in a curb bit bridle. A hackamore consists of a bosal round in shape and constructed of braided rawhide or leather and must have a flexible non-metallic core. Attached reins may be of hair, rope or leather. No other material of any kind is to be used in conjunction with a hackamore (bosal), i.e. steel, metal or chains  
**Exception:** Smooth plastic electrical tape is acceptable.
- (5) Curb chains and leather chin straps may be used, but must be flat and at least 1.3 cm in width and lie flat against the jaws of the horse. No wire, rawhide, metal or other substance can be used in conjunction with or as part of the leather chin straps or curb chains. Rounded, rolled, braided or rawhide curb strap is permissible. Hackamore bits, cavesson type nosebands, martingales and tie-downs are prohibited. A Judge does not have the

Part One – American Saddlebred & Fine Harness Division

authority to add or remove any of the standard equipment as specified above.

- (6) Snaffle or Hackamore Horse. A snaffle or hackamore horse is not more than four years old and must never have been shown in any event in a bridle. Rider may use both hands. Both hands must be visible to the Judge. Horses may not switch back and forth from a bridle to a snaffle to a hackamore.

- d) HUNTER EQUIPMENT AND ATTIRE: Hunter style equipment including a forward or balance seat saddle. **Exception:** an appropriate style side saddle is permitted; and snaffle, Pelham with two reins, kimberwick bits or a full bridle (curb and snaffle). If a full bridle is used, it must be of hunter style and excessive length of curb shank shall be penalized. Breast plates are permissible. **PROHIBITED:** Martingales. Rider attire shall be traditional hunter style jacket, breeches or hunter jodhpurs, dark hunting cap, derby or protective head gear and appropriate boots. A stock, choker, or four in hand with any colour shirt is correct. In all classes, gloves hunter crop or bat spurs as appointments are optional. Junior riders shall wear headgear with protective harness attached when mounted. **PROHIBITED:** Shadbellies.

**Exception:** a side saddle rider may wear a skirt, divided skirt or apron.

3. Gait Requirements/Instructions To Riders.

- a) English: Flat walk, trot, extended trot, canter, and asked both ways to half and stand on the rail plus slow gait and rack in Five-Gaited classes. Horses must stand quietly and back readily in the line-up. Driving classes, the gaits are a flat walk, trot and extended trot.
- b) Western: Only one hand may be used on reins and hands must not be changed except to negotiate an obstacle in a Trail Horse class. Hand to be around reins. When end of split reins fall on side of reining hand, one finger between reins is permitted. When using romal or when ends of split reins are held in hand not used for reining, no finger between reins is allowed. Rider may hold romal or end of split reins to keep them from swinging and to adjust the position of the reins provided it is held at least 16 inches from the reining hand. To be shown at a flat walk, jog-trot, and lope on a reasonably loose rein without undue restraint plus slow gait and rack in Five-Gaited classes. In Driving classes, the gaits are a flat walk, trot and extended trot.
- c) Hunter: To be shown at a walk, trot, extended trot, canter and hand gallop both ways of the ring. For safety reasons the judge may limit the number of horses to hand gallop at one time. Entries must be asked both ways of the ring to halt and stand quietly on the rail.

4. Judging. Manners and suitability as a pleasure mount are paramount. Transitions from one gait to another should be smooth and effortless. Horses must be obedient with prompt transitions. Special emphasis is placed on a true, flat walk. Entries must be asked both ways of the ring to halt and stand quietly on the rail. Horses must stand quietly and back readily in the line-up. Hunter horses are not to be stretched. **TO BE PENALIZED:** Pulling, head tossing, laboring action, going sideways and tail-switching.

- a) For American Saddlebred Hunter Country Pleasure Horses competitors enter the ring in a counterclockwise direction at the trot. Light contact with the horse's mouth must be maintained at all gaits. Judges must consider

Part One – American Saddlebred & Fine Harness Division

the performance at each gait equally in adjudicating the class. Horse may show with a braided mane and tail. Horse may not be penalized for showing with a full, unbraided mane and tail.

Gait Requirements. Saddlebred Hunter Pleasure horses are to be shown on the flat at the walk, trot, canter and hand gallop both ways of the ring. For safety reasons the judge may limit the number of horses to hand gallop at one time. Entries must be asked both ways of the ring to halt and stand quietly on the rail.

- b) Gait Descriptions. WALK: True, four beat and ground covering. TROT: Low, two (2) beat, ground covering, balanced and free moving. CANTER: Ground covering, free moving and smooth.

HAND GALLOP: Should be a definite lengthening of stride while in total control.

5. Classes Offered and Specifications.

- a) THREE-GAITED, ENGLISH COUNTRY PLEASURE. Shown at a flat walk, trot, extended trot and canter. Judged 75% on manners, performance, presence and quality; 25% on total conformation.
- b) THREE-GAITED, WESTERN COUNTRY PLEASURE. Shown at a flat walk, jog-trot and lope on a reasonably loose rein without undue restraint (ridden with one hand on reins). Judged 75% on manners, performance, presence and quality; 25% on total conformation.
- c) DRIVING COUNTRY PLEASURE. Shown to a suitable two-wheeled vehicle with appropriate harness. Shown at a flat walk, trot and extended trot, speed to be penalized. Judged 75% on manners, performance, presence and quality; 25% on total conformation. During any workout, headers are permitted for those not participating on the rail.
- d) HUNTER COUNTRY PLEASURE. All ages, Ladies, Gentlemen's, Adult Amateur, Masters, Juvenile, Maiden, Novice, Junior, Championship or stake. To be shown at a walk, trot, canter and hand gallop both ways of the ring. For safety reasons the judge may limit the number of horses to hand gallop at one time. Horses are required to stop and back on the rail. To be judged on manners, performance, suitability as a Hunter, quality and conformation. In the line, horses must stand quietly with all four legs perpendicular to the ground. Horse shall be required to back readily in the line.
- e) AMERICAN SADDLEBRED WESTERN PLEASURE. Open, Amateur, Masters, Maiden, Novice, Limit, Mares, Geldings, Junior Horse, OTR, Ladies, Gentlemen, Junior Competitor. To be shown at a flat walk, jog-trot, lope. To stand quietly and back readily. Only one hand may be used on reins and hands must not be changed, except to negotiate an obstacle in a Trail Horse Class. The rider's hand is to be around reins. When ends of split reins fall on side of reining hand, one finger between reins is permitted. Rider may hold romal or end of split reins to keep them from swinging and to adjust the position of the reins, provided it is held at least 40.6 cm from the reining hand. To be judged on manners, performance, quality and conformation
- f) CHAMPIONSHIPS. To be eligible, horse must have been entered, shown and judged in a designated qualifying class (class name). To be shown at a flat walk, jog-trot, lope. To stand quietly and back readily. To be judged on manners, performance, quality and conformation.

Part One – American Saddlebred & Fine Harness Division

- g) **SADDLE & BRIDLE’S WILLIAM SHATNER WESTERN PLEASURE CLASS.** Shown at a flat walk, jog-trot and lope on a reasonably loose rein without undue restraint (ridden with one hand on reins). Judged 75% on manners, performance, presence and quality; 25% on conformation and neatness of attire. A minimum of three horses must be entered, shown and judged in order to be an official Shatner qualifying class for the finals. The Show Committee must previously state in the prize list, if they intend to use Saddle & Bridle’s Shatner Western Pleasure Class as a qualifier and this class cannot be the sole qualifying class for the competition’s championship. One Shatner qualifying class first place ribbon eliminates that horse from further competition in qualifying classes that season. For permission to offer this class and complete details, contact “Saddle & Bridle Magazine”, 375 North Jackson Avenue, St. Louis, MO 63130.
- h) **SADDLE & BRIDLE’S WORKING WESTERN PLEASURE CLASS.** To be shown at a flat walk, jog trot and lope on a reasonably loose rein without undue restraint (ridden with one hand on reins). Judged 50% on manners, presence, conformation and quality while working on the rail; 50% on ability to complete the working portion of the class. The working portion of this class shall consist of four or five obstacles to be traversed as a course. After three refusals an entry must skip to the next obstacle. At all times entry must exhibit appropriate manners and horsemanship. A minimum of three horses must be entered, shown, and judged in order to be an official Working Shatner qualifying class. The top three ribbon winners in a qualifying class during the qualifying season are eligible to compete at the finals. There is no limit to the number of times an entry may qualify for the finals. For permission to offer this class and complete details, contact “Saddle & Bridle Magazine,” 375 North Jackson Avenue, St. Louis, MO 63130.
- i) **FIVE-GAITED COUNTRY PLEASURE.** Shown at a flat walk, trot, extended trot, slow gait, rack at moderate speed and canter. Judged 75% on manners, performance, presence and quality; 25% on conformation and neatness of attire.
- j) **TRAIL, ENGLISH AND/OR WESTERN.** Shown over and through a minimum of five obstacles and at a flat walk, trot or jog-trot and canter or lope on a reasonably loose rein without undue restraint (one hand on reins with Western Equipment). Judged 75% on manners, performance, presence and quality; 25% on conformation and neatness of attire.
- k) **PAIRS, ENGLISH AND/OR WESTERN.** Shown at a flat walk, trot or jog trot and canter or lope (one hand on reins with Western Equipment). Judged 75% on manners, performance, presence, quality and conformation; 25% on uniformity and neatness of attire.
- l) **COMBINATION.** Shown in harness as a driving horse and Under Saddle as a Three-Gaited horse, English Equipment. Change of equipment to be made in the ring. Each phase of the competition to count 50%. Prize list to specify whether driver and rider must be same in both phases of the class.
- m) **VERSATILITY.** Shown with Western Equipment at a flat walk, jog-trot and lope both ways of the ring. Then shown with English Equipment at a flat walk, trot, extended trot and canter both ways of the ring. Change of equipment for both horse and rider to be made in the ring. Each phase of

Part One – American Saddlebred & Fine Harness Division

the competition to count 50%. Prize list to specify whether riders must be the same in both phases of the class.

- n) CHAMPIONSHIP CLASSES. Refer to Article B110, Championships.

Illustrations depicting the acceptable and unacceptable headsets for an American Saddlebred competing in Western Pleasure.

ACCEPTABLE




Fig. 1

UNACCEPTABLE




Fig. 3

ACCEPTABLE

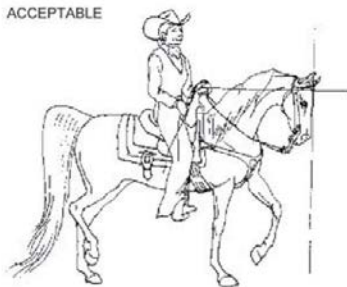


Fig. 2

UNACCEPTABLE




Fig. 4

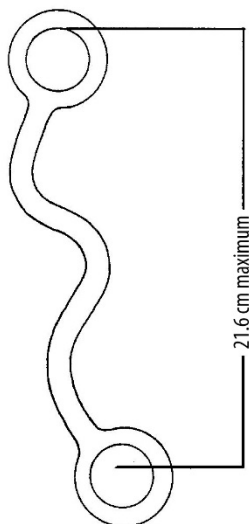
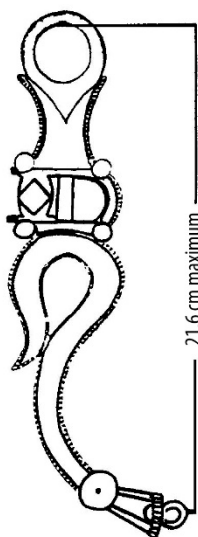
**AMERICAN SADDLEBRED WESTERN COUNTRY PLEASURE CHART**

	<b>GOOD</b>	<b>MINOR FAULTS</b>	<b>MAJOR FAULTS</b>	<b>ELIMINATION</b>
<b>WALK</b>	ground covering; flat footed; good attitude	slow; disinterested; not attentive	nervous; jogging; not walking	
<b>JOG</b>	easy riding; free action; consistent; steady	too slow; too fast	not performing a two-beat jog; failing to jog both front & back; hard or rough riding	
<b>LOPE</b>	easy riding; good motion; consistent; steady	too slow; too fast	wrong lead; pulling; not performing three-beat lope; hard or rough riding	
<b>BACK</b>	proper flexion; readily responsive; back in straight line	hesitant; not backing straight;	throwing head; gaping mouth; pulling, not backing; rearing	
<b>HALT</b>	standing quietly	fidgiting; moving slightly	no halt	
<b>GENERAL</b>	smooth; steady; easy riding; proper flexion and balance; good attitude Reasonably loose rein without undue restraint	over or under flexion; sour ears; switching tail; inconsistent speed; out of balance; poll too high or too low to throw horse out of balance; improper or incomplete appointments	throwing head; bad mouth; constant bumping the bit; gaping mouth; bleeding mouth; kicking; constant breaking of gaits; obvious schooling	Two hands on reins <b>(Exception:</b> snaffle or hackamore horses); fingers between closed reins; more than one finger between split reins; lameness; illegal equipment; riding with a whip; lameness; cueing horse in front of cinch; fall of horse or rider

Part One – American Saddlebred & Fine Harness Division

Eliminated entries are ineligible to receive an award regardless of the number of competitors in the class. However, eliminated entries that complete the qualifying class are eligible to participate in the championship unless the prize list specifically restricts entries in the championship to ribbon winners only.

**SOME ACCEPTABLE CURB CHAINS**



**CORRECT METHOD OF MEASURING  
OVERALL BIT LENGTH. A VERTICAL LINE  
FROM THE UPPER MOST PART OF HEADSTALL  
SLOT TO THE REIN RING.**

## **ARTICLE B303 SHOW PLEASURE**

1. General.
  - a) The Show Pleasure horse generally has less animation than the Three-Gaited, Five-Gaited and Fine Harness Performance horse but should be alert and responsive. High, natural, free-moving action is desirable. Laboring action due to excessive weight of shoes or length of foot is penalized.
  - b) Entries must be shown with full mane and tail. Horses showing in the Show Pleasure division may wear tailsets or bustles, but may not show with the tail tied or braced, and unset tails will not be penalized. Braids and inconspicuously applied hair in mane and tail are permitted. Shoe bands and pads are permitted. Quarter boots are permitted only in Five-Gaited classes.
2. Appointments. Entries must be penalized for incomplete appointments but not necessarily disqualified.
  - a) **ENGLISH EQUIPMENT:** A full bridle, pelham or curb, any English-type saddle. For rider, informal attire with coat and hat. Gaudy colors should be avoided. **PROHIBITED:** A single snaffle, hackamore, martingale or tie-down.
  - b) **WESTERN EQUIPMENT:** Any Western headstall without noseband in conjunction with any standard Western bit; any stock saddle. For rider: Western hat, long sleeved shirt, a necktie, kerchief or bolo tie, trousers or pants (or one-piece equitation suit), chaps and boots. Spurs are optional. Refer to Article B302.2.c for more information.
  - c) **DRIVING:** Entries to be shown with driver only to a two-wheeled jog cart. Light harness with martingale, blinders, snaffle and separate overcheck bit is required. Driver to dress conservatively
3. Gait Requirements. To be shown at a flat walk, trot and canter plus slow gait and rack in Five-Gaited classes. In Driving classes, the gaits are flat walk, trot and extended trot.
4. Judging. Manners and suitability as a Pleasure mount are paramount. Transitions from one gait to another should be smooth and effortless. Light contact with the horse's mouth must be maintained. Special emphasis is placed on a true flat walk. Entries must stand quietly and back readily in the line-up. **TO BE PENALIZED:** Pulling, head tossing, laboring action, going sideways and tail-switching.
5. Classes Offered and Specifications.
  - a) **THREE-GAITED ENGLISH SHOW PLEASURE.** Shown at a flat walk, trot and canter. Judged 75% on manners, performance, presence and quality; 25% on total conformation.
  - b) **ENGLISH SHOW PLEASURE WALK/TROT.** For riders 12 years of age and under. Riders must not have ever been judged in a class at a licensed or non-licensed competition that required a canter. To be shown at a flat walk and trot. Will not be asked to back. Horses must stand quietly in the lineup. Headers will be permitted in the lineup and will be called in by the announcer after the class has lined up and before they are judged. One attendant without whip will be permitted to head each horse during the lineup. To be judged on manners, performance, presence, quality and conformation.
  - c) **THREE-GAITED WESTERN SHOW PLEASURE.** Shown at a flat walk,

### Part One – American Saddlebred & Fine Harness Division

- jog-trot and lope and ridden with one hand on reins. Judged 75% on manners, performance, presence and quality; 25% on total conformation.
- d) **DRIVING SHOW PLEASURE.** Shown to a two-wheeled jog cart with driver only. Shown at a flat walk, trot and extended trot, speed to be penalized. Light harness with martingale, blinders, snaffle and separate overcheck bit is required. Judged 75% on manners, performance, presence and quality; 25% on total conformation.
  - e) **FIVE-GAITED SHOW PLEASURE.** Shown at a flat walk, trot, slow gait, rack at moderate speed and canter. Judged 75% on manners, performance, presence and quality; 25% on total conformation.
  - f) **CHAMPIONSHIP CLASSES.** Refer to Article B109, Championships.

## **ARTICLE B304 HUNTER PLEASURE**

### **1. General.**

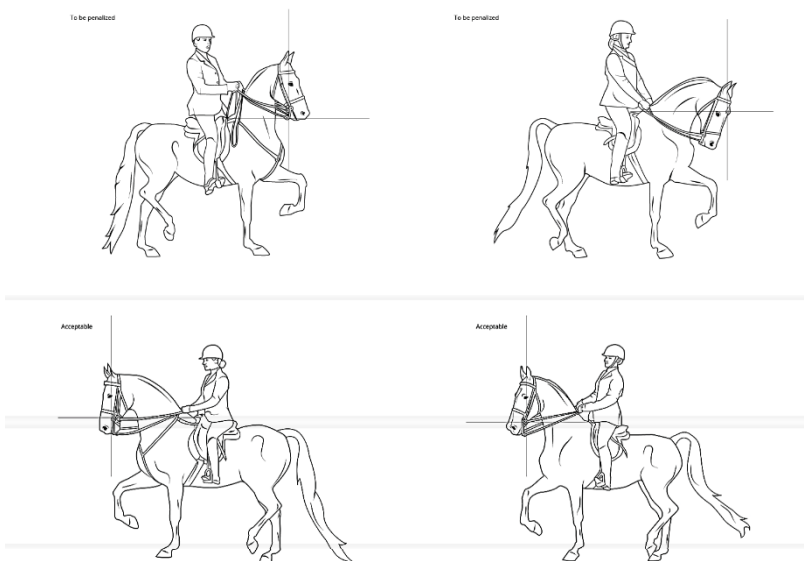
- a) The Saddlebred Hunter Country Pleasure Horse must give the distinct appearance of being a pleasure to ride and display a pleasurable and relaxed attitude. It should be a generally longer frame than that of other Saddlebred Country Pleasure Horses. The neck should be carried lower and the head should be carried in a more relaxed manner with less bend at the poll. High headed horses and horses behind the vertical must be penalized. Natural head carriage may vary with the horse's conformation. As in all Saddlebred divisions, the best quality specimens of the breed should prevail.
- b) Open to amateur riders of any age riding Registered American Saddlebred Horses under Hunter Equipment. Cross-entering between this section and Country Pleasure sections will be permitted. Professionals may compete in the Saddlebred division in Hunter Country Pleasure Prospect or Hunter Country Pleasure classes designated as open, provided two additional Hunter classes restricted to amateurs are offered at the same competition.
- c) Hunter Country Pleasure horses must be plain shod or unshod. Permissible as plain shod shall be a shoe (inclusive of caulks), which may be thicker at the heel and may include toe clips and side clips. Also permissible is an eggbar shoe. Not permissible are: bands, bars, pads of any kind, wedges, lead, springs, any attachment that extends below the bottom of the shoe, and any foreign substance not specified as permissible. The sole and entire frog of the foot must be visible. Any animal with prohibited shoeing must be disqualified from further competition at that competition and forfeit all entry fees and winnings.
- d) Horses may show with a braided mane and tail. Horses may not be penalized for showing with a full, unbraided mane and tail. Tails must not be gingered or put in any device (i.e. tail set, bustle or brace) which alters their carriage while on the grounds. The fact that a horse's tail has once been set does not exclude participation. Artificial manes are prohibited. Inconspicuously applied hair in the tail is permitted.

2. Appointments. Entries must be penalized for incomplete appointments but not necessarily disqualified. **HUNTER EQUIPMENT:** Regulation snaffle, kimberwick, pelham with two reins or full bridle, all with a cavesson noseband. A forward or balance seat saddle is required. Martingales, and coloured browbands and cavessons are prohibited. Breast plates are permissible. For the rider, coats of any tweed or melton for hunting, breeches and boots, dark hunting

Part One – American Saddlebred & Fine Harness Division

- cap or derby. Spurs of the unrowelled type, crops or bats are optional.
3. Gait Requirements. Saddlebred Hunter Pleasure horses are to be shown on the flat at the walk, trot, extended trot, canter and hand gallop both ways of the ring. For safety reasons the judge may limit the number of horses to hand gallop at one time. Entries must be asked both ways of the ring to halt and stand quietly on the rail.
  4. Gait Descriptions. WALK: True, four beat and ground covering. TROT: Low, ground covering, balanced and free moving. CANTER: Ground covering, free moving and smooth. HAND GALLOP: Should be a definite lengthening of stride while in total control. Extreme speed to be penalized.
  5. Judging. Manners and suitability as a pleasure mount are paramount. Transitions from one gait to another should be smooth and effortless. Horses must be obedient with smooth and prompt transitions. Light contact with the horse's mouth is required. Special emphasis is placed on a true, flat walk. Entries must be asked both ways of the ring to halt and stand quietly on the rail. Horses must stand quietly (Hunter horses are not to be stretched) and back readily in the lineup. Horses must stand quietly, not stretched, and back readily. To be judged 75% on manners, performance and suitability as a hunter; 25% on quality and conformation. TO BE PENALIZED: Pulling, head tossing, labouring action, going sideways and tail-switching.
  6. Classes Offered and Specifications.
    - a) HUNTER COUNTRY PLEASURE. (Open, All Ages, Ladies, Gentlemen, Adult Amateur, Master, Juvenile, Maiden, Novice, Limit, Junior, Championship, or Stake.) To be shown at a walk, trot, extended trot, canter and hand gallop both ways of the ring. For safety reasons the judge may limit the number of horses to hand gallop at one time. Entries must be asked both ways of the ring to halt and stand quietly on the rail. To be judged on manners, performance, suitability as a Hunter, quality and conformation. In the line, horses must stand quietly with all four legs perpendicular to the ground. Horse shall be required to back readily in the line.
    - b) HUNTER COUNTRY PLEASURE PROSPECT. Open only to horses competing during their first or second competition years as Hunter Country Pleasure horses, according to the records of the American Saddlebred Horse Association. May be shown by a professional, amateur or junior exhibitor. To be shown at a walk, trot, extended trot, canter and hand gallop both ways of the ring. For safety reasons, the Saddlebred judge may limit the number of horses required to hand gallop at one time. Entries must be asked both ways of the ring to halt and stand quietly on the rail. To be judged on suitability as a Hunter, manners, performance, quality and conformation. In the line, horses must stand quietly with all four legs perpendicular to the ground. Horses shall be required to back readily in the line.

## Part One – American Saddlebred & Fine Harness Division



### **ARTICLE B305 PARK PLEASURE GENERAL**

#### **1. General**

- a) The Saddlebred Park Pleasure Horse should be stylish with finish and quality and well mannered. The performance should be animated and graceful at all gaits.
  - b) This section is open to professional and amateurs. Horses shown in any class of the division are ineligible to show in the Saddlebred Performance Division (i.e.: Three-Gaited, Five-Gaited, Fine Harness, and Park Horse) or the Saddlebred Pleasure and the Country Pleasure divisions at the same show except they may show in In-Hand or Model classes. Classes in the Park Pleasure division are open to mares and geldings only.
  - c) Country Park Pleasure horses must be plain shod. Permissible as plain shod shall be a shoe (inclusive of caulks), which may be thicker at the heel and may include toe clips and side clips. Also permissible is an eggbar shoe. Not permissible as plain shod; bands, bars, pads of any kind, wedges, lead springs, any attachment that extends below the bottom of the shoe, and any foreign substance not specified as permissible. The sole and entire frog of the foot must be visible. Any animal with prohibited shoeing must be disqualified from further competition at that competition and forfeit all entry fees and winnings.
2. Appointments. A full bridle, pelham or curb, any English –type saddle. For the rider, informal attire with coat and hat or approved protective headgear. Gaudy colours should be avoided. Prohibited: A single snaffle, hackamore, martingale or tie-down.
  3. Judging Procedure. To be judged on manners, performance, presence and quality and conformation. Country Park Pleasure horses must be obedient with prompt transitions and entries must be asked, both ways of the ring, to halt and stand quietly on the rail.

Part One – American Saddlebred & Fine Harness Division

4. Gait Requirements
  - a) Park Pleasure horses are to be shown at a flat walk, trot and canter.
  - b) Country Park Pleasure horses are to be shown at a true flat walk, a park trot, an extended trot, and canter.
5. Classes Offered and Specifications:
  - a) In Park Pleasure classes entries must be shown with a full mane and tail. Horses shown in the Park Pleasure division may wear tailsets or bustles, but may not show with the tail gingered, tied or braced and unset tails will not be penalized. The use of artificial appliances or devices such as chains, shackles, rubber bands, blinkers (except when driving) or blindfolds are prohibited on the grounds before or during the show. Any animal with prohibited equipment must be disqualified from further competition at that show and forfeit all entry fees and winnings.
  - b) PARK PLEASURE THREE-GAITED (mares and geldings only): OPEN, JUNIOR, THREE-YEAR-OLD, MAIDEN, NOVICE, LIMIT, AMATEUR, MASTER: Shown at a flat walk, trot, and canter. Horses must stand quietly and back readily in the up. Judged 75% on manners, performance, performance, presence, and quality; 25% on total conformation.
  - c) COUNTRY PARK PLEASURE THREE-GAITED (Mares and geldings only); OPEN, JUNIOR, THREE-YEAR-OLD, MAIDEN, NOVICE, LIMIT, AMATEUR, MASTER: (see shoeing regulations B302.b) Shown at true flat walk, park trot, extended trot, and canter. Horses must be asked both ways of the ring to halt and stand quietly on the rail. Horses must stand quietly and back readily in the lineup. Judged 75% on manners, performance, presence, and quality; 25% on total conformation.
  - d) PARK PLEASURE DRIVING: OPEN, JUNIOR, THREE-YEAR-OLD, TWOYEAR-OLD, MAIDEN, NOVICE, LIMIT, AMATEUR, MASTER: Shown to a two-wheeled jog cart with driver only. Shown at a flat walk, trot and extended trot, speed to be penalized. Light harness with martingale, bridle with blinkers, snaffle and separate overcheck are required. Horses are required to back. Judged 75% on manners, performance, presence and quality; 25% on total conformation.

## **CHAPTER 4 IN-HAND AND MODEL**

### **ARTICLE B401 GENERAL**

These rules govern all classes where horses are shown in-hand, including open and futurity classes. Special rules for showing in Pleasure In-Hand and Youth Showmanship classes apply.

### **ARTICLE B402 APPOINTMENTS**

1. Entries to be led in the ring and shown in bridle or halter without quarter boots, blinkers, blindfolds or other appliances. **PROHIBITED:** Curb bits and tail sets on weanlings and yearlings.
2. The use of artificial appliances or devices on weanlings and yearlings such as chains, shackles, rubber bands or blindfolds is prohibited on the grounds before or during a competition. Smooth, round leather straps will be allowed prior to entering the competition ring.
3. Blinker hoods with half-cups mounted in the vertical position so as to allow forward vision are allowed on weanlings and yearlings prior to entering the competition ring.
4. Weanlings and yearlings must exhibit with uncut, unset tails; tail sets and bustles worn on the competition grounds in preparation for the competition are expressly forbidden on weanlings. Bustles are permitted on yearlings.
5. Any entry with prohibited equipment must be disqualified and shall forfeit all entry fees and winnings at that competition.
6. Weanlings must be shown unshod.

### **ARTICLE B403 ATTENDANTS**

Only two people per animal are permitted in the ring. Handlers and attendants must be neatly and appropriately dressed in clean and well-fitted clothes. Each may carry or use a whip not exceeding six feet including lash; the lash shall not have been altered in any way. It must be a standard whip of suitable style. **Exception:** A small empty paper bag, a small empty plastic bag or ribbons may be attached to the whip. The small empty bag may be used separately.

### **ARTICLE B404 JUDGING PROCEDURES**

1. Conformation and finish count 50% of the total score. All entries should be judged according to the standards for the ideal American Saddlebred type and conformation. Defects should be penalized. Way of going and natural action count 50% of the total score. All entries should be judged according to the standards for the walk and trot. Undesirable traits should be penalized.
2. All entries should enter the ring, one at a time, showing at the trot.
3. Entries are to be judged individually standing, then at a walk and trot on the lead.
4. Horses should stand squarely on all four feet with the front legs perpendicular to the ground. Rear legs may be placed slightly back, but the handler may be asked to move hind legs under the animal for inspection.
5. If the Judge elects to have a second workout, all horses chosen for the workout should perform at a walk and trot on the lead.

#### **ARTICLE B405 CLASSES OFFERED**

In-Hand classes may include open and amateur divisions for: Weanlings (Colts and/or Fillies); Yearlings (Colts & Geldings and/or Fillies); Two-Year-Olds (Colts & Geldings and/or Fillies); Three-Year-Olds (Three-Gaited or Five-Gaited/Fine Harness Stallions & Geldings and/or Mares); Four-Year-Olds and Over (Three-Gaited or Five-Gaited/Fine Harness Stallions & Geldings and/or Mares); Stallions Suitable to Get (Three-Year-Olds & Over); Sire & Get (Stallion to be shown with two or more of Get); Get of Sire (two or more of Get to be shown); Broodmares (may be divided into mares that have produced foals and mares that have been bred but not produced); Broodmare and Foal; Dam and Produce (Mare to be shown with two or more of produce); Produce of Dam (two or more of produce to be shown).

#### **ARTICLE B406 MODEL**

1. Appointments and Attendants: Refer to Articles B501, General; B502, Appointments; and B503, Attendants.
2. Judging: Horses in Model classes are to be judged according to the standards for the ideal American Saddlebred type and conformation. Defects must be penalized. Entries in Model classes are to be judged on conformation and finish only and are not to be moved on the line; way of going is not to be considered.
3. Judging Procedures: Three-Gaited: Entries must have roached mane and tail and are to be led into the ring wearing a bridle or halter, without quarter boots. Fine Harness and Five-Gaited: Entries must have a full mane and tail and are to be led into the ring wearing a bridle or halter, without quarter boots.
4. Special rules for showing in Pleasure Model classes apply. Refer to Article B301.7 for more information.

## **CHAPTER 5**

### **YOUTH SHOWMANSHIP IN HAND AND EQUITATION**

#### **ARTICLE B501 JUDGING CRITERIA**

In Showmanship classes, the junior competitor is judged on his/her ability to present and show a horse in the ring to its greatest advantage in such a manner as to overcome any conformation faults. Judging is based on:

- 50% Presentation of the horse and showmanship skills
- 40% Condition, grooming and fitting of the horse
- 10% Appearance and grooming of exhibitor.

#### **ARTICLE B502 APPOINTMENTS**

1. Weanling: Leather show halter with matching lead strap.
2. Yearling: Leather show halter or snaffle bridle with matching lead strap. PROHIBITED: Curb bits on weanlings and yearlings.
3. Two-Year-Olds & Older: Double bridle or curb alone. If double bridle is used, the snaffle rein may be removed. If the snaffle rein has not been removed, it should be placed over the horse's withers. The horse is led and presented with the curb rein only.
4. Only a riding whip is permitted, but no appendages such as plastic or ribbon may be used. PROHIBITED: Noise makers, clumps of grass, clickers, quarter boots, blinkers or other appliances.
5. Correct Attire: Jodhpurs or neat, dark slacks, long-sleeved shirt, tie, boots and vest (of any material) or proper western or hunt dress; coats of any kind are prohibited; hats and gloves optional. Clothes and person should be neat and clean.

#### **ARTICLE B503 JUDGING PROCEDURES**

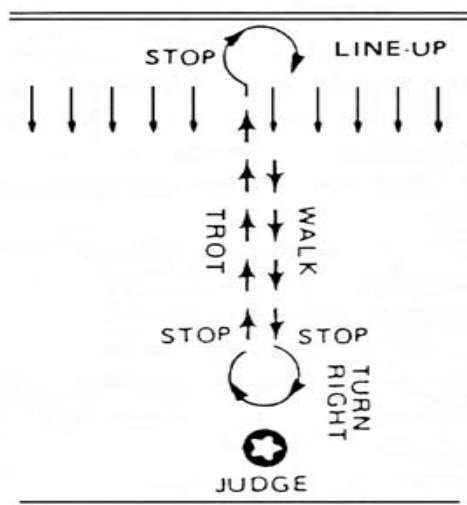
1. Entries should enter the competition ring at the gait requested and lead in the direction indicated by the ringmaster until asked to line up the horse for inspection. A distance of at least ten feet (about two horse lengths) should be maintained between entries, both in circling the ring and in the line-up.
2. The horse must stand squarely with weight distributed on all four feet, hooves pointed straight ahead and with the front legs perpendicular to the ground. The horse's feet may be moved by pulling/pushing on the lead rein as necessary, along with putting the hand on the shoulder and exerting pressure if required. TO BE PENALIZED: Using a foot or a whip to move the horse's feet.
3. The handler should be positioned in front of the horse in such a way as to be able to see the animal and present a full view of the horse to the Judge, being careful to stay out of the Judge's way. The handler should observe both the horse and the Judge at all times and not be distracted by persons or objects outside the ring.
4. The lead shank/rein should be held in the right hand about 12 to 24 inches from the halter or bit. The other end should be neatly held in the left hand. It is permitted to change hands if it is more convenient to put the horse in position or while showing to the Judge.
5. The handler's body should be well-balanced so as to permit free movement and the proper presentation of the horse. Fluidity of motion and a flexible position to work the horse are essential.

Part One – American Saddlebred & Fine Harness Division

6. When the Judge is down the line or is looking at another entry, the handler should stand at the horse's head on the opposite side of the Judge as much as possible. Instructions should be followed promptly and sharply. It is permitted to adjust or mildly correct the horse.

**ARTICLE B504 WORKOUTS**

1. An acceptable standard pattern for the mandatory individual workout:



2. The handler should stand to the horse's left and move off on a loose rein if possible, leading from the left side. A light touch of the whip is permitted, if necessary. The horse should move out briskly and in a straight line. When moving away from the Judge, the horse should be kept in line with the Judge so that the horse's movement can be observed. The horse should be brought to a complete stop at either end of the line before turning. The horse should be turned to the right, away from the handler, at the end of the line.
3. When the Judge is observing other horses, the horse should stand well-posed. The handler should appear alert and showman-like until the entire class has been placed and the Judge has submitted his/her card.
4. The handler should be natural and avoid overshowing, undue fussing and maneuvering, and respond promptly to requests from the Judge or other officials. Courtesy and good sportsmanship should prevail at all times.
5. **TO BE PENALIZED:** Incorrect or dirty attire; poorly groomed and trimmed horses; incorrect or dirty equipment (i.e. keepers out, twisted cheek pieces, etc.); overuse of whips or reins; interfering with other exhibitors; overcoaching from outside the ring; exaggerated, stiff or rigid position; not following instructions.
6. **NOTE:** 4-H regulations may differ from the above. If you are showing in 4-H Showmanship classes, please consult local 4-H rules.

## **ARTICLE B505 EQUITATION**

1. SADDLE SEAT EQUITATION For American Saddlebreds Saddle Seat Equitation rules, refer to the Rules of Equestrian Canada, Section B Chapter 81.

## **CHAPTER 6 GOLDEN**

### **ARTICLE B601 GENERAL**

Classes restricted to Golden American Saddlebred horses shall be shown and judged under the general rules of the Saddlebred Division.

### **ARTICLE B602 SPECIFICATIONS**

1. All horses must be shown with a full mane and tail except Weanlings and Three-Gaited horses which may be shown with a roached mane and tail.
2. The ideal body coat color shall be that of a gold coin. Acceptable individuals may have color variations either lighter or darker. Purity of color is desirable. The mane and tail should be white and the presence of dark hairs will lower the color score. White markings permitted only on the face and legs.
3. PROHIBITED: Stallions in classes for Ladies or Juniors.

## **CHAPTER 7 PARADE**

### **ARTICLE B701 GENERAL**

The Parade horse should exhibit all the good Saddlebred conformation traits and be of sufficient size and substance to carry the rider's weight and Parade equipment easily. Entries may be of any color and are to be shown with a full mane, braided if desired and tail. Tail may be set.

### **ARTICLE B702 APPOINTMENTS**

Horses are to be shown with a western-type, decorative silver saddle and bridle. Breast plates, tapedaros and serapes may be used as additional appointments. PROHIBITED: Tie-down martingales, draw reins, boots and artificial color or markings.

### **ARTICLE B703 JUDGING PROCEDURE**

1. 75% performance, manners, quality and conformation; 25% appointments of horse and rider. Desired characteristics are action, collection and brilliance. Conformation must be considered in Championship Classes.
2. To be shown and judged as follows:
  - a) General. Horses shall enter the ring at a parade gait and shall be shown at both parade gait and animated walk, then reversed at a walk and again be shown at both gaits with martial music wherever possible. It is recommended that entries be asked to halt from both gaits and to walk and Parade alternately to illustrate that they are under complete control.
  - b) Gaits. The animated walk shall be a graceful, four-beat, straight brisk

### Part One – American Saddlebred & Fine Harness Division

movement but not a jog-trot and slow enough to differentiate between the animated walk and the parade gait. The parade gait shall be a true, straight, high-prancing movement, square, collected and balanced with hocks well under, the maximum speed being 5 MPH. It is recommended that a 50-foot stretch be marked off and a horse covering it in less than seven seconds be faulted.

- c) Appointments. Riders shall wear attire which is both colorful and typical of the Old West, of American, Mexican or Spanish origin, consisting of fancy cowboy suit, hat and boots. Spurs, guns, serapes, etc. are optional. Entries shall be shown under stock saddle with silver, Mexican or other appropriate equipment.
- d) Faults. The following shall be considered as faults and shall be penalized: excessive speed, bad manners, switching tail, exaggerated opening of mouth, hard mouth, lugging on bridle and fighting bit, halting or hesitating, zig-zagging or sideways movement, carrying sour ears.
- e) Disqualifications. The following shall be considered as faults and result in disqualifying entries: executing other than specified gaits (i.e. slow gait, dressage steps, canter, pace, running walk, etc.); use of tie-downs, martingales, draw reins, boots and other appliances; any artificial change of color or markings other than mane or tail.

**Exception:** Stallions are prohibited in Ladies and Junior Competitor classes.

### **ARTICLE B704 GAIT REQUIREMENTS**

- 1. The Parade Horse is shown at an animated walk and a parade gait, maximum speed being 8 kph. There should be enough difference between the animated walk and parade gait to distinguish two separate gaits
- 2. Horses may be asked to halt on the rail at any time during the performance part of the class to demonstrate willingness to stand.
- 3. Excessive speed, bad manners, bad mouth, not standing quietly and irregular gaits are undesirable.

### **ARTICLE B705 CLASSES OFFERED**

Open, Ladies, Junior Exhibitor, Amateur (Ladies and/or Gentlemen), Owners, Amateur Owners, Pinto, Palomino/Golden, Solid Color other than Palomino/Golden and Championships.

## **CHAPTER 8 ROADSTER**

### **ARTICLE B801 GENERAL**

The Roadster should have good Saddlebred conformation and be shown with a full mane and tail. Tails must not be gingered or put in a tail brace or any other device. Wagon Roadsters will have more scale and height than Bike Roadsters.

### **ARTICLE B802 APPOINTMENTS**

In Bike and Under Saddle classes, competitors shall wear stable colors, cap and jacket to match. In Wagon classes, competitors shall wear a business suit with a hat of choice. The exhibitor's number must be worn on the driver's back. Approved protective headgear may be worn without penalty.

### **ARTICLE B803 EQUIPMENT**

Roadsters shall be shown to a bike (or wagon) of good appearance and stability. Harness shall consist of bridles with square blinkers, snaffle bit and overcheck, breast collar with straight flaps, with traces made round with flat ends. Reins should be of tan leather and made round up to the handpieces. Quarter boots are optional.

### **ARTICLE B804 JUDGING PROCEDURES**

1. Roadsters must enter the ring clockwise at a jog-trot, then show at the road gait. On the reverse, to be shown at the jog-trot, road gait and then at speed. All three gaits must be considered.
2. Horses shall be shown on the rail at all times except when passing and should go to the far end on every corner without side-reining; should be light mouthed, capable of being taken up at any time, willing to walk and stand quietly when being judged in the center of the ring.
3. Judged on performance, speed, quality and manners. Exception: Manners are emphasized in Amateur and Junior Competitor classes.
4. PROHIBITED: Stallions in Ladies or Junior Competitor classes.

### **ARTICLE B805 GAIT REQUIREMENTS**

At all speeds, Roadsters should work in form (i.e. chins set and legs working beneath them, going collectedly). Animation, brilliance and show ring presence should be evident working at the jog-trot and road gait. UNDESIRABLE: Long, sprawling front action, dragging or trailing hind legs and straddle-gaited action behind, all of which indicate imbalance. Pacey or mixed gait; pacing and racking on turns; or breaking and running on the turns shall be penalized.

### **ARTICLE B806 CLASSES OFFERED**

Classes are offered for Amateurs, Junior Exhibitors, Open, Under Saddle and Championships. Under Saddle classes do not qualify for Bike/Wagon Championships. Classes may be offered for horses shown to a wagon.

## **CHAPTER 9**

### **SADDLEBRED-TYPE PONY**

#### **ARTICLE B901 GENERAL**

Saddlebred-type ponies should resemble the Saddlebred as closely as possible and have the graceful trot and easy canter typical of the breed. They need not be registered with the American Saddlebred Horses Association of Canada Registry, or with the Canadian Livestock Records Corporation. Classes shall follow the standards and specifications set forth in similar classes for Saddlebred horses.

#### **ARTICLE B902 ELIGIBILITY**

1. Ponies must be ridden by Junior Exhibitors; therefore, manners are paramount and the ponies should have agreeable attitudes. PROHIBITED: Stallions in Ladies or Junior Competitor classes.
2. Saddlebred-type pony classes are restricted to mares and geldings 14.2 hands and under. The owner of the pony must possess an EC Permanent Measurement Card or EC Horse Recording with the Record of Measurement completed, for ponies six years old or over, or have an annual temporary measurement form issued at an EC-sanctioned competition, for ponies under six years old.
3. A Saddlebred-type pony must be measured in accordance with Equestrian Canada Rules. Ponies five years of age and under are, and is eligible to compete in classes restricted to Saddle-bred-type ponies if its height does not exceed the maximum after the thickness of the shoe and pad at the heel is deducted from the height indicated on its measurement card or valid measurement form to arrive at a truer height, as though barefoot. In order to obtain a permanent Equestrian Canada measurement card form, Saddlebred-type ponies, if six years of age and over exceed 14.2 hands shod, must be presented for measurement unshod.

**NOTE:** For purposes of protection a 1/4" pad or plate may be nailed to the foot and then deducted from the official measurement.

4. Registered Saddlebred ponies may cross enter into the Saddlebred Horse Division if there are no pony classes offered at that particular competition, in which case this will not affect its pony status for that competition year. If an animal 14.2 hands or under is eligible to compete as a horse in the Saddlebred Division, it may also compete as a horse in other appropriate classes. It cannot, however, compete as a horse in one class and a pony in another class at the same competition.
5. Classes may be divided by age of rider or size of pony:
  - 12.2 hands and under; over 12.2 hands; not exceeding 14.2 hands
  - With or without Championships

#### **ARTICLE B903 CLASS DESCRIPTIONS**

1. **THREE-GAITED SADDLE PONY.** To be shown at a walk, trot and canter. Judged on manners, performance, presence, quality and conformation.
2. **FIVE-GAITED SADDLE PONY.** To be shown at a walk, trot, slow gait, rack and canter. Judged on manners, performance, presence, quality and conformation.
3. **FINE HARNESS PONY.** To be shown at an animated park trot, (speed to be penalized) and at an animated walk; to stand quietly. Judged on manners,

*Part One – American Saddlebred & Fine Harness Division*

performance, presence, quality and conformation. To be shown to a suitable four wheeled vehicle with appropriate light harness with martingale, a bridle with square blinkers, snaffle bit and overcheck.

4. THREE-GAITED COUNTRY PLEASURE PONY. (English Equipment, Western Equipment). To be shown at a walk, trot or jog-trot, extended trot (for English Equipment) and canter or lope. Must stand quietly both on the rail and while lined up and back readily. Judged 75% on manners, performance, presence and quality; 25% on conformation and neatness of attire.
5. COUNTRY PLEASURE DRIVING PONY. To be shown to suitable two- or four-wheeled vehicle with appropriate harness with martingale and blinkers. Drivers under 14 years of age may be accompanied by an adult. To be shown at a flat walk, trot and extended trot (speed to be penalized). Must stand quietly both on the rail and while lined up and back readily. Quarter boots are prohibited. Judged on manners, performance, presence, quality and conformation.

## **CHAPTER 10**

### **DRESSAGE SUITABILITY**

#### **ARTICLE B1001 GENERAL**

1. Horses should give the appearance of having the potential to become a dressage horse. Horses which have competed at First level Dressage or above are not eligible to compete in Dressage Suitability.
2. Form to function to be emphasized. American Saddlebreds/Half American Saddlebreds suitable to Dressage carry a higher set-on neck than the Hunter type, with sufficient length and flexion of the poll. Movement should be free, elastic, active and regular with good push from behind without tension and with a tendency toward an uphill balance.
3. Objective: To confirm that the horse's muscles are supple and loose, and that it moves freely forward in a clear steady rhythm, with purity of the gaits, and accepting contact with the bit. The horse should show lightness of the forehand and engagement of the hindquarters. Resistance and tension of the horse to be penalized. The horse's potential as a Dressage mount is to be considered.
4. Refer to Dressage Division for directives in performance and judging, including Object and General Principles of Dressage, gaits and transitions, impulsion, submission, and position and Aids of the Rider.
5. Entries must be shown with full mane and tail. Tails must not be put in any device (i.e., tailset, bustle or brace) which alters their carriage while on the grounds. The fact that a horse's tail has once been set does not exclude participation. Artificial manes are prohibited. Manes and tails may be braided, secured with thread, yarn, or bands. Ribbons or other decorations are prohibited. Inconspicuously applied hair in the tail is permitted.
6. Professionals may compete in classes designated as Open classes.
7. Class open to stallions, mares and geldings. Junior exhibitors may not show stallions.
8. Trot work to be ridden rising.
9. Horses are placed and no actual scores are awarded.

#### **ARTICLE B1002 APPOINTMENTS**

Entries must be penalized for incomplete appointments but not necessarily disqualified.

1. English equipment: Horses must be shown in a Dressage-type or Hunter-type snaffle bridle with a smooth snaffle bit. Noseband must be a regular cavesson, a drop noseband, a flash noseband, or a figure eight noseband. Saddles shall be English Dressage or all-purpose English type saddle. Dressage type saddle pads are required and should be white or of conservative color
2. Martingales of any type, draw reins, mouth controls, other artificial appliances, boots and bandages are prohibited in competition.
3. Spurs must be made of metal. Only English-style spurs are permitted, as described below. The shank must be either curved or straight pointing directly back from the center of the spur on the rider's boot. If the shank is curved, the spurs must be worn only with the shank directed downwards. However, swan necked spurs are allowed (curved shank directed upwards). The inside arm of the spur must be smooth and one or both arms may have

Part One – American Saddlebred & Fine Harness Division

- rubber covers. If rowels are used, they must be blunt/smooth and free to rotate.
4. Attire shall be a traditional Hunter-style riding coat of conservative color, with tie, choker or stock tie, white or light-colored breeches or hunter jodhpurs, boots or jodhpur boots, a hunt cap, riding hat with a hard shell, derby or top hat. A cutaway coat (modified tailcoat) with short tails is permitted. Protective headgear may be worn without penalty. Gloves of conservative color are recommended. Half chaps, gaiters and/or leggings are not permitted.
  5. One whip no longer than 47.2 inches (120cm), including lash may be carried in all classes.

**ARTICLE B1003 GAIT REQUIREMENTS**

1. Innate quality movement is a priority in Dressage Suitability classes. All gaits should be pure in rhythm, and should be without tension or resistance.
2. Walk. (also normal walk) the rhythm of the walk is four-beats with equal intervals between each beat. The walk is regular, free and unconstrained.
3. Trot. (also normal trot) the rhythm of the trot is two-beats. The trot is free, active and regular. The steps should be balanced and elastic with the horse demonstrating a supple back, suspension, and well engaged hindquarters.
4. Canter. (also normal canter) the rhythm of the canter is three-beats. The canter should be light, cadenced (rhythm with a suitable tempo combined with springy impulsion) and regular. Transitions should be without hesitation and balanced. The canter should always be on straight lines
5. Rein-back. The rhythm is two-beats. The feet are raised and set down by diagonal pairs. The horse should remain calm and obedient, lifting and setting down feet, without shuffling.
6. Lengthening Stride. When a lengthening of stride is requested at walk, trot, or canter, the horse should maintain rhythm, regularity and balance, while reaching with the frame and stride. The rider should maintain contact with the bit, while allowing the lengthening. The strides should be more ground covering and the horse should remain calm and supple.
7. Extended walk. The rhythm is four-beats. The horse covers as much ground as possible, without haste and without losing the regularity of the steps. The hind feet touching the ground clearly in front of the footprints of the forefeet. The rider allows the horse to stretch forward and downwards with the head and neck, but does not release contact with the mouth.
8. Extended trot. The rhythm is two-beats. The horse covers as much ground as possible, while maintaining regularity and balance. The stride lengthens as a result of great impulsion. The rider allows the horse, while remaining on or slightly in front of the bit, to reach with its frame. The forefeet should touch the ground where they point. The transitions to and from should be balanced and smoothly executed.
9. Extended Canter. The rhythm is three-beats. The horse covers as much ground as possible while maintaining regularity and balance. The stride lengthens as a result of great impulsion from the hindquarters and the rider allows the horse to extend the neck, without losing contact with the bit or leaning.

**ARTICLE B1004 CLASSES OFFERED AND SPECIFICATIONS**

## Part One – American Saddlebred & Fine Harness Division

1. Open, Amateur, Junior Exhibitor, Junior Horse, Stallions, Geldings, and Mares. To be shown at the walk, trot, and canter both directions of the ring. Horses may be asked to lengthen stride at any gait. Transitions into and out of the canter will be called for through the trot. Horses will be asked to reverse direction at the trot. Free walk on long rein with horse stretching forward and down to be performed in at least one direction. Horse to stand quietly in line up and may be asked to back at the judge's discretion. To be judged 70% on performance of gaits and transitions, with attention to impulsion and submission, and using the objectives above as reference; and 30% on the rider's position, seat, and effective use of aids.

## **CHAPTER 11**

### **SADDLE-TYPE HORSES AND PONIES WESTERN EQUIPMENT**

#### **ARTICLE B1101 GENERAL**

Open to Stallions, Mares and Geldings. PROHIBITED: Stallions in Ladies or Junior Competitor classes. Entries shall be animated, well mannered and collected. Colorful appearance of both horse and rider is essential. May be of any color or breed. Entries shall be shown with full mane and tail; braided if desired which may be arched, but not vertical. Tie-downs, martingales, draw reins, boots, hip drops, and serapes are prohibited. Stripping of horses is optional. Horses to be shown both ways of the ring at all gaits. All ponies must be ridden by Junior Exhibitors.

#### **ARTICLE B1102 APPOINTMENTS**

Stock saddle, plain or silver, Mexican or other appropriate equipment. Curb chains optional. Rider's attire shall be Western clothing and boots or colourful Parade clothing.

#### **ARTICLE B1103 QUALIFYING GAITS**

1. WALK: Flat footed and elastic.
2. JOG: Square, high going collected and balanced with hocks well under. Emphasis on action.
3. LOPE: Smooth, easy, collected and straight on both leads.

#### **ARTICLE B1104 CLASS SPECIFICATIONS**

1. SADDLE TYPE HORSE, WESTERN EQUIPMENT, OPEN, SOLID COLOUR, PINTO. To be shown at a walk, jog and lope both ways of the ring. To be judged 60% on performance and manners; 40% on conformation and soundness.
2. SADDLE TYPE HORSE, WESTERN EQUIPMENT, LADIES, JUNIOR EXHIBITORS. To be shown at a walk, jog and lope both ways of the ring. To be judged 60% on performance, manners and suitability for a Lady or Junior; 40% on conformation and soundness.
3. SADDLE TYPE HORSE, WESTERN EQUIPMENT CHAMPIONSHIP. To be eligible horses must be entered, shown and judged in any other class in this section. To be shown at a walk, jog and lope both ways of the ring. To be judged 60% on performance and manners; 40% on conformation and soundness.
4. SADDLE TYPE PONY, WESTERN EQUIPMENT, OPEN, 12.2 HANDS

Part One – American Saddlebred & Fine Harness Division

AND UNDER, OVER 12.2 AND NOT EXCEEDING 14.2 HANDS. To be shown at a walk, jog and lope both ways of the ring. To be judged 60% on performance and manners; 40% on conformation and soundness.

5. SADDLE TYPE PONY, WESTERN EQUIPMENT CHAMPIONSHIP, 12.2 HANDS AND UNDER, OVER 12.2 AND NOT EXCEEDING 14.2 HANDS. To be eligible ponies must be entered, shown and judged in any other class in this section. To be shown at a walk, jog and lope both ways of the ring. To be judged 60% on performance and manners; 40% on conformation and soundness.

## **CHAPTER 12**

### **AMERICAN SADDLEBRED AND FINE HARNESS JUDGES**

#### **ARTICLE B1201 GENERAL RULES – AMERICAN SADDLEBRED/FINE HARNESS JUDGES**

1. All EC licensed American Saddlebred/Fine Harness judges are permitted to officiate at any breed sport competition which is not licensed by Equestrian Canada, as independent contractors and are NOT covered by the protection of the EC officials licence. (Refer to Rules of Equestrian Canada, Section A, General Regulations, Chapter 13, Officials.)
2. A judge licensed in the American Saddlebred/Fine Harness Horse Division may judge all classes restricted to entries of the American Saddlebred Breed even though he/she may not be licensed in the Divisions for all types of classes offered.
3. In competitions restricted to entries of one Breed (i.e. American Saddlebred), a Judge licensed in a specific division (i.e. Jumper or Dressage) may officiate in that section only, at that competition in which she/he is licensed, with a Guest card approved by the American Saddlebred Horse Association of Canada.
4. The American Saddlebred/Fine Harness Horse Division does not require American Saddlebred/Fine Harness officials to officiate in one recognized competition within three years after obtaining a licence or for any three-year period thereafter to apply for reinstatement.
5. The American Saddlebred/Fine Harness Horse Division may require testing from time to time.

#### **ARTICLE B1202 AMERICAN SADDLEBRED/FINE HARNESS GUEST CARDS**

1. The issuance of Guest cards in the American Saddlebred/Fine Harness Horse Division must be approved by the American Saddlebred Horse Association of Canada. Competitions requesting such a Guest card shall make application to the Provincial/Territorial Sport Organization. Refer to Rules of Equestrian Canada, General Regulations, Section A, Chapter 13, Officials.
2. Guest cards will be issued for any licensed USEF Registered (“R”) Saddlebred judge.
3. Guest cards will be issued for any licensed EC Recorded (“r”) American Saddlebred/Fine Harness judge.
4. Guest cards may be issued from time to time, to licensed USEF Recorded (“r”) Saddlebred judges, however such Guest card approval must be given by the American Saddlebred Horse Association of Canada.

Part One – American Saddlebred & Fine Harness Division

5. Guest cards may be issued from time to time, to licensed EC or USEF judges not carded in the American Saddlebred/Fine Harness Horse Division, however such Guest card approval must be given by the American Saddlebred Horse Association of Canada.
6. NO GUEST CARDS WILL BE ISSUED TO ANYONE WHO IS NOT A LICENSED EC OR USEF JUDGE AT ANY TIME.

**ARTICLE B1203 LEARNER OR RECORDED AMERICAN  
SADDLEBRED/FINE HARNESS JUDGES**

1. Only one learner or recorded judge is permitted in the ring at any one time acting in that capacity while accompanying a senior judge.
2. It is the learner or recorded judge's responsibility to contact competition management for permission to act in that capacity, and also to obtain consent from the senior judge(s) with whom she/he will be working.
3. Learner or recorded judges have no authority whatsoever in the show ring or as to the merits of the competitors.

**PART TWO**  
**ARABIAN, HALF-ARABIAN, ANGLO-ARABIAN DIVISION**

**CHAPTER 13**  
**ARABIAN BREED STANDARDS AND GENERAL**  
**QUALIFICATIONS**

**ARTICLE B1301 BREED STANDARDS**

Comparatively small head, profile of head straight or preferably slightly concave below the eyes; small muzzle, large nostrils, extended when in action; large, round, expressive, dark eyes set well apart (glass eyes shall be penalized in Breeding classes); comparatively short distance between eye and muzzle; deep jowls, wide between the branches; small ears (smaller in stallions than mares), thin and well-shaped, tips curved slightly inward; long arched neck, set on high and running well back into moderately high withers; long sloping shoulder well laid over with muscle; ribs well sprung; long, broad forearm, short cannon bone with large sinew; short back; loins broad and strong; croup comparatively horizontal; natural high tail carriage. Viewed from rear, tail should be carried straight; hips strong and round; well-muscled thigh and gaskin; straight, sound, flat bone; large joints, strong and well defined; sloping pasterns of good length; round feet of proportionate size. Height from 14.1 to 15.1 hands with an occasional individual over or under. Fine coat in varying colours of bay, chestnut, grey and black. Dark skin, except under white markings. Stallions especially should have an abundance of natural vitality, animation, spirit, suppleness and balance.

1. Natural Arabian Appearance

- a. An “altered” tail is considered to have been proven by an evidential proceeding thus rendering the horse ineligible to enter and compete in any Arabian Division class. No horse may compete in a class in the Arabian Division with a tail carriage that has been altered in any manner or by any means. Violations of this rule are considered serious infractions because such alterations constitute misrepresentations of the breed type.
- b. An “unnatural” tail is deemed, by a judge’s opinion, to be carried in a manner not consistent with typical Arabian or Half-Arabian type. Judges are required to penalize a horse exhibiting unnatural Arabian appearance (unnatural tail carriage). Conversely, horses with natural Arabian appearance (tail carriage) showing expression that is not angry or offensive shall not be penalized. A horse’s tail carriage shall be considered “unnatural” when it is obviously and consistently carried in an unnatural manner throughout its performance in a class.
  1. In all non-scored classes, a horse exhibiting unnatural Arabian appearance (tail carriage) must be penalized and placed at the bottom of the class.
  2. In all scored classes, a horse exhibiting unnatural Arabian appearance (tail carriage) must be assessed a 10-point penalty.
- c. False tails or hair extensions are prohibited, and any horse found to be exhibiting with such during the competition will be disqualified and the

Part Two – Arabian, Half-Arabian, Anglo-Arabian

Show Committee shall bar the trainer and the horse found in violation of this rule from further participation for the remainder of the competition, and the owner(s) shall forfeit all entry fees and winnings for that horse for the entire competition

- d. A wry tail (a breeding fault) or one carried in an unnatural fashion, judges must consider it as a fault in adjudicating breeding and in-hand classes.

**ARTICLE B1302 AHA SHOWS AND EC/AHA MEMBERSHIP**

1. AHA SHOWS.

- a) Arabian competitions must be run under Equestrian Canada rules in order to qualify for recognition by AHA for their qualifications and programs.
- b) In Regional, National and AHA Recognized competitions these rules are to read in conjunction with the AHA Handbook. AHA Records & Qualifications for Eastern & Western Breeders Championships, Regional and National Competitions are the responsibility of the Arabian Horse Association. Scoring procedures in multi-judge panels will be the responsibility of AHA.

ARABIAN HORSE ASSOCIATION: ~~10805 East Bethany Drive, Aurora, Colorado 80014 2605.~~ 6030 Greenwood Plaza Blvd, Suite 100, Greenwood Village, CO. 80111 Phone: (303) 696-4500. Fax: (303) 696-4599. AHA Judges & Stewards Commissioner, ~~P.O. Box 440949, Aurora, Colorado 80044 0949.~~ Phone: (303) 696-~~4539.~~ 4537. Fax: ~~(303) 696 7878.~~  
[www.ArabianHorses.org](http://www.ArabianHorses.org).

2. EC and AHA Membership.

- a) For EC-sanctioned shows, an Equestrian Canada sport licence is required. See chart A216:
  - i) An EC Bronze or Silver licence with Provincial/Territorial (PTSO) membership.
  - ii) ~~EC Temporary Sport Licence for the day of the show~~
- b) For EC-sanctioned/AHA approved shows: Owners, trainers, riders, drivers and handlers must be current members of AHA and EC at the time of entry and at the time of showing. EC sport licence is required as outlined above.. AHA membership is required by one of the following:
  - i) AHA membership through an Affiliated Club
  - ii) AHA membership directly through AHA
  - iii) Single Event membership for the day of the show

**Exception:** Eastern/Western Canadian Breeders Championships, Regionals and Nationals where competitors must prove AHA membership in order to compete.
- c) When multiple individuals are listed as owners of the horse, only one individual is required to be a member
- d) Family – for competition purposes, the term “family” includes husband, wife, parent, step-parent, child, brother, step-child, sister, half-brother and sister, aunt, uncle, niece, nephew, grandmother, grandfather and in-laws of the same relation as stated above. “Wife or “husband” may include those who are co-habiting but not married by law.

3. Eligibility to Compete – competitor requirements

- a) Each participant in an Arabian Horse Association recognized Arabian,

Part Two – Arabian, Half-Arabian, Anglo-Arabian

Half-Arabian/Anglo-Arabian division/competition, at the time of entry into a competition must submit a copy of a valid AHA membership/competition card (exception: this requirement is optional if indicated as such in the prize list), join AHA or pay an AHA single event membership. A copy of the registration papers showing the current owner of record with the Arabian Horse Association may be optional as indicated in the prize list. If required, the copy must be submitted with the entry form at the time of making entry; competition management is responsible for notifying exhibitors of this requirement.

- b) When an agent signed for the owner at an AHA recognized competition, both the owner and agent must be members of AHA or pay an AHA single event membership.
  - c) Single Event membership is not acceptable at AHA Regional or National competitions, or Eastern or Western Canadian Breeders competitions.
  - d) Competitors in lead line classes or parents/guardians signing for minors are exempt from AHA membership requirements.
  - e) Competitors in walk-trot classes are exempt from AHA membership requirements at qualifying competitions but must have an AHA membership with competition card at AHA Regional and National competitions.
4. The Person(s) responsible under Equestrian Canada rules must be 18 years of age or over and sign as Trainer on the Entry Form.
5. A horse that is transferred, within a competition year, back to a previous owner or a previous owner's family member, or to any of a group of previous owners, is not eligible to be shown in classes restricted to amateur and/or junior owners at any AHA or EC-Recognized competition or Arabian division competition in any country with a Federation Recognized under AHA rules. This restriction applies for a twelve month period starting with the date of transfer back to a previous owner as defined above.
- In the case of a sale or lease, it is required that a contract of the sale or lease, or statement from owner be submitted with the copy of the registration papers.

## **ARTICLE B1303 AMATEUR STATUS**

1. All competitors no longer eligible to compete as junior exhibitors competing in EC amateur classes must possess a current amateur card.
2. A person competing in EC amateur classes must hold a valid EC Sport Licence, have a current amateur card and adhere to the following guidelines:
  - a) An EC amateur may accept remuneration for instruction of or coaching of the disabled or beginner/learner.
  - b) An EC amateur may not accept remuneration for training a horse or for showing a horse at any EC sanctioned competition. See Glossary for definition of “Remuneration”.
  - c) An EC amateur may not accept remuneration for coaching any person to ride or drive a horse, including riding or driving clinics and seminars.
  - d) An EC amateur may not train or show a horse, or instruct a rider or driver, when remuneration for this activity will be given to a corporation or farm which he or she, or his or her family, owns or controls.
  - e) An EC amateur may not act as an agent nor accept commissions for the sale, purchase and/or lease of a horse.
  - f) EC amateurs may not use their name, photograph or any form of a personal association as a horse person in connection with any advertisement or article sold.
  - g) An EC amateur may not enter into any form of sponsorship agreement that is in conflict with the provisions of this Article.
3. Amateur Status must be declared at the time of purchasing the annual Sport Licence and will be in effect for that calendar year. Persons who have not engaged in any of the activities in B1303 during the two preceding competition years may apply for an Amateur Card.
4. USEF members who are eligible to compete as amateurs are eligible to compete in EC amateur competitions. Proof of Amateur status must be submitted with entries to EC sanctioned competitions.
5. If the status of an EC certified amateur is challenged, such challenge is subject to EC rules regarding official complaints. See Chapter 12 – General Dispute Resolution and Protests at EC-sanctioned Competitions.
6. See Article A1302.8 regarding remuneration of officials and Section F which forbids the offering of prize money in equitation, horsemanship and showmanship classes.
7. Application for EC Amateur Status
  - a) Amateur status is issued by EC.
  - b) Certification of amateur status is issued annually on EC Sport Licence cards.
  - c) All persons wishing EC amateur status must complete and sign application/renewal form affirming their eligibility.
  - ~~d) Eligible amateurs can complete a Temporary Sport Licence form, sign the Temporary Amateur Affidavit portion, and exhibit at that competition as an amateur.~~
8. Amateur Status
  - a) Horses entered in amateur owner and junior owner classes must be registered in the name of the competitor or a member of the competitor’s family, as defined by B1302.2.b (Horses registered in a farm/ranch/syndicate/ partnership/corporation name may be shown in Amateur Owner classes provided the family is the sole owner of the farm

Part Two – Arabian, Half-Arabian, Anglo-Arabian

or entity. The sale of a horse does not eliminate this registration requirement. (Contracts of Sale or Bill of Sale will not be accepted in Owner classes.)

- b) Every competitor must be an amateur and the owner, or an amateur member of the owner's family
- c) Owners' classes may be restricted to riders, drivers or handlers who are no longer eligible to compete as a junior exhibitor.
- d) Combined ownership is permitted in Junior Owner's or Amateur Owner's classes under the following conditions:
  - 1. Two distinct non family owners may co-own a horse and show that horse in Junior Owner or Amateur Owner classes except that no family member of a professional may enter into this relationship. 'Non family owners' are defined as two distinct individuals who are not related as family as defined by US Equestrian or Equestrian Canada.
  - 2. A Horse that is co-owned by the two distinct non family owners must be registered with Arabian Horse Registry of America, Half Arabian Horse Registry, Anglo Arabian Horse Registry, Canadian Arabian Horse Registry or Canadian Partbred Arabian Registry, or other registry approved by the Arabian Horse Association as an "and" ownership relationship. An "or" ownership relationship does not enable two distinct non family owners to show in Junior Owner's or Amateur Owner's classes.
  - 3. The right to show horses in Junior Owner or Amateur Owner classes when there are two distinct non family owners registered as the owners of said horse, does not extend to the family of these distinct non family owners.
  - 4. In order to show in Junior Owner or Amateur Owner classes both distinct non family owners must be members of US Equestrian or Equestrian Canada and hold valid amateur cards or be juniors or a combination of amateur and junior.
  - 5. Both distinct non family owners must be individuals, no Farm or Corporation co-owned horses are eligible.
  - 6. No family member of a distinct non family owner may receive any remuneration in relation to the co-owned horse as defined in Equestrian Canada B1303.
  - 7. Horses co-owned by more than two distinct non family owners cannot be shown in Junior Owner or Amateur Owner classes.
  - 8. If the co-ownership relationship is terminated, that horse is not eligible to be co-owned by another distinct non family person for the remainder of that show year as defined by US Equestrian. The remaining owner and his or her family members are eligible to show in Junior Owner or Amateur Owner classes.

Part Two – Arabian, Half-Arabian, Anglo-Arabian

9. A horse that is co-owned by the two distinct non family members cannot be shown in a Maturity and or Jackpot classes at any AHA National Championship Show.
  10. An individual AHA Affiliate Association/club may elect to not allow horses that are co-owned by two distinct non family members to compete in classes designated for Amateur Owner or Junior Owner for which they offer prize money, Futurity, or other restricted classes, with payouts greater than \$2,500.00 per class.
  11. An individual member may only enter into two distinct co-owner relationships and compete with these arrangements in Junior Owner or Amateur Owner classes at USEF/EC approved shows. Arrangements with other individuals, same or otherwise, for purposes other than competing in USEF/EC approved shows in Junior Owner and Amateur Owner classes, are not impacted.
- e) Leased horses are not eligible. (Contracts of Sale or Bill of Sale will not be accepted in Owner Classes.)

**ARTICLE B1304 GENERAL**

1. Horses shown in this division must have been issued a certificate of registration from the Canadian Arabian Horse Registry, the Arabian Horse Registry of America, Inc. or the Arabian Horse Association or if under one year of age, be eligible for registration and registration applied for and must be entered under their full registered name. Half-Arabian and Anglo-Arabians refer to Section B, Chapter 41 for registration requirements. Only weanlings that have had registration applied for may show without registration papers. A copy of the registration papers showing proof of ownership must be submitted with entry form at the time of making entry; competition management is responsible for notifying competitors of this requirement. In the case of a sale or lease, it is required that a contract of sale or lease, or statement from owner be submitted with the copy of the registration papers. **Exception:** Horses under one year of age that are eligible for registry and registration applied for.
2. In classes restricted to “owners”, registration papers must reflect the name of the competitor or member of the immediate family or proof from the registry that ownership transfer is in the process of being issued. Horses registered in a farm/ranch/syndicate/partnership/ corporation name may be shown in amateur/owner classes provided the family is the sole owner of the farm or entity.
3. All entries, except entries in equitation and showmanship classes must be serviceably sound. All entries must be in good condition Horses with loss of sight in one eye may compete in performance classes and Performance Halter classes only.
4. Horses must wear a long, natural, unbraided mane (with or without clipped bridle path), and a natural, unset, unaltered/ungingered tail. No horse may compete in a class in the Arabian or Half/Anglo Arabian Division with a tail carriage that has been altered in any manner or by any means. Violations of this rule are considered serious infractions, because such alterations constitute misrepresentations of the breed type.  
**Exception:** Horses shown in Hunter, Show Hack, Jumper, Dressage, ~~or~~ Sport

## Part Two – Arabian, Half-Arabian, Anglo-Arabian

Horse or Western Dressage. Appointments, or where permitted under the discipline rules are permitted to show with a shortened, pulled, braided mane and tail and Cutting horses with a shaved or roached mane. Horses with dead or flaccid tails or who exhibit evidence of constricting device on tail must be severely penalized or eliminated from judging consideration. The use of glitter on or in the mane, tail, hair or hooves is prohibited. Any change of colour or markings is prohibited. Only clear grooming materials are allowed on hide and hair. Materials may be used to remove stains. Colouring of the chestnuts is prohibited.

5. Horses must be shown without artificial appliances. Anything that alters the intended use of equipment as provided for in the description of appointments for a given class is considered to be an artificial appliance. This includes but is not limited to nasal strips, tongue ties and/or mouth ties. EXCEPTION: A single inconspicuous tongue tie, made of soft material, is permitted in the show ring for any horse competing in Park, English Pleasure, Country English Pleasure, Mounted Native Costume, English Show Hack, Formal Driving, Pleasure Driving, Country Pleasure Driving and Saddle Seat Equitation and for use by any horse competing in Ladies Side Saddle in English Show Hack attire or in English attire Walk-Trot/Walk-Jog 10 & Under in English attire and ATR/JTR/AATR Walk-Trot/Walk-Jog 11 and Over in English attire).

Gag bits are prohibited **Exception:** Jumper classes.

Boots and bandages are prohibited except in Jumper, Hunter Seat Equitation over Fences, Reining, Cutting, Working Cow, Reining Seat Equitation and Gymkhana classes. Action produced by artificial methods must be penalized. The use of leg chains, rollers, hock hobbles or similar devices on the show grounds during or before a show are prohibited and the show committee shall bar violators from further participation for the remainder of the show, and they shall forfeit all entry fees and winnings for the entire show. Ear plugs are legal, EXCEPT in Dressage classes, Chapter 23.

6. Electronic communication devices used for the purpose of coaching, etc., between competitors and individuals outside the ring, shall be prohibited in all classes in the Arabian division resulting in elimination of the exhibitor. Exempt from this rule are handicapped riders who have submitted written proof to EC Steward, who must accompany the transmitter throughout the class.
7. **SHOEING RESTRICTIONS BASED ON AGE OR CLASS IN WHICH EXIBITED**
  - a) Horses under two years of age must be shown barefoot. Horses two years of age may be shown with shoes; however the use of bar shoes or pad(s) of any configuration between the hoof and shoe is strictly prohibited. Horses three years of age, may not have any type of bar shoe.
  - b) Any machine made (keg) or handmade shoe made from magnetic steel, mild steel, aluminum, rubber or other non-metallic material is allowable. No part of the shoe may exceed the dimensions of 3/8 inch thick by 1 1/8 inches wide (nail head and/or toe clips are not considered when measuring the shoe). Gauges are available through AHA or a caliper may be used. The gauge must fit over the outer rim of the shoe as well as any bar attached to the shoe. Aluminum, rubber or other non-metallic shoes are exempt from dimension requirements for the Arabian, Half/Anglo Arabian Division. Shoes made of tungsten carbide are prohibited.

Part Two – Arabian, Half-Arabian, Anglo-Arabian

The shoe may be of any type and configuration except in the case of a bar shoe, there may only be one bar, which in the case of a straight bar, can be located anywhere within the circumference of the shoe; or an egg bar, an uninterrupted oval shaped shoe. The bar is part of the shoe and must not exceed the dimensions of 3/8" thick by 1 1/8" wide at any point on the shoe, nor may the bar extend below the ground surface of the shoe.

All horses competing in the Arabian, Half-Arabian, Working Hunter, Jumper, Dressage, Dressage Seat Equitation, Eventing, Combined Driving Pleasure (Carriage) Driving, Sport Horse, Reining Seat Equitation and Working Western Sections shall be exempt. Sliding plates (which are only on the rear hooves) are not required to meet dimensions stated in B1304.7.b while competing in classes outside the Working Western Section but the remaining applicable shoeing regulations within B1304 must be met.

This DOES NOT exempt horses that are cross-entered into any other classes from compliance with applicable shoeing requirements while competing in those classes.

- c) Maximum length of toe for Purebred Arabians is 4-3/4 inches and for Half/Anglo Arabians, maximum toe length is 5 1/4 inches which includes shoes and any pad(s) present.

**Method of measuring Toe and Heel, Shoe and Pad.**

Using a 6 inch metal ruler, the length of the toe is determined by measuring the front of the hoof, in the centre, from the **HAIRLINE** to the ground. **HAIRLINE** is considered the origin of the hair at the coronet band. When a horse is shod with a toe clip that might interfere with measuring in the exact centre, measure as close as possible to the side of the clip.

The height of heel is determined by measuring from the **hairline** to the ground, with the ruler perpendicular to the ground.

**Shoes are measured with an accurate gauge.**

- d) The introduction of any foreign material, INCLUDING HEEL SPRINGS within the pad, between the pad and shoe or between pad and hoof (other than accepted packing material such as oakum and pine tar, silicone, foam rubber, etc.) is strictly prohibited. Materials with anti-concussive qualities (such as rubber, silicone, latex, etc) designed to add additional weight or enhance action may be used between the pad and hoof for additional support provided such material does not extend beyond the inner rim (edge) of the shoe.
- e) At the discretion of a Judge or Steward officiating at a recognized Arabian competition or at the request of the Show Committee, inspection (including measurement of hoof length, and pad presence) may be required, including removal of the shoe for further inspection; cast shoes and pads shall be inspected. Said inspection shall be performed by a ~~licensed~~licensed steward or judge designated by the show committee. Inspection can include but is not limited to, visual, x-ray, metal scan or manual separation of pads. Any trainer, competitor and/or agent of a horse subject to the inspection each may request to be present and heard while said inspection is being performed by said ~~licensed~~licensed official(s). Prior to any disqualification and/or other penalties imposed on a horse at a competition, the inspecting officials shall make reasonable efforts to notify and have

Part Two – Arabian, Half-Arabian, Anglo-Arabian

present the owner(s) and trainer(s) of said horse, or agent(s) at the inspection. The inspecting officials shall take possession of any shoe, and/or pad and measure the shoe and pad(s) with an accurate set of gauge or caliper. Measurement of hoof length and pad(s) shall be made in accordance with this rule. In the event that the inspecting officials find a violation of the shoe measurement, hoof length and/or pad presence the horse shall be disqualified for the remainder of the competition, and the owner shall be required to forfeit all prize money, sweepstakes and trophies, entry fees, ribbons, and points won at said competition by said horse. Additionally, if any forbidden foreign material is found between the pad and/or shoe, or pad and hoof, within the pad, and/or the pad composition is in violation of the rule, the steward shall file a charge against the owner(s) and trainer(s) with the EC Hearing Committee in accordance with the General Rules and a hearing shall be held in accordance with the General Rules. The trainer of a horse found to be shod with any forbidden material as described, is subject to whatever additional penalty or penalties are assessed by the Hearing Committee following a hearing. Said trainer may be fined and/or suspended from all competitions for a period of one month and up to one year for the first offense, said suspension to be served at any time at the discretion of the Hearing Committee. The horse and/or the owner may be suspended for any period of time specified by the Hearing Committee.

- f) If any horse casts a shoe, the shoe must be immediately measured by the Judge or Steward at Arabian competitions. Cast shoes from the time of entering the arena until exiting the arena are subject to the same shoeing regulations. A competitor may not be excused from the ring until the Judge is satisfied that the horse has not cast a shoe. Duct tape may be used for emergency repair.

A horse cannot be barred from the ring because of being unshod but, in classes in which it is common practice for all horses to be shod, a barefoot horse may be penalized at the Judge's discretion.

- 8. a) Arabian competitions do not require Horse Recordings in the Hunter/Jumper Equitation or Dressage divisions.
- b) Course Designers are not required to be ~~licensed~~licensed by EC but must have shown their expertise at past competitions. They or a qualified representative must be on-site at the competition for construction of the course(s).
- 9. One horse classes do not affect the eligibility for Maiden, Novice and Limit classes.
- 10. Contrary to the stated EC Junior age eligibility in other disciplines, junior age eligibility described under this Division is in accordance with the Arabian Horse Association. (See Glossary, "JUNIOR/YOUTH")

**ARTICLE B1305 REQUIREMENTS FOR COMPETITION  
MANAGEMENT**

- 1. Trail, Sport Horse In-Hand and Working Hunters may be run on open cards. Horses in Working Hunter classes would still have to be jogged for soundness for each class when required.
- 2. Competitions may offer classes restricted to Arabians and/or Half-Arabians and/or Anglo-Arabians. The breed restrictions must be clearly published in the

### Part Two – Arabian, Half-Arabian, Anglo-Arabian

prize list for the benefit of all potential exhibitors. Purebred Arabians may be shown with Half-Arabians and Anglo-Arabians only in Gymkhana, Jumper, Carriage Pleasure Driving, Eventing, Equitation and Dressage events. Any class where the prize list permits Purebreds to be shown together with Half-Arabians and Anglo-Arabians will not count towards EC National awards, AHA qualifications or programs.

**Exception:** In Provincial/Territorial and Fairs competitions, classes may be combined when numbers require.

3. All Futurity classes are indicated as local unrated classes. Procedures for conduct of futurity classes must be printed in the prize list. Show Committees may state these classes are run under same specifications as EC point classes. These classes may not be designated qualifying classes for any Championship.

**Exception:** Futurity Championships.

4. Classes may be added to a competition following distribution of the prize list only if a major omission has been made in error and the licensing associations have been notified. Competitors must be notified at the show office and no post entry fees will apply
5. “To be announced” classes must be listed as potential classes with appropriate time slots during the schedule. If competition management deems it necessary to add classes up to five days prior to the competition, competition management must advise competitors of the additions upon check in, post notices in the competition office and make appropriate announcements during the competition.
6. Show schedules of classes can only be altered provided all competitors are notified and after all efforts have been made to adhere to the original list of classes posted.
7. Concurrent competitions. Up to 2 classes with identical AHA class codes may be adjudicated concurrently in a single arena utilizing 2 judges with placings for each judge during and AHA/EC Recognized Competition (Exception: Working Hunter, Trail and Sport Horse In-Hand may be run on open cards. Horses in Working Hunter classes would still have to be jogged for soundness for each class when required.) Note: Only One Res. 9-90 fee will be paid for the two placings.
8.
  - a) Conflict of interest for Arabian competitors under Articles A1403 and A1404 will be 30 days.
  - b) Judges’ trainer(s) or trainer(s)’s clients may not compete in divisions/disciplines/sections at which the judge is officiating.
9. Contravention of the rules listed in the Equestrian Canada Arabian division or the competition prize list is cause for elimination of the person(s) responsible and the horse.

### **ARTICLE B1306 CONDUCT AND SPECIFICATIONS**

1. Time Out. In all performance and breeding/in hand classes, a suspension of judging may be requested by a competitor or directed by the judge(s).
  - a) A Competitor is entitled to request only one time-out during a class for a period not to exceed 7 minutes in aggregate in order to make adjustments or to repair broken equipment or to rectify a similar condition or to replace a shoe.

**Exception:** Working Hunter, Jumper, Dressage division including Dressage Seat Equitation, Combined Training, Reining, Western

Part Two – Arabian, Half-Arabian, Anglo-Arabian

Horsemanship, Western Seat, Hunter Seat Equitation and Reining/Western Seat

- b) To request a time-out for any such emergency, the competitor must go to the centre of the ring (if possible) and/or be acknowledged by the Judge. The announcer will declare that a request for time-out has been made and permission granted; time will be taken from the moment such announcement is made.
  - c) If a horse casts a shoe in a class, time starts (after measuring has concluded) when the farrier or his assistant places his/her hand on the horse's leg. No more than three minutes will be allotted to find a shoe and if the shoe is not found, the competitor may elect to continue or withdraw. If a horse is removed from the ring for the purpose of shoeing, the Steward or Judge shall accompany and remain with the horse until it is returned to the ring or excused from the class.
  - d) Two attendants are permitted in the ring to assist a competitor during his/her time-out. If at the expiration of the 7 minutes the repair has not been made, the competitor may proceed as is or be eliminated. The Steward or Judge is responsible for timing unless an official timer is present.
  - e) Competitors who are not involved in a time-out may make minor adjustments that can be performed with the assistance of one attendant and not be charged with a time-out.
  - f) At any time if the Judge(s) considers it necessary he/she may call for a time-out. Said time-out may be charged to a competitor who, in the Judge's opinion, is responsible for the suspension of judging as long as the competitor is so informed by the Judge prior to calling the class back to order.
- 2. Any action(s) against a horse by an exhibitor, which are deemed excessive by a Judge, EC Steward or Show Veterinarian, in the show ring or anywhere on the competition ground may be punished by official warning, elimination or other sanctions which may be deemed appropriate by the Show Committee. Such action(s) could include, but are not limited to excessive use of whip, spurs, or hazing. Also refer to Article A516.
  - 3. Judges must eliminate from judging consideration any horse who shows aggression or discontent towards its handler, rider or any person in the ring, or who appears unfocused.
  - 4. Horses showing signs of undue stress or inhumane treatment must be penalized. The exhibition of a horse that has a cut or abrasion showing clear evidence of fresh blood in the mouth, nose, chin, shoulder, barrel, flank or hip area must be considered to be ineligible to receive an award in that class.
  - 5. Whip abuse. Any person reported to show management as abusing a horse with a whip or other such device, whether it be in the stabling area, hitching ring or show ring; or causing such disturbances as to affect the conduct and safety of other horses and/or competitors and/or spectators, shall be liable for disciplinary action. Such action may vary from warning to expulsion from the show, to suspension from a number of shows, to a report to EC and AHA. No abuse of a horse will be tolerated. In the event that this division fails to have a rule to cover a situation or where the rule is contradictory or ambiguous, then the Steward/Judge/Official shall refer to the current EC General Regulations and AHA Handbooks for guidance. Judges must excuse from the ring any entry with a visible whip mark or evidence of blood in the mouth or on the sides, from

Part Two – Arabian, Half-Arabian, Anglo-Arabian

spurs or other sharp objects. A whip mark or welt is an inflammation of skin and subcutaneous tissue resulting in a swelling and in extreme cases is an abrasion or laceration. The cardinal signs of inflammation include heat, pain (sensitivity to palpation), and swelling. In a class that is judged by more than one Judge, if a Judge in that class believes that an entry has a whip mark, that entry must be examined by all Judges of that class and each Judge must determine if a whip mark exists. If a majority of the Judges of that class determine that a whip mark exists, then the entry must be excused from the ring, according to the specifications set forth in this Article. If a majority of the Judges determine there is not a whip mark, each Judge who is of the minority opinion and shall have the authority to eliminate said entry from further consideration.

6. A judge must order from the ring any unruly horse or one whose actions threaten or endanger other competitors or their entries.
7. Approved Protective Headgear\* or Safety Vests may be worn without penalty by any competitor in any section of the Arabian Division, and is strongly recommended for safety. Approved Protective Headgear is mandatory over Fences anywhere on competition grounds. Where the Arabian rules specify other headgear (e.g. western hats, derbies, etc) Arabian rules supersede the general rules of Approved protective headgear rule for juniors. It is the responsibility of the rider, or the parent or guardian or trainer of the junior competitor to see that the headgear worn complies with appropriate safety standards for approved protective headgear intended for equestrian use, and is properly fitted and in good condition, and the Federation, Show Committee and ~~Licensed~~Licensed Officials are not responsible for checking headgear worn for such compliance.
8. Two Minute Gate. In collective classes, the gate will close two minutes after the first horse enters the ring or in cases with large classes taking more than two minutes after the entry of the final horse in a continuous string of horses.
9. Competitor numbers must be worn in the paddock or warm-up area prior to the class and in the show arena during competition. Failure to wear a competition number during the class MAY result in disqualification of the entry by the judge.
10. For rules not covered in the Equestrian Canada rulebook in regard to Arabian Competitions, the following chapters of the current AHA Handbook govern:-
  - a) Chapter 11 AHA Recognized Qualifying Shows and Events
  - b) Chapter 12 AHA Open Qualifying Competitions
  - c) Chapter 16 Arabian Breeders Sweepstakes Program
  - d) Chapter 17 National Breeding and In-Hand Futurity Program
  - e) Chapter 18 National Performance Futurity and Maturity ProgramThe Handbook is available through AHA or can be viewed on the AHA website at [www.arabianhorses.org](http://www.arabianhorses.org)
11. Falls.
  1. The fall of a horse and/or rider does not disqualify the competitor unless due to bad manners of the horse except as stated for specific classes.
  2. A rider is considered to have fallen when he is separated from his horse that has not fallen, in such a way as to necessitate remounting or vaulting into the saddle.
  3. A horse is deemed to have fallen when its shoulder and/or hip and/or underline touches the ground.

Part Two – Arabian, Half-Arabian, Anglo-Arabian

4. Dressage, Dressage Seat Equitation, English Show Hack, Hunt Seat Equitation over obstacles, Hunt Seat Equitation not to jump, Jumper, Reining Seat /Western Seat Equitation/Horsemanship, Western Pleasure, Sport Horse Under Saddle, Sport Horse Show Hack and Working Hunter a fall **eliminates** the competitor.
  5. Reined Cow, Working Cow Horse, Reining, Trail and Western Riding, a fall results **0 score**.
  6. Gymkhana – fall results in **disqualification**.
  7. Saddle Seat: Falls do not necessarily cause elimination, but are penalized at the discretion of the judge(s).
- \* See the Glossary, “Headgear Standards”.

## CHAPTER 14 BREEDING/IN-HAND

### ARTICLE B1401 GENERAL

1. Horses must be serviceably sound i.e. horse must not show evidence of lameness, broken wind or complete loss of sight in either eye. The official Veterinarian's decision, if requested by the Judge as to the serviceable soundness of a horse (i.e. whether the horse shows evidence of lameness, broken wind, or complete loss of sight in either eye), will be final for the purpose of awarding ribbons in the class for which he has been called. Transmissible weaknesses shall be considered a serious fault in breeding stock. Colts and stallions two years old and over must have both testicles descended. A wry or flaccid tail or one carried in an unnatural fashion is a breeding fault, and judges must consider it as a fault in adjudicating breeding and in-hand classes. No product shall be applied to a horse's hoof to hide or conceal a conformation defect. Only clear or transparent products may be used on the hooves of horses while being shown in breeding and/or in-hand classes.

The one specified person assisting with entrance of in-hand horses into the ring will be allowed to use **only** the same length whip and appendages as are currently allowed for the individual handling the horse. **Rule reference B1401.4** The specified person **will not hit or use any other objects, such as trash cans, walls, etc., to make any noise.** The use of plastic or paper bags of any type or size is prohibited in assisting with entrance(s) into the arena.

It is the responsibility of Show Management, along with the EC Steward(s) to advise the "specified person" of this policy and their role.

2. In-hand classes for geldings may be offered. To be shown and judged under the provisions of Article B1402.4.b.
3. A suitable headstall equipped with throatlatch is mandatory. Horses shown braided must be shown in hunter, show hack or dressage bridle, plain leather show halter or leather stable halter.
4. Use of Whips. A whip or crop is optional, at the discretion of the handler. Excessive use of the whip or actions that may disturb other entries shall be severely penalized by the Judge. Small appendages (no more than 12 inches in length) of ribbon, plastic, etc. are permitted. One whip or crop per handler allowed, however, whips are not mandatory and handlers are allowed to use items such as grass, hat, and/or treats to maintain horse's attention. Whips are to be no longer than 6 feet including snapper, lash or appendage.
5. Drug Fees will be applicable at EC/AHA Regional and National Shows.

### ARTICLE B1402 CONDUCT AND SPECIFICATIONS

1. At Regional and National shows the order of go is determined and posted by the birthdate – oldest to youngest – including post entries.

Competition management, utilizing the Arabian Scoring System, shall have the option of choosing one of three class procedures:

In the Ring Class Procedure,  
Exit Ring Class Procedure, or  
Combined Ring Procedure.

- a) IN THE RING CLASS PROCEDURE

Part Two – Arabian, Half-Arabian, Anglo-Arabian

- (i) Judging begins when the first horse enters the ring and its movement is being evaluated and scored. The horse shall enter at a trot and at the handler's discretion may either proceed directly along the rail, or trot a counter-clockwise circle at the in-gate end of the arena and then proceed along the rail to the far end of the arena. Upon each horse reaching the designated position at the far end of the arena, they are to remain relaxed. The judge(s) will then ask for the next horse to enter the ring. When all horses have entered the ring the horses shall be asked to walk collectively counter-clockwise and/or clockwise past each (and all) judge(s). They shall walk in a relaxed manner on a loose lead with the handler at the side of his horse, whips down. The lead line must maintain a discernible drape and the handler must not place his hand on the chain or close enough to in any way restrict the natural head and neck motion. The handler may not unnecessarily impede the forward motion of the horse while at the walk. Following the cessation of the walk all horses shall relax within the ring and only the horse 'on deck' shall be prepared to show.
  - (ii) Each horse shall be led to the judge(s) at the walk and presented for judging. In order to satisfy a proper presentation to the judge, horses should stand correctly, bearing weight on all four feet (not stretched), in a quiet and deliberate manner. Following the evaluation by the judge(s), horses shall walk away from the judge(s), and then strike a trot before turning left and proceeding counter clockwise down the rail. They shall resume their relaxed position at the end of the arena. The scores for all categories will be completed, recorded and may be announced at this time.
  - (iii) Handlers are expected to keep a reasonable clearance between horses and judges should modify the alignment of horses to achieve that clearance. Further judging will not commence until the Call judge approves the placement and spacing of all horses.
- b) COMBINED RING PROCEDURE
- (i) The class entrants must be in a "controlled paddock" outside the ring until entering the ring. The horses will enter the ring clockwise, one at a time at the trot and/or the animated walk and will continue clockwise around the ring at the trot or animated walk at the direction of the ring steward. Once all of the horses are in the ring, they will be asked to walk around the ring or a shortened version of the ring as directed by the ring steward. The horses will be excused from the ring at the end of the walk to the "controlled paddock". Then the horses will enter the ring individually in the designated order of go.
  - (ii) See Exit the Ring procedure for remainder of class proceedings.
- c) EXIT RING CLASS PROCEDURE
- (i) All class entrants must be in a 'controlled paddock' outside the ring until entering the ring individually in the designated order of go.
  - (ii) The horse shall enter at a trot, and at the handler's discretion may either proceed directly along the rail, or trot a counter clockwise

Part Two – Arabian, Half-Arabian, Anglo-Arabian

circle at the in-gate end of the arena and then proceed along the rail to a point designated by the judges.

- (iii) The horse shall then walk in a relaxed manner on a loose lead with the handler at the side of his horse, whips down. The lead must maintain a discernible drape and the handler must not place his hand on the chain or close enough to in any way restrict the natural head and neck motion. The handler may not unnecessarily impede the forward motion of the horse while at the walk. Each horse shall be led to the judge(s) at the walk and presented for judging. In order to satisfy a proper presentation to the judge, horses should stand correctly, bearing weight on all four feet (not stretched), in a quiet and deliberate manner. Following the evaluation by the judge(s), horses shall walk away from the judge(s), and then strike a trot.
  - (iv) At the handler's discretion they may trot a counter clockwise circle and then proceed toward the exit, or proceed directly towards the exit. The scores for all categories will be completed, recorded and announced at this time. The horse shall be excused from the ring to the controlled paddock where it shall remain until the placings are announced, and the next horse shall enter promptly and be presented accordingly until the class is completed.
  - (v) Only the horses 'on deck' shall be allowed to prepare for its presentation to the judge(s). Preparation shall include controlled circling and positioning the horse for presentation to the judge(s). The only shanking allowed shall be limited to an unruly horse in order to regain control. All other competitors must remain relaxed within the ring or they shall be penalized.
  - (vi) There can be NO contact of the whip to the horse. ANY contact shall result in elimination by the judge.
  - (vii) A horse that appears to be intimidated by its handler will be penalized. This may include but is not limited to, crouching, cowering, quivering, withdrawing and buckling their knees. Judge(s) may excuse any entry deemed in violation of any of these restrictions.
  - (viii) A 'controlled paddock' is an area designated by show management outside the competition ring for Breeding/In-Hand classes. The EC steward and/or the Show Commission/Committee shall supervise this area. Only one specified person appointed by the show committee shall be in the controlled paddock to assist with the entrance(s) into the arena.
- 2. Horses are required to be walked on the rail prior to placing the class, except in classes judged under European Judging System. Horses must be under control at all times.
  - 3. A horse must be handled and shown throughout an entire class by only one and the same person, except that a substitute handler may be used if, during a class, the original handler becomes ill or is injured. Time allowed for the change of handler shall be 7 minutes. No handler may show more than one horse per class.
  - 4. a) COLT/STALLION, FILLY/MARE BREEDING CLASSES. Emphasis shall be placed in the following order of importance: type, conformation,

Part Two – Arabian, Half-Arabian, Anglo-Arabian

- suitability as a breeding animal, quality, movement, substance, manners and presence. When Colt/Stallion and Geldings are judged together, the above class specifications will be used except that Geldings shall not be judged on suitability as a breeding animal. Transmissible weakness shall be considered a serious breeding fault in breeding stock. Colts/Stallions two years old and over must have both testicles descended.
- b) GELDING IN-HAND CLASSES. Emphasis shall be placed in the following order of importance: conformation, type, quality, movement, substance, manners and presence.
  5. Breeding/In-Hand horses are not to be stretched. A horse is considered not stretched if all four feet are flat on the ground and at least one front and one rear cannon bone is perpendicular to the ground.
  6. Additional causes for mandatory elimination from the arena are:
    - a) removal of eyelashes
    - b) changing the natural colour of the mane and/or tail.
  7. A judge may penalize and entry for:
    - a) Excessive amounts of oil, grease or other similar substances so as to cause an unnatural appearance. No product shall be applied to a horse's hoof to idea or conceal a conformation defect. Only a clear or transparent product may be used on the hooves of horses while being shown in breeding and/or in-hand classes.
    - b) Excessive use of the whip or actions that may disturb other entries.
    - c) Balding the area around the eyes or proximal to the muzzle and nostrils
  8. ABBREVIATIONS.

AOTH: Amateur-Owner to Handle  
AAOTH: Adult Amateur-Owner to Handle – exhibitor no longer eligible to compete as a junior.  
AATH: Adult Amateur to Handle – exhibitor no longer eligible to compete as a junior.  
JOTH: Junior-Owner to Handle  
JTH: Junior to Handle – 18 years or under at December 1. Juniors are 18 years and under as of December 1 for AHA recognized competitions.
  9. Ages of competitors in Arabian competitions are determined at December 1 and will be maintained throughout the entire competition year to November 30 of the following calendar year.
  10. In the Arabian division, juniors are 18 years and under as of December 1 of the competition year. Adult amateurs are 19 years and over as of December 1 of the competition year. The competition year for Arabian competitions runs from December 1 of the previous year to November 30 of the current year. The age requirements set out in this rule defining adults and juniors shall supersede the definition for “junior(s)” and “adult(s)” set out in all Equestrian Canada rules, regulations, agreements and policies applicable to the Arabian division.

**ARTICLE B1403 CHAMPIONSHIPS**

Recognized Competition Breeding/In-Hand Championships are judged by sex and not combined.

1. Walking horses quietly on the rail is optional at the Judge's discretion.
2. Grand/Show Champions and Reserve Champions must be at least one year of age or older and are selected as follows. In the Breeding section of the Arabian division, the Junior, Senior or Show (Grand) Championship will be awarded to

### Part Two – Arabian, Half-Arabian, Anglo-Arabian

one of the horses which placed first in a qualifying class. After the Championship has been awarded, the horse which has placed second in the qualifying class to the horse awarded the Championship shall compete with the remaining first place winners for the Reserve Championship. If a Show (Grand) Championship class is held, the Senior Champion and the Reserve Senior Champion as well as the top two ranking Yearlings will be eligible to compete.

3. Junior Champions. If a show offers a Junior Championship class(es), these classes must be open to entries two years and under. Also, provision must be made for the winning Yearlings to compete for Show (Grand) Champion.
4. Qualifying horses are to be judged comparatively for Champion and Reserve Champion.

#### **ARTICLE B1404 GET OF SIRE/PRODUCE OF DAM**

1. In Get of Sire and Produce of Dam classes, for the get of an Arabian, Half-Arabian or Anglo-Arabian sire or dam, each entry shall be comprised of at least two horses offspring, entered under the same name of the sire or dam, one handler per horse offspring. More than one entry per sire or dam shall be permitted in the same class.
2. To be shown and judged under the same provisions as Breeding/Halter classes except a walk or trot is optional, at the judge's discretion. Ribbons to each horse comprising an entry, receives an award.
3. Emphasis is to be placed upon reproductive likeness, uniformity, quality of breed characteristics, conformation and similarity.

#### **ARTICLE B1405 MOST CLASSIC ARABIAN**

1. Open to purebred stallions, mares and geldings, two years old and older.
2. To be shown in hand at an animated walk and trot both directions of the ring. Horses should enter the ring at a trot and remain on rail during the judging. Individual horses may be pulled into the ring for further judging. Only the first place ribbon to be awarded.
3. Emphasis is placed upon type, presence, animation, carriage and conformation.

#### **ARTICLE B1406 CLASSIC HEAD**

1. Open to purebred stallions, mares and geldings. When only one Classic Head class is offered, the entries shall be two years old and over.
2. Horses must be shown in a plain, unmarked sheet or cooler.
3. To enter the ring at a walk and line up for further inspection.
4. The head shall conform with Article B1301, Breed Standards. Correctness of bite must be considered.

## **CHAPTER 15 PERFORMANCE**

### **ARTICLE B1501 GENERAL**

1. Except in Roadster, Reining, Trail, Western Riding, Working Cow Horse, Gymkhana, Jumper, Working Hunter, Cutting, Hunter Seat Equitation over Fences, Reining Seat Equitation, Western Dressage and Dressage classes, all horses shall be worked at all gaits collectively both directions of the ring and otherwise as described by class specifications, and will be asked to reverse direction at either the walk, jog-trot or trot. Judges are required to consider the performance at each gait equally in adjudicating performance classes. At the judge's discretion, horses shall change from any gait to any other gait as listed in the class specifications.
2. Any performance class, except a championship class, may be divided at management's discretion. When a class is divided, duplicate awards (including prize money) may be given or management may direct that the top contestants from each group return to the ring for final adjudication.  
**Exception:** classes which require individual tests. If duplicate awards are given, horse and/or rider may not compete in more than one section of the class which has been divided. When more than 40 horses or riders are entered in a performance class in which horses compete together, the class must be divided. The method of dividing classes is at management's discretion.
3. Work-outs will be judged as a separate class and horses must be tied for placings being considered in the work-out. Work-outs may be called for by the Judge for any or all placings. All horses chosen for a work-out must be worked both ways of the ring at any gait listed in class specifications and requested by the Judge.
4. Horses must come to the lineup at the gait requested and **MUST** continue in the same direction the class is working when bringing them to the lineup. Judges **MUST** penalize entries that do not comply.
5. Side-saddles permitted for ladies in all sections of the Arabian Division; appointments to be appropriate for the seat ridden, and riders must adhere to class specifications.
6. Horses who appear unfocused must be penalized or eliminated from judging consideration.
7. Extremes of temperature or climate conditions as well as locale or time of day may modify the requirements for attire specified in various sections of this rule.
8. Bandages and boots of any type are prohibited.  
**Exception:** Jumper, Hunter Seat Equitation, Working Western, Reining, Western Seat Equitation pattern classes, Reining Seat Equitation, Gymkhana/Speed events, Roadster. In the event of injury, the Judge may permit a protective bandage. In the case of inclement weather, show management may permit the use of bell boots and/or protective bandages on the front legs.  
**Exception:** Hunter over fences - boots only permitted.
9. Maiden, Novice and Limit Rider/Driver classes may be held using specifications from any of the performance sections in the Arabian Division. Maiden, Novice and Limit Rider/Driver classes are open to those who have not won one, three, six first place ribbons respectively in a performance class at EC Arabian competitions. The status of Maiden, Novice or Limit entries is as of the closing date of entries for any particular Recognized competition.

Part Two – Arabian, Half-Arabian, Anglo-Arabian

10. In the Arabian Division, ribbons won within a section do not count in reckoning Maiden, Novice or Limit status if the animal/rider/driver is transferred to a new classification (i.e. Arabian Park to Arabian Western Pleasure, Arabian Western Pleasure to Arabian Trail, etc.).
11. Junior competitors may show in Ladies to Ride and Gentlemen to Ride classes unless prohibited in the prize list.
12. Whip of no longer than six feet may be carried unless otherwise specified.
13. Stallions may be shown in Ladies' or Junior Exhibitors' classes unless prohibited in the prize list. (No stallions permitted in Leadline, Walk-Trot classes).
14. Latex wrap is acceptable on English bits and curb chains. No latex is permitted on a Western curb chain or strap, but permitted on western bits other than snaffles.
15. Hand Gallop will be performed collectively unless otherwise specified in class specifications but may be divided at the discretion of show management or the judge if safety is a concern.
16. At Arabian Regional and National Championships, junior horses may enter any/all classes for which they are qualified.
17. To be "shown and judged" in a class, an animal must perform the prescribed routine and must remain in the ring until excused by the Judge. AHA points will be awarded according to those competing at the closing of the gate at the beginning of the class for all classes ridden as a group and all those who pass through the gate in individual activity classes.
18. Stripping in Championships is no longer permitted with the exception of the English Show Hack where it is optional and MUST be stated in the prize list if horses are to be stripped.
19. Horses may be entered in more than one rider age section of the same class (18-39 and 40 & over).
20. In all Driving classes, in the interest of safety for horses with long tails, a short and inconspicuous braid or knot may be made in the end of the tail, permitting it to be fastened to the show vehicle with breakaway material, exception: Carriage Pleasure Driving & Combined Driving.
21. For all junior horse performance classes, all snaffle bits must have a round, eggbutt or 'D' shaped ring with no attachments to the headstall or reins through a hook or slot (except for keepers for a full cheek snaffle when section rules allow a full cheek). Additional rules for snaffle bits are found within the sections under specifications for Junior Horse classes.
22. Approved Protective headgear (See Glossary, Headgear Standards).

It is the tradition of the competition ring that riders and drivers be correctly attired for the class in question, that attendants be neatly dressed and horses be properly presented. The Arabian rules specify other headgear (e.g. western hats, derbies, etc.) Arabian rules supersede the general rules of Approved protective headgear rule for juniors.

  - a) Except as may otherwise be mandated by local law, riders in all Working Hunter, Jumper, Hunter Hack and all Hunt Seat Equitation classes (not to jump or over obstacles) and when jumping anywhere on the competition grounds, must wear properly fastened approved protective headgear. It must be properly fitted with harness secured. A Show Committee must bar riders without approved protective headgear from entering the ring for classes in which approved protective headgear is required and may bar any entry or person from entering the ring if not suitable presented to appear

Part Two – Arabian, Half-Arabian, Anglo-Arabian

before an audience.

- b) A rider violating this rule at any time must immediately be prohibited from further riding until such approved protective headgear is in place. For all competitors competing in the Working Hunter, Jumper or Hunt Seat Equitation section, if a rider's chin strap becomes unfastened, the rider must stop, re-fasten the chin strap and continue his/her round without penalty or elimination.
- c) Any competitor may wear approved protective headgear and/or a protective safety vest, specifically designed for use in equestrian sport in any division or class without penalty from the judge.
- d) DRESSAGE division riders are subject to Dressage rules: Section E, Chapter 4 - *Safety Headgear*.

Approved protective headgear must be worn by all riders competing in all levels of dressage and dressage seat Equitation classes at EC Arabian breed Bronze and Silver competitions. This rule applies whenever the dressage rider is mounted on the competition grounds warming up for a test. Penalty for contravening is elimination. At the tack check which follows the test, the steward may ask the rider to dismount so that the approved protective headgear may be inspected for approval label.

- e) When cross entry by rider or horse/rider combination is permitted between Dressage, Working Hunter, Jumper, Hunter Hack or Hunt Seat Equitation and any other Arabian classes at a competition, the above stated approved protective headgear requirements apply only to the designated warm-up and competition areas or when the competitor is actually warming up for the specific classes.
  - f) Except as may otherwise be mandated by local law, the Federation strongly encourages all riders, while riding anywhere on the competition grounds, to wear approved protective headgear with harness secured. It is the responsibility of the rider or the parent or guardian or trainer of the junior exhibitor to see to it that the headgear worn complies with appropriate safety standards for approved protective headgear intended for equestrian use, and is properly fitted and in good condition, and Equestrian Canada, the Show Committee, and licensed Officials are not responsible for checking headgear worn for such compliance.
  - g) Equestrian Canada makes no representation or warranty, express or implied, about any approved protective headgear, and cautions riders that death or serious injury may result despite wearing such headgear as all equestrian sports involve inherent dangerous risk and as no protective headgear can protect against all foreseeable injuries.
23. For entries in English Pleasure, Country English Pleasure, Combination and Saddle Seat Equitation sections, the transition from the trot to canter is NOT permitted.

**ARTICLE B1502 ABBREVIATIONS OF CLASS SPECIFICATIONS**

The following abbreviations, as defined, will be used to describe class specifications in each section of the Arabian Division.

**CLASSES.** An open class is open to all horses of any age, size or sex regardless of previous awards received in accordance with Arabian competition rules. Classes divided by sex or horses (mares, stallions, geldings) or previous awards (maiden,

Part Two – Arabian, Half-Arabian, Anglo-Arabian

novice, and limit) received may also be held and will utilize Open class specifications.

1. OPEN – classes may be titled Open, Maiden, Novice, Limit, Stallions, Mares, Geldings, or Championship or any combination or variety. Judging criteria will be on open gaits and open specifications.
2. AMATEUR – classes may be titled AT – (Amateur to (Ride/Drive/Handle), AAT – Adult Amateur to (Ride/Drive/Handle), JT – Junior to (Ride/Drive/Handle), AOT – Amateur Owner to (Ride/Drive/Handle), Amateur Select, AOTS – Amateur Owner Trained and Shown. Championship, Stallions, Mares, Geldings, Maiden, Novice, Limit or any combination or variety. Judging criteria will be on amateur gaits and amateur specifications.
3. LADIES, GENTLEMEN classes may be titled Open or Amateur. Judging criteria will be on amateur gaits and amateur specifications.
4. JUNIOR HORSE – for horses (five years old or under). Classes may be titled Junior Horse, Maiden, Novice, Limit, Stallions, Mares, Geldings or Championship or any combination or variety. Judging criteria will be on junior horse gaits and junior horse specifications.
5. AMATEUR-OWNER CLASS: For riders/drivers who have an EC Amateur card or who are Juniors. Riders/drivers from other countries must have a valid Amateur card from their National Federation. Riders/drivers or members of their immediate family must own the horse. Leased horses are not permitted in Amateur owner classes. Combined ownership is permitted providing all owners are members of the same immediate family and competitors are all members of EC. ~~Eligible riders/drivers competing on a Temporary Sport Licence may file an Amateur Affidavit with the competition Secretary.~~
6. ACHIEVEMENT LEVELLING PROGRAM
  1. The following class sections may be offered at EC regular Arabian Competitions, AHA Regional Championship Competitions, and AHA National Championship Competitions. (see AHA Achievement Levelling Chart in the AHA Handbook for the following definitions.
    - (a) Open- Select Open, Choice Open and Elite Open
    - (b) Amateur – Select Amateur, Choice Amateur, Elite Amateur and Prime Time Amateur
    - (c) Youth – Select Youth, Choice Youth, Elite Youth, Walk-Trot/Jog
  2. Achievement point requirements for each level/category will be determined each year by the AHA Competition Advisory Committee and will be posted on the AHA website prior to December 1 of the next competition year.
  3. AHA compilation of Achievement Points will govern rider eligibility for each level/category. AHA Achievement Points will include all points earned from the 2002 competition year forward.
  4. When Levelling classes are offered in conjunction with age (i.e. AAOTR/AATR 18-39, AAOTR/AATR 40 and over as well as AAOTR/AATR Select Amateur, AAOTR/AATR Choice Amateur, AAOTR/AATR Amateur, Prime Time) a rider may enter their appropriate level or opt to enter a higher level instead (only one level may be entered).

## Part Two – Arabian, Half-Arabian, Anglo-Arabian

When age divisions are not offered, a show may elect to allow competitors to enter their appropriate achievement level and/or any higher level(s) (all appropriate qualifications would be required, if applicable). Riders who are deemed Choice by their leveling points may not level down to Select, in addition, Elite riders may not level down to Choice or Select.

**Exception:** in Working Western classes where levels are run concurrently, a show may elect to allow riders to enter up (not down) in all levels in which appropriate qualifications and entry fees are applied in any circumstance.

5. AOTS (Amateur owned, trained and shown) classes may be offered in any section and specifications must follow those of the amateur class within that section. Exhibitors, attendants and headers must meet the specifications for amateur status. Horses are not to have been professionally trained and/or shown by a professional for a period of one year immediately prior to the competition (riding and driving instruction for the owner excluded). In addition, horses are not to be exhibited, prepared, groomed or schooled with the aid of or by a professional while on or off the competition grounds immediately before or during the competition. Horses may be stabled with a professional and hauled by a professional. Professional help for situations relevant to safety is permitted. Owner must sign as owner, trainer and rider/driver/handler on the AHA entry blank. Assistance by other amateurs is permitted.

**Note:** effective December 1, 2012 the age for juniors will be those persons who have not reached their 19th (18 years and under) as of December 1<sup>st</sup> of the prior year. Adult Amateurs will be those persons no longer eligible to compete as a junior exhibitor as of December 1<sup>st</sup> of the prior year.

6. Subchapters are considered separate Sections within the Arabian rules. For the purpose of Select definitions, the Arabian subchapters/sections below have been combined and are defined as categories:
  - a) Hunter Pleasure Category for Select eligibility includes Hunter Pleasure, Hunt Seat Equitation Not to Jump, National Hunter Pleasure Maturity or Ladies Side Saddle
  - b) Western Pleasure Category for Select eligibility includes Western Pleasure section, Western Horsemanship, National Western Pleasure Maturity or Ladies Side Saddle
  - c) English Pleasure Category for Select eligibility includes the English Pleasure, Country English Pleasure, Saddle Seat Equitation, English Show Hack, National English Pleasure and Country English Pleasure Maturity, Ladies Side Saddle or Park Horse.
  - d) Country English Pleasure Category for Select eligibility includes the English Pleasure, Country English Pleasure, Saddle Seat Equitation, English Show Hack, National English Pleasure and Country English Pleasure Maturity, Ladies Side Saddle or Park Horse.

## 7. PERFORMANCE HALTER SECTION

### General

1. Performance Halter classes (see Section B, CHAPTERS 13, 14 and 15)
2. Open, Amateur and Junior Exhibitor classes may be held. Classes will not be split by horse's age. Exception: "Prospect" class for horses two and under at the discretion of show management. Classes must be separated by Arabian and Half-Arabian/Anglo-Arabian. In addition, they must be

Part Two – Arabian, Half-Arabian, Anglo-Arabian

separated by stallion, mare and gelding. All horses three years of age and older must have been entered and shown in a performance class (Under Saddle and/or Driving) at the same show as the one in which the performance halter class is being held, or have completed an AHA or AERC sanctioned Endurance ride or a Competitive Trail Ride recognized by AHA or sanctioned by an AHA recognized Competitive Trail riding organization in the past 90 days. Horses qualifying via Endurance or Competitive Trail must present dated proof of completion to the show secretary. If classes are held in conjunction with an AHA or AERC sanctioned Endurance ride or a Competitive Trail riding organization, all registered Arabian and Half-Arabian/Anglo-Arabi- an horses entered in the ride are eligible to compete.

3. No whips or other attention getting devices are allowed.
4. Horses will be presented in a relaxed and dignified manner. Horses should be positioned with their weight squarely on their feet, not stretched. Horse shall be presented for judging, in a relaxed manner.
5. Horses will be judged using the Arabian Performance Halter Score Sheet, with the results based on the total scores. Shows must post the results no later than one hour after completion of the class.
6. A horse will be eliminated and excused, if it:
  1. is crouching, cowering, buckling at the knees, sweating, trembling, racing backwards or sideways to escape their handlers or other behavior indicating fear, stress or intimidation. This rule will be strictly enforced;
  2. exhibits any welt or swelling that look like a whip mark, regardless of how this was caused;
  3. is obviously limping or of impaired gait;
  4. horse has fallen;
  5. for inhumane treatment and undue stress.
7. A horse may be disqualified, penalized and/or excused for the following:
  - a. exhibits disruptive behaviour such that it or other horses are unable to be inspected by the judge;
  - b. exhibits behaviour such that the safety of it, the handler, an exhibitor, a judge, or another horse is in danger;
  - c. is not under the control of the exhibitor;
  - d. breaks loose from the exhibitor;
  - e. shanking is not permitted.
8. Horses may be shown in a traditional style Arabian show halter, a Western style show halter, or a leather stable halter. Horses may be shown in bridles appropriate to their performance divisions.
9. Horses may be shown braided if braiding is appropriate for their performance division(s). Braiding is not required.
10. Exhibitors may wear any clothing appropriate to the show ring that they feel best represents their horse, and allows them to show their horse to his/her best advantage. Suits or riding habits are not required.
11. Chains through the mouth are not permitted. A chain or leather strap under the chin, or leather pieces connecting the two sides of the halter under the chin, are permitted.
12. No whips, schooling devices, “bagging”, shakers, noisemakers or aids of any kind are permitted.

## Part Two – Arabian, Half-Arabian, Anglo-Arabian

### Procedure

1. Shows may use either “in the ring” or “exit the ring” procedures as identified under B1402.1.a) and B1402.1.c).
2. For Purebred Performance Halter for a colt/stallion, filly/mare and gelding classes emphasis is placed in the following order: athletic structure, breed type, quality, balance and substance, neck and shoulder, back, loin and hip, legs and feet, movement.
3. For Half Arabian/Anglo Arabian Performance Halter for filly/mare and gelding classes emphasis is placed in the following order: athletic structure, quality, balance and substance, neck and shoulder, back, loin and hip, legs and feet, and movement.
4. For definitions/rules/restrictions not covered herein refer to Section B, Chapters 13, 14 & 15.

### PERFORMANCE SECTION

#### General Performance Classes

1. In all classes where horses compete collectively (except in Roadster) all horses shall be worked at all required gaits both directions of the ring unless otherwise described by class specifications, and will be asked to reverse direction at either the walk (normal, collected, or extended), jog trot, or trot (normal or collected).  
At the judge’s discretion, horses shall change from any gait to any other gait as listed in class specifications.  
Judges are required to consider the performance at each gait equally in adjudicating performance classes.
2. Work-Offs will be judged as a separate class and horses must be tied for placings being considered in that work-off. Work-Offs may be called for by the judge for any or all placings. In the event that a work off is requested, those horses not involved in the work-off must be excused to the paddock until the completion of the work-off. All horses chosen for a work-off must be worked both ways of the ring at any gait listed in class specifications and requested by the judge. An exhibitor choosing to not complete the work-off for any reason has the option of lining up and receiving the last ribbon awarded in the work-off.
3. The following provisions shall apply for only the classes in the following sections: Park Section, English Pleasure Section, Country English Pleasure Section, Carriage Pleasure Driving Section, Formal Driving Section, Pleasure Driving Section, Country Pleasure Driving Section, Roadster Section, and Combination Class Section. When the judge calls for the lineup, exhibitors must continue in the same direction the class is working when bringing their entries to the lineup. Horses must come to the lineup at the gait requested. Judges must penalize entries that do not comply.
4. In the line up, horses must stand quietly and may be asked to back individually or as a group. In driving classes requiring a reinback in the line up, the overcheck may be adjusted by the header but must remain fastened until the reinback has been completed.
5. Horses are not to stretch in the line up.
6. Stripping of horses is not permitted.
7. In any class where a full bridle is required or permitted a judge may not request that gaits be performed only on bridoon or curb.

*Part Two – Arabian, Half-Arabian, Anglo-Arabian*

8. In English Pleasure, Country English Pleasure, or English Show Hack classes, light contact must be maintained with all reins at all gaits.
9. Entries in Park, English Pleasure, Country English Pleasure, Combination and Saddle Seat Equitation classes; the transition from the trot to canter is not permitted.
10. Class specifications are listed in order of judging priority and are to be judged in the order given.
11. When a class is divided, A) duplicate awards (including prize money) may be given, or B) management may direct that the top contestants from each group return to the ring for final adjudication (Exception: classes which require individual tests). If duplicate awards are given, horse and/or rider may not compete in more than one section of the class which has been divided. When more than 40 horses or riders are entered in a performance class in which horses compete together, the class must be divided. The method of dividing classes is at management's discretion.

**ARTICLE B1503 PERFORMANCE CHAMPIONSHIPS**

1. A Show Committee must designate all qualifying classes and can require any or all winners in a qualifying class to compete in a Performance Championship class provided this is stated in the prize list. Any competitor failing to comply must forfeit all prize money in the qualifying class. If an competitor or trainer qualifies more than one horse for a Championship class, he can elect to show only one.
2. To be eligible to show in a Performance Championship class, a horse must have been properly entered, shown and judged in one qualifying class in the same division. To be shown and judged in a class, an animal must perform the prescribed routine and must remain in the ring until excused by the Judge.
3. If Competition Management does not permit post entries, an entry which while performing in a qualifying class fails to qualify by reasons of equipment repair, shoeing time, illness (certified by the official veterinarian) or failure of a class to fill shall be permitted to pay double fee and make a post entry in another qualifying class in the division or if no subsequent qualifying class is available for such post entry, the horse shall be considered qualified for the Performance Championship class, provided the horse has previously been entered in the Championship or Stake.
4. To avoid divided Performance Championship classes, eligibility for a Championship class may be limited to ribbon winners in qualifying classes.
5. High Point Over-All Champion. Prize list must state classes to count. Points are awarded as follows (except as otherwise stated): First - 5 points; Second - 3 points; Third - 2 points; Fourth - 1 point. Tie will be broken by coin toss.

**ARTICLE B1504 ATTIRE**

Provincial/Territorial circuit competitions may deviate from or relax attire regulations.

## **CHAPTER 16 PARK HORSE**

### **ARTICLE B1601 GENERAL**

1. Competitors enter the ring in a counter-clockwise direction, at a trot.
2. Judges may not request that gaits be performed only on snaffle or curb.
3. Judges are required to consider the performance at each gait equally in adjudicating the class.

### **ARTICLE B1602 APPOINTMENTS**

1. Bridle shall be light, show type, either single curb, curb and bridoon, or pelham bit. Junior Horse classes require a light, show type bridle, either single curb, curb and bridoon or Pelham bit or single snaffle (defined as a smooth, rounded bridoon bit that is at least 3/8" in diameter as measured 1/2" from the ring, half cheeks permitted). The snaffle bit may be wrapped with Guardtex, Latex, Sealtex, or similar materials. No martingales or tie-downs.
2. English-type saddle required.
3. Informal saddle seat attire is suggested; no hunt attire. Suggested are conservative colours such as black, blue, grey, beige or brown jacket with matching jodhpurs. Day coat with jodhpurs also permitted. Derby or soft hat required. Approved protective headgear may be worn without penalty. Contrasting vests and/or ties are acceptable. Formal attire is suggested for classes held after 6:00 p.m., or Championship classes. Formal attire consists of tuxedo-type jacket and formal jodhpurs, boots and top hat; or dark saddle suit and derby.
4. Spurs, whips or crop optional at the exhibitor's discretion.

### **ARTICLE B1603 QUALIFYING GAITS**

The horse is to give a brilliant performance, with style, presence, finish, balance and cadence.

1. **WALK:** A true, cadenced, four-beat walk, with horse collected. The motion should be brisk and vigorous with the horse showing animation and brilliance.
2. **TROT:** Animated, natural and cadenced, with impulsion and power from behind, the front airy and light. The animated natural trot is extremely bold and brilliant, characterized by free shoulder action. The trot should appear effortless and be executed willingly with apparent ease. The horse to have leg flexion with extension (foreleg extending fully forward at full stretch with airy motion combined with hock action that is powerful and well raised, the hind leg being brought forward with a driving stride). The action should be balanced and cadenced. Loss of form due to excessive speed shall be penalized. The trot should be a true two-beat diagonal gait. Mixed gaits, pacing or racking must be considered major faults.
3. **CANTER:** True, collected, animated, smooth and unhurried. The movement light and airy with more elevation than in Pleasure classes. The horse to be balanced, supple and mobile. To be straight on both leads. Loss of form due to excessive speed shall be penalized.

**ARTICLE B1604 CLASS SPECIFICATIONS**

1. OPEN. To be shown at a walk, trot and canter. To be judged on brilliant performance, presence, quality, manners and conformation.
2. JUNIOR HORSE. To be shown at a walk, trot and canter. To be judged on quality, brilliant performance, and manners.
3. AMATEUR. To be shown at a walk, trot and canter. To be judged on brilliant performance, manners, quality, and suitability of horse to rider, manners and conformation.
4. LADIES, GENTLEMEN. To be shown at a walk, trot and canter. To be judged on brilliant performance with proper cadence and balance, manners, quality and suitability of horse to rider.

## **CHAPTER 17**

### **ENGLISH PLEASURE**

#### **ARTICLE B1701 GENERAL**

1. Cross entries are prohibited between the Arabian English Pleasure section and the Country English Pleasure, Country Pleasure Driving sections and/or Country Pleasure Combination classes at the same show, with the exception of Show Hack, Hack and Hunter Pleasure. Cross entries may be permitted between English Pleasure and Country English Pleasure Futurity classes but competition management must state this in the prize list.
2. Competitors enter the ring in a counter-clockwise direction, at the normal trot.
3. Light contact must be maintained with all reins at all gaits. A Judge may not request that gaits be performed only on the snaffle or curb.
4. Judges are required to consider the performance at each gait equally in adjudicating this class.

#### **ARTICLE B1702 APPOINTMENTS**

1. Bridle shall be light, show type, either single snaffle, single curb, curb and bridoon, or pelham bit. . Junior Horse classes require a light show type bridle, either single curb, curb and bridoon or Pelham bit or single snaffle (defined as a smooth, rounded snaffle bit that is at least 3/8" in diameter as measured ½" from the ring, half cheeks permitted). The snaffle bit may be wrapped with Guardex, Latex, SealTex or similar materials. No martingales or tie-downs.
2. English-type saddle. No forward seat saddles allowed.
3. Informal saddle seat attire is required; no hunt attire. Suggested are conservative colours such as black, blue, grey, beige or brown jacket with matching jodhpurs. Day coat with jodhpurs also permitted. Boots, and derby or soft hat required. Approved protective headgear may be worn without penalty. Contrasting hats, vests and/or ties are acceptable.
4. Spurs, whip or crop optional, at the exhibitor's discretion.

#### **ARTICLE B1703 QUALIFYING GAITS**

It is imperative that the horses give the distinct appearance of being a pleasure to ride and display a pleasurable attitude. To this end, all gaits must be performed with willingness and obvious ease, cadence, balance and smoothness.

1. WALK, a four-beat gait: Brisk, true and flat-footed with good reach.
2. NORMAL TROT, a two-beat gait: To be performed at medium speed with moderate collection. The normal trot must be mannerly, cadenced, balanced and free-moving. Posting is required.
3. STRONG TROT, a two-beat gait: This trot is faster and stronger than the normal trot. It is performed with a lengthened stride, powerful and reaching, at a rate of speed which may vary between horses since each horse should attain his own strong trot in harmony with his own maximum natural stride. The horse must not be strung out behind. He should show moderate collection without exaggeratedly high action in front. He must present a willing attitude while maintaining form. The strong trot must be mannerly, cadenced, balanced and free-moving. Posting is required.
4. CANTER, a three-beat gait: Smooth, unhurried, with moderate collection, correct and straight on both leads.

Part Two – Arabian, Half-Arabian, Anglo-Arabian

5. **HAND GALLOP:** The hand gallop is performed with long, free, ground covering stride under control. The amount of ground covered may vary between horses due to the difference in natural length of stride. The hand gallop is not a fast collected canter but a true lengthening of stride, correct and straight on both leads. Extreme speed to be penalized. There shall be a distinct difference between the canter and the hand gallop.

**ARTICLE B1704 CLASS SPECIFICATIONS**

1. **OPEN.** To be shown at a walk, normal trot, strong trot, canter and hand gallop. To be judged on manners, performance, attitude, quality, and conformation.
2. **JUNIOR HORSE.** To be shown at a walk, normal trot and canter. To be judged on quality, performance, attitude, and manners.
3. **AMATEUR.** To be shown at a walk, normal trot and canter. To be judged on manners, performance, attitude, quality, suitability of horse to rider, and conformation.
4. **LADIES, GENTLEMEN.** To be shown at a walk, normal trot and canter. To be judged on manners, performance, attitude, quality, suitability of horse to rider, and conformation.

## **CHAPTER 18**

### **COUNTRY ENGLISH PLEASURE**

#### **ARTICLE B1801 GENERAL**

1. Cross entries are prohibited between the Arabian Country English Pleasure section and the Arabian English Pleasure, Pleasure Driving sections and/or Informal Combination classes at the same show. Cross entries between Country English Pleasure classes and English Pleasure Futurity classes at the same show may be permitted at the discretion of Show Management if so stated in the prize list.
2. Competitors enter the ring in a counterclockwise direction, at the normal trot.
3. Light contact must be maintained with all reins at all gaits. A Judge may not request that gaits be performed only on the snaffle or curb.
4. Judges are required to consider the performance at each gait equally in adjudicating this class.

#### **ARTICLE B1802 APPOINTMENTS**

1. Bridle shall be light, show type, either single snaffle, single curb, curb and bridoon, or pelham bit. Junior Horse classes require a light show type bridle, either single curb, curb and bridoon or Pelham bit or single snaffle (defined as a smooth, rounded snaffle bit that is at least 3/8" in diameter as measured 1/2" from the ring, half cheeks permitted). The snaffle bit may be wrapped with Guardex, Latex, Sealtext or similar materials. No martingales or tie-downs.
2. English-type saddle. No forward seat saddles allowed
3. Informal saddle seat attire is required; no hunt attire. Suggested are conservative colours such as black, blue, grey, beige or brown jacket with matching jodhpurs. Day coat with jodhpurs also permitted. Boots, and derby or soft hat required. Approved protective headgear may be worn without penalty. Contrasting hats, vests and/or ties are acceptable.
4. Spurs, whip or crop optional, at the exhibitor's discretion.

#### **ARTICLE B1803 QUALIFYING GAITS**

It is imperative that the horses give the distinct appearance of being a pleasure to ride. A quiet, responsive mouth is paramount. All gaits must be performed with willingness and obvious ease.

1. WALK, a four-beat gait: To be true, flat-footed and ground covering.
2. LOOSE REIN WALK, a four-beat gait: A true flat walk must be demonstrated on a loose rein with horse's neck relaxed and head slightly lowered. Failure to demonstrate a true flat walk is cause for the judge not to award a placing/ribbon.
3. NORMAL TROT, a two-beat gait: To be an overall balanced, relaxed, easy-going trot with elasticity and freedom of movement. High action MUST be penalized. Extreme speed must be penalized. Rider to post the trot.
4. STRONG TROT, a two-beat gait: To be faster with lengthened stride, maintaining balance, ease and freedom of movement. High action MUST be penalized. Extreme speed must be penalized. Rider to post the trot.
5. CANTER, a three-beat gait: To be smooth, unhurried, straight and correct on both leads. High action MUST be penalized. Extreme speed must be penalized.
6. HAND GALLOP: To be a faster gait, lengthened stride and controlled, straight and correct on both leads. Extreme speed MUST be penalized.

Part Two – Arabian, Half-Arabian, Anglo-Arabian

7. It is mandatory that horses be asked to halt on the rail, stand quietly, back and walk off on a loose rein at least one direction of the ring.

**ARTICLE B1804 CLASS SPECIFICATIONS**

1. OPEN. To be shown at a walk, normal trot, strong trot, canter and hand gallop. To be judged on attitude, manners, performance, quality, and conformation, in that order. It is imperative that the horse give the distinct appearance of being a pleasure to ride. A quiet, responsive mouth is paramount.
2. JUNIOR HORSE. To be shown at a walk, normal trot and canter.
3. AMATEUR. To be shown at a walk, normal trot and canter.
4. LADIES, GENTLEMEN. To be shown at a walk, normal trot and canter. To be judged on attitude, manners, performance, quality, conformation and suitability of horse to rider.

## **CHAPTER 19**

### **ARABIAN HACK DIVISION**

#### **ARTICLE B1901 SHOW HACK – GENERAL**

1. Competitors enter the ring in a counterclockwise direction, at the normal walk or normal trot.
2. Light contact must be maintained with all reins at all gaits. A Judge may not request the gaits be performed on only snaffle or curb.
3. Judges are required to consider the performance at each gait equally on adjudicating this class.
4. Entries will be eliminated by any fall of horse or rider during the class.
5. The hand gallop will be performed collectively, unless restricted by reason of safety or as stated in the prize list.

#### **ARTICLE B1902 APPOINTMENTS**

1. Bridle shall be light, show type; either snaffle, kimberwick, pelham or curb and bridoon. Browbands and cavessons other than hunter or dressage types are prohibited. Unconventional tack such as figure-eight, drop or flash nosebands are not permitted.
2. English saddle of any type is required.
3. Martingales, breastplates not allowed.
4. Horses may be shown with a braided mane and/or tail.
5. Acceptable Hack attire is required. It consists of conservatively coloured coat, breeches and boots. No half-chaps permitted. A conservatively coloured hunting cap or derby is required. Approved protective headgear may be worn without penalty. Formal attire consisting of white breeches, top hat and tails may be worn. It is usual to wear such attire after 6:00 p.m. or in Championship classes. Gloves are optional.
6. Spurs, whip or crop optional at the exhibitor's discretion.

#### **ARTICLE B1903 QUALIFYING GAITS**

A Show Hack horse is not necessarily a Dressage horse, nor an English Pleasure horse of the Arabian Division. Elevation and high knee action are not to be emphasized. The Show Hack is a suitable section for the well-trained animal. Show Hacks must be balanced and show vitality, animation, presence, clean fine limbs and supreme quality. Soundness is required.

1. WALK, a four-beat gait: Straight, true and flat-footed.
  - a) Normal walk: Regular and unconstrained, moving energetically and calmly forward.
  - b) Collected walk: Strides are shorter and higher than at the normal walk. The head approaches the vertical, but should never move behind it. Pacing is a serious fault.
  - c) Extended walk: The horse is allowed to lengthen frame and stride while rider maintains light rein contact. The horse should cover as much ground as possible without rushing.
2. TROT, a two-beat gait: Free-moving, straight, rider maintaining light contact with horse's mouth at all times.
  - a) Normal Trot: Light, crisp, balanced and cadenced, with rider posting.

### Part Two – Arabian, Half-Arabian, Anglo-Arabian

- b) Collected Trot: The horse's stride is shorter and lighter, maintaining balance and impulsion. The neck is more raised and arched than at the normal trot as head approached the vertical line, never moving behind it. Rider is sitting.
- c) Extended Trot: Maintaining the same cadence and performing at medium-speed, the horse lengthens its stride as a result of greater impulsion from the hindquarters. The horse should remain light in the rider's hands as it lengthens its frame. Rider is posting.
- 3. CANTER, a three-beat gait: Straight on both leads, smooth.
  - a) Normal Canter: Light even strides, should be moved into without hesitation.
  - b) Collected Canter: Marked by the lightness of the forehand and the engagement of the hindquarters, the collected canter is characterized by supple, free shoulders. Neck is more raised and arched than in the normal canter as the head approaches the vertical line, never moving behind it.
  - c) Extended Canter: Maintaining the same cadence, the horse lengthens its stride as a result of greater impulsion from the hind quarters. Horse should remain light in rider's hand as it lengthens its frame.
- 4. HAND GALLOP: To gallop both ways of the ring. The hand gallop is performed with a long, free, ground-covering stride. The amount of ground covered may vary between horses due to difference in natural length of stride. The distinction between the hand gallop and extended canter is, the latter being the ultimate linear extension of stride within the hand of the rider; the hand gallop being a looser more free elongation of stride and frame of the horse. A decided lengthening of stride should be shown while the horse remains controlled, mannerly, correct and straight on both leads. Extreme speed to be penalized. To be performed collectively unless limited to 12 horses in the prize list, or other concerns such as number of entries, ring size, footing, etc.
- 5. The collected and extended gaits must be called for i.e. collected walk, extended walk, normal walk; collected trot, extended trot, normal trot; collected canter, extended canter, normal canter and hand gallop. At the discretion of the Judge, horses while on the rail may be asked to halt and rein-back. A Show Hack shall be able to perform all these gaits with a noticeable transition between the normal, collected, and extended gaits. The horse must be under complete control and easily ridden. Obedience to the rider is of prime importance. If the horse exhibits clear transitions in a balanced and level manner, appearing to be giving a comfortable and pleasurable ride, he is performing correctly for this class.

### **ARTICLE B1904 CLASS SPECIFICATIONS**

- 1. OPEN AMATEUR LADIES, GENTLEMEN. To be shown at a walk, trot, canter and hand gallop; collected, extended and normal gaits to be called for; to stand quietly and back readily. To be judged on manners, performance, quality and conformation.

### **ARTICLE B1905 ENGLISH PLEASURE HACK**

- 1. To be shown at a walk, normal trot and canter, with emphasis on a light rein. To be called on to negotiate a pattern of obstacles which might reasonably be encountered on a cross country pleasure ride, including one or more 18" (48 cm) jumps. To be judged on performance, manners and suitability of horse to rider. Eliminations may be held at the discretion of the Show Committee.

Part Two – Arabian, Half-Arabian, Anglo-Arabian

2. Riders should wear coats of any tweed or melton for hunting (conservative wash jackets in season) breeches or jodhpurs and boots. Approved protective headgear with harness is required. Extremes of temperature or climatic conditions as well as the locale or time of day may modify the above requirements. Whips are not permitted.

**ARTICLE B1906 ROAD HACK**

1. For Arabian Road Hack class specifications, refer to the EC Section G Article G1302 Road Hack Horse or Road Hack Pony. Whips are not permitted.  
**Exception:** Braiding of mane and tail optional. See Article B1902, Appointments.
2. CLASS SPECIFICATIONS. Maiden, Novice, Open, Ladies, Gentlemen's, Junior and Stake classes may be offered.

## **CHAPTER 20**

### **HUNTER PLEASURE**

#### **ARTICLE B2001 GENERAL**

1. Competitors enter the ring in a counterclockwise direction, at the trot.
2. Direct but light contact with the horse's mouth must be maintained at all gaits. Draped reins are incorrect. Direct contact means that there should be a straight line from the ride's hands to the horse's mouth.
3. Suitability as a Hunter means that the horse is in a frame suitable to take a jump safely and efficiently.
4. Judges are required to consider the performance at each gait equally in adjudicating this class.
5. Horses may show with a braided mane and/or tail, secured with yarn, tape or rubber bands. No decorations.

#### **ARTICLE B2002 APPOINTMENTS**

1. The bridle shall be light, show type; either snaffle, Kimberwick, Pelham or curb and bridoon. Browbands and cavessons must be of hunter type. Junior Horse classes require a snaffle bit of at least 3/8" diameter as measured 1/2" from the ring. The snaffle bit may be jointed, double jointed or unjointed. Full cheek (with or without keepers), French and Dr. Bristol snaffle bits are permitted. The following are not permitted: Ornamented bridles, browbands or cavessons or saddle seat style coloured browbands/cavessons; unconventional tack such as figure-eight, drop or flash nosebands.
2. Breastplate or breast collar is optional.
3. Type of English saddle is optional, but forward seat type saddle recommended. Saddle Seat type saddles are not allowed.
4. Informal attire is required. It includes conservative colour (black, blue gray, green or brown and conservative shades thereof) made materials that are suitable for hunting. Discrete patterns such as tweeds, hounds' tooth, jacquard, pinstripes or subtle patterns are permitted; glossy/ metallic/shiny fabrics or materials are not suitable for hunting. Jackets to be darker colour than jodhpurs. Ornamentation other than a stock or lapel pin, tie clip or tack or monogram are not allowed on any item of attire. Gloves are optional but if worn, must be of a conservative colour. Boots and conservatively coloured hunting cap or derby or approved protective headgear are mandatory. Approved protective headgear may be worn without penalty. Formal attire is not permitted. Non-conforming competitors must be severely penalized.
5. Spurs, crop or bat, no longer than 30" including lash, are optional at the exhibitor's discretion. **Exception:** side-saddle.

#### **ARTICLE B2003 QUALIFYING GAITS**

It is imperative that the horses give the distinct appearance of being a pleasure to ride and display a pleasurable and relaxed attitude. As opposed to horses shown in an upright frame, the Hunter Pleasure horse should be in a longer, more rectangular frame with a neck carried lower and in a more relaxed manner with less bend at the poll. The stride at every gait should be long, cover ground and exhibit efficiency of movement. While some degree of carriage is appropriate in a Hunter Pleasure horse, a stride that is short, high and round is not appropriate. Horses that are, for more than

### Part Two – Arabian, Half-Arabian, Anglo-Arabian

a few strides, high headed, ridden on a draped rein, not in an appropriate frame, on the forehand, short-strided or behind the vertical MUST be severely penalized

1. WALK, a four-beat gait: Straight, true, and flat-footed. Regular and unconstrained with good reach.
2. TROT, a two-beat gait: Straight and regular. The trot should be mannerly, cadenced and balanced. To be performed at a medium speed with a free-moving, long, ground covering, efficient stride that is NOT short, high, round or choppy. Rider to post the trot.
3. CANTER, a three-beat gait: Even, smooth, unhurried, straight and correct on both leads.
4. HAND GALLOP: The hand gallop is performed collectively with a long, free, ground covering stride. The amount of ground covered may vary between horses due to difference in natural length of stride. A decided lengthening of stride should be shown while the horse remains controlled, mannerly, correct and straight on both leads.

### **ARTICLE B2004 CLASS SPECIFICATIONS**

1. OPEN. To be shown at a walk, trot, canter and hand gallop both directions of the ring. To stand quietly and back readily. To be judged on manners, performance, suitability as a Hunter, quality, and conformation.
2. JUNIOR HORSE. To be shown at a walk, trot, canter and hand gallop both directions of the ring. To stand quietly and back readily. To be judged on quality, performance, suitability as a Hunter, manners and conformation.
3. AMATEUR.. To be shown at a walk, trot, canter, and hand gallop both directions of the ring. To stand quietly and back readily. To be judged on manners, performance, suitability as a Hunter, quality, and conformation.
4. LADIES, GENTLEMEN. To be shown at a walk, trot, canter and hand gallop both directions of the ring. To stand quietly and back readily. To be judged on manners, performance, suitability as a Hunter, qualify and conformation.

## **CHAPTER 21 ARABIAN JUMPER**

### **ARTICLE B2101 GENERAL**

1. Horses may be shown with braided mane and tail.
2. Type of English saddle is optional. Any type of bridle is allowed, including but not limited to gag bits and mechanical hackamores. Martingales, tiedowns, boots and bandages are allowed. Restrictive devices such as the German martingale, de Gogue, Chambon, draw reins, may be used for schooling on the flat but are not permissible over fences or in the competition ring.
3. Dress – refer to Section G Hunter-Jumper.
4. Championships are not recommended in Jumper sections of the Arabian Division but if offered, must be conducted in accordance with G605.

### **ARTICLE B2102 COURSES AND SCHOOLING**

1. Prize list must specify the Table and Section under which each class will be scored. Minimum and Maximum height and spread must be stated for all classes not covered by B2106.
2. Rules regarding personnel and timing equipment see G805.
3. Course and the order of go must be posted in a conspicuous place at least one-half hour prior to the start of the class. Jumping order should be legible to a mounted rider. Jumping order refer to G806.

EC National schooling rules for Jumpers will apply. G201.

### **ARTICLE B2103 SCORING**

Refer to Section G. Chapter VI Table of Penalties.

1. Ties for first place must be jumped off. The time taken to complete the course will decide between any horses tied other than first place. Any competitor who informs the judge that he will not participate in a jump-off is placed last of the competitors in that jump-off.

### **ARTICLE B2104 CLASS CONDITION**

It is recommended that Table A conditions be used by Arabian Jumper competitions.

### **ARTICLE B2105 COURSES**

1. Well-designed courses are the prime requisites for successful jumper classes.
2. The first criteria of a good course is its suitability to the capabilities of horses which will jump it and to the conditions of the class. Height and width of jumps are not the only important factors. Of equal or greater significance are types of obstacles, relation of height to width or spacing between jumps. Jumper courses traditionally offer a great variety of jumps, (brighter, more unusual) than do hunter courses and may include types of fences forbidden in Hunter courses. Refer to FEI Art. 208 – Obstacles.
3. Courses must be posted at least one-half (1/2) hour ahead of competition.
4. Judges must inspect the courses.
5. Jump-offs G707.
6. Obstacle requirements. FEI Art. 206
7. Alteration of course FEI Art. 206
8. Time allowed FEI Art. 227 and Time Limit FEI Art. 228

**ARTICLE B2106 ARABIAN JUMPER CLASS SPECIFICATIONS**

1. AMATEUR – Classes may be offered at 0.80 meters, 0.90 meters, 1.0 meters and 1.10 meters.
2. OPEN – Classes may be offered at 0.80 meters, 0.90 meters, 1.0 meters and 1.10 meters.
3. LOW/NOVICE – Classes may be offered at 0.70 meters, 0.80 meters and 0.90 meters.

SPREADS NOT TO EXCEED HEIGHT OF FENCE.

## **CHAPTER 22**

### **ARABIAN WORKING HUNTER**

#### **ARTICLE B2201 GENERAL**

Horses may be shown with a braided mane and tail secured by yarn, tape or rubber bands. NO Decorations.

2. Performance to be judged on even hunting pace, way of going, manners, jumping style over a course. Bad jumping (i.e. hanging legs, twisting, dropping shoulders, etc.) must be penalized.
3. All horses must be serviceably sound. All horses being considered for an award must jog for soundness (Exception: Under Saddle classes, Working Hunter classes with specifications that do not require horses to jog, equitation classes, local or unrated classes) using either Option A or Option B below. Management must state in the competition prize list which method of jogging will be used. Horses that are unsound will be eliminated and ineligible for an award in that class. The judge's decision regarding soundness is final.
  - a) Option A: Horses are required to trot a circle on a loose rein at the end of each over fences performance. Horses may be asked to return to the ring and trot another circle at the judge's discretion.
  - b) Option B: Horses will be jogged together with the rider unmounted in the judge's order of preference. Two additional entries in addition to the number of ribbons must jog if there are sufficient entries. Horses may be asked to re-jog at the judge's discretion.
4. No show shall offer a Championship unless a minimum of three classes are held, one of which must be an under-saddle class and the other two over fences. The prize list must designate all full point classes counting for the Championship.
5. Open cards may be kept during competition but horses must be jogged separately for soundness for each section. Horses may be jogged in order of Judge's preference.
6. Horses competing in 'Horses 14.2HH and under 'classes are required to have an EC Horse Recording or measurement verification. Measurements must be conducted at Arabian competitions in accordance with EC Section A, Chapter 11.
7. Shows are encouraged to offer open schooling in the competition arena over the course material prior to the start of the competition. Schooling times should be made available, where horses and riders can school over fences and at distances that approximate the show ring conditions. It is imperative that the course designer is familiar with the Arabian Breed and set distances appropriately.

#### **ARTICLE B2202 APPOINTMENTS**

1. Light hunter-type bridle, snaffle, (including full cheek with or without keepers, snaffles with slots for reins and/or cheek pieces), pelham and full bridles, all with cavesson nosebands. A judge may penalize, at his/her own discretion, any horse with non-conventional types of bits or nosebands. Converters are not allowed. Martingales of any type are prohibited in Hunter Hack and Hunter Under Saddle.
2. Type of English saddle is optional.
3. Breastplate or breast collar and/or martingale are optional.

**Exception:** See Article B2202.1.

### Part Two – Arabian, Half-Arabian, Anglo-Arabian

4. Boots and bandages are prohibited. In the case of inclement weather, competition management may permit the use of bell boots only.
5. Informal attire of suitable material for hunting is required. It consists of conservatively coloured coat of any tweed or Melton (conservative wash jackets in season), breeches (or jodhpurs), and boots. Half Chaps are allowed. Approved protective headgear is mandatory when riding over fences anywhere on the competition grounds.
6. Spurs, whip, crop or bat optional, at the exhibitor's discretion. Competitors are prohibited from carrying a whip that is longer than 30 inches (75 cm) while competing or schooling over fences. A rider may not carry more than one whip. Whips weighted at the end are prohibited.

### **ARTICLE B2203 CLASS SPECIFICATIONS**

1. Arabian Hunter Under Saddle

To enter the ring counter-clockwise at a walk. To be shown at a walk, trot and canter both ways of the ring and a gallop one way, with no more than eight horses to gallop at one time. The neck should be carried in a relaxed, natural manner.

  - a) Qualifying Gates
    - (i) WALK: true, four-beat and ground covering.
    - (ii) TROT: low, ground covering, balanced and free moving. Posting is required.
    - (iii) CANTER: ground covering, free moving, smooth and relaxed.
    - (iv) HAND GALLOP: ground covering, free moving and smooth. The hunter hand gallop should show a definite lengthening of stride, while still being controlled and mannerly
  - b) To be eligible for an Under Saddle class counting toward a Championship, horses must be entered in and complete at least one course over obstacles during the competition. To be judged on performance and manners. Manners to be emphasized in Junior and Amateur classes.
2. When two or more horses are qualified for the under saddle portion in AAOTR/AOTR/JOTR Working Hunter classes, substitute rider(s) may be an unrelated amateur PROVIDED one horse is ridden by the owner.

### **ARTICLE B2204 COURSES AND SCHOOLING**

A hunter course shall be any course which management deems a fair test of a hunter. Fences shall simulate obstacles found in the hunting field such as a natural post and rail, brush, stone wall, board fence or gate, coop, aiken, oxer, etc.

- a) Courses to consist of a minimum of 8 fences.
- b) Combinations are not required.
- c) When distances between related fences in all classes, rated or unrated, are 100' or less, the distance must be included on the posted course diagram.
- d) Distances are to be determined by the course designer and can be adjusted after the schooling session and before competition. Once set they must remain the same for the entire class. **Exception** Combined Hunter, when combined, the distances may be altered as fence heights are adjusted.
- e) Distances between the fences are determined as per USEF/EC/USHJA Course Design guidelines and are based on the height of the fences, the desired number of strides to be taken between fences, the direction that the horses are jumping and arena conditions such as size and footing, indoor

Part Two – Arabian, Half-Arabian, Anglo-Arabian

or outdoor. These distances are a guideline and course designers may alter based on conditions.

- f) All obstacles, except those noted below, must be set at required height. The required height may have a variance of no more than 2” over or under.
  - i. Walk fences may not exceed 2’ in height and spread.
  - ii. Trot fences may not exceed 2’6” in height and spread for horses and 2’ in height and spread for horses 14.2 HH and under.
  - iii. Brush obstacles, hedges, split-rail fences, simulated rock or stone walls, ditches, banks and other specialty jumps designed to simulate natural obstacles found in the hunt field.
  - iv. The first fence of any hunter course.

EC Schooling Rules for Hunters will apply (see Rules of Equestrian Canada, Section G, Hunter, Jumper).

**ARTICLE B2205 WORKING HUNTER HEIGHTS OF OBSTABLES**

1. Heights of obstacles:

- a) ARABIAN GREEN WORKING HUNTER classes: Open - 2’6” 2’9” – An Arabian Green Hunter is a horse of any age in its first year or second year of showing in any classes in which the specifications require the horse to jump 2’6” or higher. Horses in their first year of competition will jump at 2’6” at Federation licensed Arabian competitions Equestrian Canada or AHA approved shows. Horses in their second year of competition year will jump at 2’6” 2’9” at Federation licensed Arabian competitions Equestrian Canada or AHA approved shows. Horses never to have competed over fences (Hunter, Equitation or Jumper) at a height of 2’6” or 2’9” according to their green eligibility height or greater prior to the beginning of the competition year. Exception: Hunter Hack classes or horses competing in their second year Green Hunters. Competition years need not be consecutive, however, if a horse has been shown in any two competition years at a height of 2’6” 2’9” or greater it is no longer eligible. Once a horse competes at a height over 2’9” it would no longer be eligible to compete as a green hunter. It is the sole responsibility of the owner to determine the eligibility of a horse to compete as a green hunter. Horses that have competed in Modified Hunter ATR and 14.2 hands and under prior to the 2017 competition year are still eligible to compete.
- b) Regular WORKING HUNTER classes: 3’, maximum spread of 3”, minimum of eight fences. Open to any horse of any age. To be judged on performance, manners and soundness.
- c) AMATEUR, HANDY, MODIFIED, STAKE WORKING HUNTER classes: 2’3” – 2’9”, maximum spread 2’9”, minimum of eight fences. To be judged on manners, performance and soundness.
- d) AOTR WORKING HUNTER classes: 2’3” - 2’9”, maximum spread 2’9”, minimum of eight fences. To be judged on manners, performance and soundness.
- e) Warm up: 2’ – 2’6”, maximum spread 2’6”, minimum of six fences. Not to be judged.
- f) Horses 14.2 HH and under Hunter classes, OPEN, AMATEUR. Manners paramount: fence height not to exceed 2’3” to 2’6” with a maximum

Part Two – Arabian, Half-Arabian, Anglo-Arabian

spread of 2'6". Minimum of eight fences. Must specify in the prize list whether these classes will be judged or not. To be judged on manners, performance and soundness. Stallions and adult riders permitted unless prohibited in the prize list. Cross entries permitted in any other Arabian, Half-Arabian or Anglo-Arabian breed-restricted class. Owner must possess a current measurement card or a valid measurement form issued by EC.

g) Cross Rails classes OPEN AMATEUR: fence heights not to exceed 18".

~~h) — Walk-Trot Cross Rails: 10 and under. Manners paramount. Riders are allowed to choose the gaits on course. Courses to consist of 8 cross-rail fences, not to exceed 18" in height. Trotting the full course is not to be penalized. A rider must never have been judged in a class at a Recognized or Licensed Competition that required a canter or lope. A rider must never have been judged in a class at a Recognized or Licensed Competition that required a canter or lope. Cross Rails 10 & Under cantering and or hand galloping are prohibited.~~

**Exception:** Short Stirrup Reining Riders and Cross Rail 10 & Under Riders

~~h) —~~ Working Hunter 2' classes, maximum spread 2', minimum of 8 fences.

2. WORKING HUNTER DERBY

Refer to AHA Resolution 06-21 at [arabianhorses.org](http://arabianhorses.org).

3. ARABIAN HUNTER HACK:

To be shown at a walk, trot and canter. Eight horses, if available, but never more than eight at a time, are required to hand-gallop one direction of the ring. Horses are also required to jump two fences. To be judged on performance, manners and soundness. This class does not count toward *any* Working Hunter Division Championship. Horses eliminated during either phase of the class cannot be considered for an award. Causes for elimination see Section G. Classes that can be offered Open, Junior Horse, ATR, AATR, JTR, AAOTR, JOTR, AOTR, AAOTR. Age splits are permitted.

- a) Prize Lists MUST indicate the maximum height of the fences either 2', 2'3", 2'6". One of the two fences must be at that height, plus or minus 2". The first fence must be no lower than 2'. The second fence should be an oxer not wider than 18" and equal to or higher than the first fence.
- b) Regional and National Junior Competitor, Amateur and Junior Horse classes will be set at 2'3", Open Classes at 2'6".
- c) Horses are shown first on the flat and then shown over 2 fences. The two fences may be either a single line, related distance, or two single fences, with an unrelated distance, i.e. not in a straight line. Two single fences with an unrelated distance is preferred. It is required that horses and riders have the opportunity before the start of the class to warm up over the two fences, in the direction that they are to be jumped.
- d) For Hunter Hack, it is not required that courses be posted. If no other over-fence classes are offered the course designer will set two fences, as per section d. above in consultation with the judge. If there is no designated course designer then show management, with the judge will set the two fences as per section d. above. If over-fence classes are being held and multiple fences are available in the arena to jump, the fences will be determined in consultation with the judge and course designer. If a course

Part Two – Arabian, Half-Arabian, Anglo-Arabian

is not posted, instructions will be given by the judge to the competitors as to which two fences are to be jumped.

Rider Eligibility:

- Working Hunter –ATR, JTR, AATR – 2’0”
- Modified Working Hunter, JTR/ATR/AATR – 2’3”
- Junior Competitor/Amateur Working Hunter JTR/ATR/AATR – 2’6”
- Junior Owner/Amateur Owner Working Hunter - JOTR/AOTR/AAOTR – 2’9”
- Working Hunter – Cross Rails not to exceed 18”. 8 cross rail fences, ATR, JTR, AATR
- Junior Competitor and Adult classes may be split by age groups if entries warrant,

4. DIVISIONS AND CHAMPIONSHIPS

- a) A Division is defined as a minimum of two (2) classes over fences and an under-saddle. The over fence classes may be Working Hunter, Handy Hunter or Working Hunter Stake. A division can be expanded to include three over-fence classes at a shows discretion.
- b) No competition shall offer a Working Hunter Division Championship unless a minimum of three classes are offered, one of which must be an under-saddle class and the other two or three over fences. The over-fence classes will be considered Working Hunter Classes unless deemed otherwise. Show management or course designer may deem one of the over-fence classes a Handy Hunter when courses are posted. Show Management may, prior to the commencement of competition, if three over-fence classes are offered, may deem one of the Working Hunter classes a Working Hunter Stake class. Working Hunter Division Champions are calculated in accordance with EC Section G Championships, except there is no minimum number of entries required.
- c) At Regional and Nationals Competitions, where horses are shown in 3 sections of the same class, riders may not be different from section to section.
- d) **Exception**, if a rider has more than one horse entered in the class, they may appoint another rider to ride their other entries in the Under Saddle section, or if a rider becomes ill and is unable to continue another rider, with the approval of the show steward, may compete in the remaining sections of the class. The alternate/substitute rider must be eligible to compete in the class where riders are restricted for eligibility

## **CHAPTER 23**

### **ARABIAN DRESSAGE HORSES**

#### **ARTICLE B2301 GENERAL**

Dress, Saddlery and Equipment must comply with EC Section E, Chapter 4, which can be accessed from the website: [www.equestrian.ca](http://www.equestrian.ca) rules, Section E Dressage.

1. TESTS - Class specifications and tests to be judged in accordance with EC Dressage Division rules, except where stated herein.  
Tests requirements for AHA Regional and National Championships are contained in the AHA Handbook.
2. When cross entry is permitted between Dressage Arabian classes and other Arabian classes at a show, Dressage Division saddle and equipment rules apply only to the designated dressage warm-up and competition areas, or when exhibitors are actually warming-up for a Dressage class.
3. Arabian horses entered in Open Dressage classes must follow EC Rule Book Dressage Division rules, and be properly enrolled with AHA to receive qualifications for AHA Regional and National Competitions.
4. Horses competing in the Arabian Dressage Division may compete in more than one Licensed Competition on the same day.
5. Horses must meet the AHA qualification requirement for each level in which they are entered. See current AHA handbook for Dressage Regional and National qualification rules.
6. A horse may be named Arabian Regional/National Champion at two consecutive levels. Scoring procedures see AHA handbook.
7. WHIPS – Dressage whips are to be in accordance with Section E - Dressage. Whips are prohibited in AHA Regional and National Championship classes.  
**Exception:** competitors riding side-saddle may carry a whip that does not exceed 120 cm or a leather-bound sidesaddle cane not to exceed 92 cm. Callers provided by the competitor are permitted at AHA Regional level.  
**Exception:** All FEI Tests, including FEI Junior Tests, and all Freestyle Rides must be ridden from memory. AHA National level tests must be ridden from memory.
8. In Arabian shows, Bronze competitions will use ‘r’ judges or higher; Silver competitions will use ‘B’ judges or higher.
9. The Arabian National Championship competition will use (M) judges or higher.
10. Introductory (walk/trot dressage) classes at AHA-recognized competitions, when ridden by an exhibitor, competing only in walk/trot classes, will not be considered one of the two levels to which the horse is restricted at that competition under EC rules.
11. Dressage horses competing at AHA-recognized competitions are not limited to a maximum of four rides per day at Fourth Level or below.
12. For the Arabian division and Arabian classes within open competitions, adult amateurs are defined as those no longer eligible to compete as junior exhibitors (as of December 1<sup>st</sup> the previous year).
13. Half marks have been approved in Dressage tests.
14. Ties: In the event that the Collective Marks are identical, the competitor with the highest movement score shall be determined the winner. (Start at the top of the movement scores and work down until the tie is broken). If a tie remains, the judge(s) must break the tie.

Part Two – Arabian, Half-Arabian, Anglo-Arabian

15. Approved protective headgear\* must be worn by all riders competing in all levels of Dressage and Dressage Seat Equitation when mounted on the competition grounds or warming up of a Dressage test.
16. Arabian Dressage horses may be warmed up by someone other than the exhibitor, but riders must adhere to the Safety Headgear rule.
17. Ear plugs and false tails are illegal.

**ARTICLE B2303 IN HAND**

Classes may be held in any age groups deemed appropriate by competition management and published in the prize list with the exception that horses of one sex shall not be judged against those of the opposite sex. Specified group classes or specified championship classes are exempted. The use of the whip is only to guide the horse.

**ARTICLE B2304 WESTERN DRESSAGE GUIDELINES**

Refer to USEF WD.

1. WDAA TESTS TO BE USED
2. Western Dressage Classes Breaking Ties
  - a. In the event two or more competitors have equal points (a tie), the tie shall be broken pursuant to EC Rule Book except when after a review of the scores for Collective Marks/General Impressions there remains a tie, the tie must be broken as follows:
    - i. The competitor with the highest Collective Mark scores by the judge sitting at C shall be declared the winner of the tie; or
    - ii. If in the event there remains a tie with the judge's (sitting at C) Collective Mark scores, the winner of the tie shall be determined by that judge's scores as follows:
  - b) The competitor with the highest free walk score shall be determined the winner; or
  - c) If in the event there is a tie on the free walk, the competitor with the highest sum of scores with coefficients greater than one shall be determined the winner; or
  - d) If in the event there is a tie based on the sum or the scores with coefficients greater than one, the competitor with the first highest Collective Mark score shall be determined the winner. (Start at the top of the collective mark scores and work down until the tie is broken); or
  - e) If in the event that the Collective Mark scores are identical, the competitor with the first highest movement score shall be determined the winner. (Start at the top of the movement scores and work down until the tie is broken); or
  - f) If a tie still remains, the judge(s) must break the tie.

See the Glossary, "Headgear Standards".

## **CHAPTER 24 ARABIAN SPORT HORSES**

The Sport Horse section was developed to evaluate and encourage the breeding of Purebred Arabian and Half-Arabian/Anglo Arabian horses suitable for Dressage, Western Dressage, Working Hunter, Eventing, Jumper, Carriage Pleasure Driving, Combined ~~Training/Eventing~~Driving, ~~Distance Riding and~~ Racing, Competitive Trail and Endurance, and to provide an opportunity to demonstrate the effectiveness of breeding programs. Form to function will be emphasized.

Sport Horse classes in the Arabian, Half-Arabian and Anglo/Arabian Division must be judged by:

1. Federation licensed Dressage or DSHB or Hunter or Hunter Breeding or Jumper, or
2. Equestrian Canada licensed Senior Dressage or Hunter or Jumper Judge with guest card, or
3. USEF or EC licensed Arabian Judge with an AHA Sport Horse Specialty Card. USEF/EC licensed Arabian judges with an AHA Sport Horse Specialty Card will be licensed to judge Sport Horse Classes at the licensed regular or local competitions.

Sport Horse classes in the Arabian, Half-Arabian and Anglo/Arabian Division are to be judged by Federation/Equestrian Canada judges licensed in Dressage Sport Horse Breeding, Hunter Breeding, Dressage, Hunter or Jumper divisions; no guest card will be required. In the event that a Competition Management intends to schedule a Dressage Judge outside of the limitations of Section E14.8, it must be specifically noted in the contract. Management must also specify in the contract which classes the Dressage judge is contracted to judge, i.e. Dressage and/or Sport Horse. Management and the Dressage judge must agree upon the contract provisions, to eligible overtime and compensation; both Management and the Dressage judge must sign and date the contract.

### **ARTICLE B2401 GENERAL**

1. In-hand, Show Hack and Under Saddle Sport Horse classes for Arabian and Half-Arabian/Anglo-Arabian Sport Horses may be held separately or in conjunction with any recognized Arabian competition. Sport Horse in-hand and under saddle classes may be held for stallions, mares and geldings. Anglo Arabian and Half Arabian stallions may show in the in-hand, under saddle and sport horse show hack classes.
2. In-hand Classes: Conformation is to be evaluated in terms of potential trainability, potential performance and predisposition to soundness. Form to function is to be emphasized. Blemishes are not to count unless resulting from conformation faults. Gaits are to be evaluated in terms of purity, quality and correctness. Correct gaits which contribute to ease in training and the horse remaining sound and useable are most important. Purity and quality are judged mainly in profile. Correctness is judged mainly while the horse is coming to and going from the judge's position. Colts and stallions two years and over must have both testicles descended. For mandatory causes of elimination refer to

Part Two – Arabian, Half-Arabian, Anglo-Arabian

B1402.6. Excessive use of whip may be penalized at the judge's discretion. Only clear or transparent products may be used on the hooves of horses while being shown in breeding and/or in-hand classes

- 3 Sport Horse In Hand and Under Saddle classes may be divided at the discretion of competition management into Dressage type and Hunter type. Horses may cross enter. All appointments and attire must match for the discipline being shown. Competition management is encouraged to offer separate Championship classes for each type, but the championship classes may be combined at competition management's discretion. If competition management decides to combine the types for the championship, the appointments and attire for each exhibitor must match for the specified discipline (dressage or hunter) DR Section E4.2 HU Section G202.
  - a) Dressage type – displays the conformation and movement qualities as follows: Horses of this type carry a higher set-on neck than the Hunter type with sufficient length and flexion of the poll. Movement should be free, elastic, active and regular with good push from behind without tension and with a tendency toward an uphill balance.
  - b) Hunter type – displays the conformation and movement qualities as follows: Horses of this type carry a more level frame than the Dressage type horse, yet must display a natural looking carriage. Movement should have good ground cover and tend to be long and low with good push from behind, free of tension and showing good balance.
4. When possible, the announcement of awards will include the breeding of the horses pinned; sire and dam as well as the name of the owner and the breeder.
5. Competition Veterinarian. The competition veterinarian must be available to the judge, if on the premises. If unavailable, the Judge's decision is final as to the serviceable soundness of a horse.
6. Sport Horse In Hand classes may be run on open cards.
7. Half/Anglo Arabian stallions may compete in their corresponding Sport Horse In-hand classes and may compete in Sport Horse performance classes for Half/Anglo Arabian Horses.

**ARTICLE B2402 SPORT HORSE APPOINTMENTS AND ATTIRE**

1. Braiding is optional.
2. Boots or bandages of any kind are forbidden during a class. In the event of injury, the judge may permit a protective bandage. In the case of inclement weather, competition management may permit the use of bell boots and/or protective bandages on the front legs.
3. SPORT HORSE IN HAND Classes.
  - a) TACK. Bridles are mandatory on horses three years old and older. A bridle shall be a dressage-type snaffle bridle (for dressage type) or hunter-type snaffle bridle (for hunter type). Snaffle bit may be with or without cheeks, keepers allowed. Use of a noseband is optional, but if used, the style used must match the discipline being shown. A split or single lead may be of leather or leather-like material with or without a chain may be used, and must be attached directly to both sides of the bit, with/or instead of reins. Horses aged two years may be shown in a bridle (as listed above), or a plain leather stable halter. Horses under age two years must be shown in a plain leather stable halter. Whether used with a bridle or a halter, a properly fitted chain should be short enough to prevent the horse from

Part Two – Arabian, Half-Arabian, Anglo-Arabian

getting it in their mouth and the chain will never be placed over the nose or in their mouth. Competitors with non-conforming appointments will be eliminated from judging consideration.

- b) ATTIRE FOR SPORT HORSE IN HAND- Conservative casual attire is recommended for the handler. This would include casual pants and shirt. Also acceptable would be dressage or hunter attire including breeches, boots, shirt with tie or choker collar, providing the tack matches the attire for the specified discipline. Jackets, hats, vests and gloves are optional. The handler may carry only one whip, maximum length of six feet, including lash and without attachments (i.e: plastic bags, ribbons, etc.)

4. SPORT HORSE UNDER SADDLE Classes.

- a) APPOINTMENTS (TACK & ATTIRE). Competitors with non-conforming appointments will be eliminated from judging consideration. Appointments (tack & attire) must adhere to one discipline (dressage or hunter) and are not to be mixed. Refer DR – EC Section E; HU – EC Section G. Whips, crops or bats appropriate to and legal for the Type are permitted in all Sport Horse Under Saddle Classes, including Championships. Earplugs are permitted in the Arabian Sport Horse division regardless of Type.

Mixing tack is not permitted (e.g. Pelham bit not permitted with a dressage style bridle.)

- i) Converters on Pelham bits are not permitted and two reins are required.
- ii) Unconventional bits may be penalized at the discretion of the judge.
- iii) Double bridles are permitted except in Junior Sport Horse Under Saddle classes where snaffle bits are mandatory. If using a double bridle of either style, the lever arm/shank (length below the mouthpiece) must not exceed 3.94 inches or 10 cm. The inside diameter of the bridoon ring must not exceed 3.15 inches or 8 cm.
- iv) Kimberwick bits are prohibited.
- v) Martingales are prohibited.

If the show is offering dressage type and hunter type splits, each exhibitor must ensure the appointments (tack & attire) are legal for match the type shown. If the show does not offer the splits for the under-saddle classes and/or championship classes, each exhibitor must ensure their appointments (tack & attire) adhere to one discipline only (dressage or hunter).

- b) ATTIRE FOR SPORT HORSE UNDER SADDLE CLASSES. Refer to EC – DR Section E and EC – HU Section G

5. SPORT HORSE SHOW HACK Classes.

- a) APPOINTMENTS (TACK & ATTIRE). Competitors with non-conforming appointments will be eliminated from judging consideration. Appointments (tack & attire) must adhere to one discipline (dressage or hunter) and are not to be mixed. Refer to EC – DR Section E and EC – HU Section G.

- b) TACK. Dressage style snaffle bridle, or hunter style snaffle or Pelham bridle or dressage style double bridle or hunter style double bridle acceptable. Converters on Pelham bit not permitted and two reins are

### Part Two – Arabian, Half-Arabian, Anglo-Arabian

required. Unconventional bits may be penalized at the discretion of the judge. If using a double bridle of either style, the lever arm (length below the mouthpiece) must not exceed 3.94 inches or 10 cm. The inside diameter of the bridoon ring must not exceed 3.15 inches or 8 cm. Cavesson nosebands to be used but flash nosebands would be acceptable when using a snaffle bridle and snaffle bit. Kimberwick bit is prohibited. Martingales are not permitted.

#### 6. ATTIRE FOR SPORT HORSE SHOW HACK CLASSES.

- a) Informal attire consists of conservatively-coloured short, dark coat, with tie, stock tie or choker collar, white or light coloured breeches, boots or smooth leather half-chaps, hunt cap, derby, top hat or approved protective headgear.
- b) Formal Attire consists of white breeches, top hat and shadbelly coat may be worn. It is usual to wear such attire after 6:00 pm or in championship classes.
- c) Spurs and whip are optional. If a whip is carried must adhere to the discipline shown by the exhibitor.
- d) This is not a dressage class and approved protective headgear is optional with Dressage attire.

### **ARTICLE B2403 QUALIFYING GAITS**

1. IN HAND CLASSES. Horses shall be shown at the walk and trot on the triangle and standing in a relaxed and open position for conformation judging with all four legs visible to the judge from either side, neck in a natural position, the handler standing away from the horse with a loose lead line.
2. GROUP CLASSES. (Get of Sire, Produce of Dam). The Group score sheet shall be used. Horses shall be shown in entry groups, but not necessarily on the triangle. The judge will require the individuals of each group to move at the walk and trot, either in line, or moving around the arena but not necessarily on triangle pattern. Horses shall stand for conformation judging before and/or after completion of the group's movement.

UNDER SADDLE CLASSES. To be shown at a walk, working trot and canter both directions of the ring. Judges may request lengthening of stride at any gait and may request horses to back in the line-up. To stand quietly and back readily.

ARABIAN SPORT HORSE SHOW HACK. To be shown at a walk, working trot, canter (collected, normal and extended gaits) both directions of the ring, and hand gallop. Will be asked to rein-back in the line-up. Fall of horse or rider eliminates.

### **ARTICLE B2404 CLASS SPECIFICATIONS**

1. IN HAND CLASSES. To be judged on way of moving, conformation and general impression, to include overall breed standard, expression, manners, masculinity, femininity, development related to age and suitability as a Sport Horse. 40% Conformation; 40% Movement; 20% General Impression. Sport Horse In-Hand Championships shall be based upon highest scoring horses in qualifying classes. Sport Horse In-Hand Champions and Reserve Champions must be at least one year of age or older. No horse may be named Champion and Reserve Champion in the same class (eg. When amateur and open classes

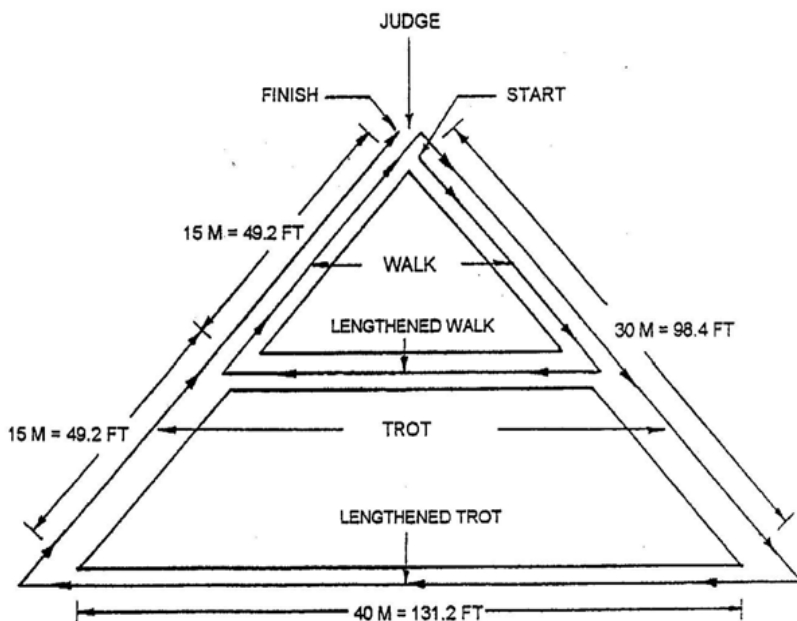
### Part Two – Arabian, Half-Arabian, Anglo-Arabian

qualify for the same championship class). If the same horse has the two highest scores, the next highest eligible horse shall be named Reserve Champion.

2. **IN HAND GROUP CLASSES.** To be judged on movement, conformation and general impression, to include emphasis on reproductive likeness, uniformity, overall breed standard, masculinity, femininity and apparent ability of sires and dams to produce or beget Sport Horse breeding and performance stock. Transmissible weaknesses or predisposition to unsoundness shall be penalized, commensurate with severity. To be judged 40% Conformation; 40% Movement; 20% General Impression. Half/Anglo stallions may compete in their corresponding Sport Horse In-Hand classes and may compete in Sport Horse performance classes for Half/Anglo horses. Half/Anglo Arabian colts/stallions may compete in weanling and yearling Breeding/In-Hand classes for geldings.
3. **UNDER SADDLE CLASSES.** To be shown at the walk, trot, and canter both directions of the ring. Judge may request lengthening of stride at any gait and may request horse to back in the line-up.
  - a) **OPEN, LADIES, GENTLEMEN.** To be judged on performance (purity and quality of gaits), manners, conformation, suitability as a working Sport Horse and quality.
  - b) **AMATEUR:** To be judged on manners performance (purity and quality of gaits), suitability as a Sport Horse, conformation and quality.
  - c) **JUNIOR HORSE.** To be judged on quality, suitability as a Sport Horse, performance, conformation and manners.
4. **ARABIAN SPORT HORSE SHOW HACK**
  - a) **OPEN, LADIES, GENTLEMEN.** To be judged on performance, manners, quality and conformation.
  - b) **AMATEUR,** To be judged on manners, performance, quality and conformation.

### **ARTICLE B2405 CLASS CONDUCT**

1. **IN-HAND CLASSES.** Horses will be shown individually on the triangle, assistant handlers or whip handlers are not allowed. In-hand Classes may be held in any age groups deemed appropriate by competition management and published in the prize list with the exception that horses of one sex shall not be judged against those of the opposite sex. Exception: Specified group classes or specified championship classes may have horses of all sexes.
  - a) **TRIANGLE.** Following a posted or announced order, or on request from the judge, entries in each class will approach the judging area one at a time, walk to the apex of the triangle. Conformation judging may take place before and/or after performance on the triangle, so wait for the judge's instructions. The handler will lead the horse on the perimeter of the triangle in a clockwise direction at the walk and trot, returning to the apex to wait for further instructions. Repetition of all or any part of the movement at the judge's request only. At the completion of the judging, the handler will lead the horse away from the judging area. The next shall enter the judging area promptly.



- b) Corners of the triangle should be well defined. Decorative fencing, plants or flowers are allowed.
  - c) Dimensions of the triangle may be altered to accommodate the size of the arena, to allow sufficient space for the horse to move around the corner as well as safe judging space for officials.
  - d) Foals shall not accompany nor be accompanied by their dam.
  - e) Open Cards may be used.
2. **GROUP IN-HAND CLASSES.** Get of Sire/Produce of Dam. Groups will be examined one group at a time, but not necessarily on the triangle. Foals may not be shown loose. All horses to be awarded Championships will be called to the arena as a group and will remain while all Championship awards are given. The awards will be presented as soon as possible following the last in-hand class.
3. **UNDER SADDLE.**
- a) Score sheets are not used for Sport Horse Under Saddle.
  - b) Judge must excuse from the ring, any unruly horse or one whose actions threaten or endanger other exhibitors or their entries.
  - c) To enter the ring counterclockwise at the trot. To be shown at a walk, working trot and canter both directions of the ring; lengthening of the gaits may be called for. Horses shall be asked to rein-back, either on the rail or in the line-up. Judges are required to consider the performance at each gait equally in adjudicating these classes.
4. **SPORT HORSE SHOW HACK.**
- a) Score sheets are not used for Sport Horse Show Hack classes.
  - b) Judge must excuse from the ring any unruly horse or one whose actions

## Part Two – Arabian, Half-Arabian, Anglo-Arabian

- threaten or endanger other exhibitors or their entries.
- c) To enter the ring counterclockwise at the normal walk or normal trot. To be shown at a walk, working trot, canter; (collected and extended and normal gaits) and hand gallop. All gaits are required both directions of the ring. To stand quietly and rein-back readily.
  - d) OPEN. To be judged on performance, manners, quality, and conformation.
  - e) AMATEUR. To be judged on manners, performance, quality, and conformation.

### **ARTICLE B2406 SCORING PROCEDURES**

1. The judge shall use the approved individual score sheets for individual classes, and the group score sheet for group classes (Get of Sire and Produce of Dam). AHA score sheets for individual, group, master class and championships will be provided to show management by AHA. Show management may make as many individual copies as necessary for their competition. Score sheets are not required for Sport Horse Under Saddle classes or for Sport Horse Show Hack classes.

The AHA INDIVIDUAL Score Sheet is divided as follows:

- Movement - 40% (20% for walk and 20% for trot)
- Conformation - 40%
- Expression, Manners, Willingness - 10%
- Quality, Balance and Harmony, Suitability as a Sport Horse - 10%
- Transmissible weaknesses or predisposition to unsoundness shall be penalized commensurate with severity.

GROUP CLASSES (Get of Sire, Produce of Dam). Horses will be judged at the walk and trot, but not necessarily on the triangle. Horse shall stand for conformation judging before and/or after completion of the group's movement. The AHA Score Sheet is divided as follows:

- Movement - 40% (20% for walk and 20% for trot)
- Conformation - 40%
- Quality and Uniformity of Quality (Reproductive likeness) - 10%
- Overall Quality, Balance, Harmony (Apparent ability of sire or dam to produce or beget Sport Horse performance or breeding stock - 10%.

Scores shall be reported as a total based on the stated percentages against a possible total of 100% and all scores and placings must be posted (A copy of the master class score sheet may be posted to satisfy this requirement).

2. Decimals may be used in scoring.  
Scores: 10 excellent; 9 Very Good; 8 Good; 7 Fairly Good; 6 Satisfactory; 5 Sufficient (some concern for heritability and soundness; 4 Sufficient (definite concern for heritability and soundness; 3 Fairly Poor; 2 Poor; 1 Very Poor.
3. A scribe shall be provided for each judge, to record the scores and comments on the score sheets and may be asked to transfer scores from the individual sheets to the master score sheet.
4. Tied scores shall be broken first by referring to the totals of the movement scores, then conformation, then overall balance and finally manners. If still tied, the Judge (or call judge in a multiple judge system) will make a final tie-breaking decision.
5. When more than one judge officiating, each judge will have a scribe and

Part Two – Arabian, Half-Arabian, Anglo-Arabian

separate score sheets. Two judges may officiate on one triangle, opposite sides of the horse.

6. If a mathematical error on the score sheet is discovered, it must be brought to the attention of show management within one hour of the official posting of the scores from the last class of the show day. Show management must announce said posting, and must make score sheets available to competitors immediately.

**ARTICLE B2407 SPORT HORSE SHOWMANSHIP**

1. Purpose

To be judged on presentation of horse, neatness and appearance of handler, overall condition of the horse, handling techniques, appropriate tack and equipment, and ability to show the horse to the best advantage.

2. General

- a) Classes may be divided by age of handler.
- b) Unsoundness of the horse being shown shall not penalize a handler unless it is sufficiently severe as to impair the required performance, in which case penalty is at the judge's discretion.
- c) Offering prize money in Youth Sport Horse Showmanship is prohibited.
- d) A minimum of six ribbons should be awarded, but no more than ten places are recommended.
- e) Hair must be neat and securely fastened so as not to cover the handler's number. The handler's number must be worn on the back and must be clearly visible.
- f) Excessive coaching or unauthorized assistance in any manner is subject to penalty or disqualification at the judge's discretion. It is recommended that stallions be prohibited, but it must be stated in the prize list.

3. Class Conduct

- a) The AHA Individual Sport Horse Showmanship Score Sheet shall be used. Each judge will be assigned a scribe who will record scores and comments as dictated by the judge. Horses will be shown individually on the triangle.

The AHA score sheets will be provided to competition management by AHA. Competition Management may make as many individual copies as necessary for their competition.

- b) Following a posted or announced order, or on request from the judge, entries in each class will approach the judging area one at a time, and walk to the apex of the triangle. The presentation judging while the horse is stationary may take place before or after performance on the triangle; the handler must wait for the judge's instructions before proceeding on the triangle. The handler will lead the horse on the perimeter of the triangle at the walk and trot, returning to the apex and wait for further instructions. At the completion of the judging, the handler will lead the horse away from the judging area. The triangle may be adjusted to fit local conditions.
- c) The horse is to be shown in an "open position." The traditional way of showing open position would be with the right front leg slightly back and the right hind leg slightly forward; but as long as all four legs of the horse are visible to the judge when standing on either side of the horse, this stance would be acceptable. The horse's head and neck should be allowed to show in a natural and comfortable carriage, and the handler

Part Two – Arabian, Half-Arabian, Anglo-Arabian

should stand away from the horse with a loose lead line. Handlers may use treats to keep horse's attention and focus.

- d) Judge must excuse from the ring any unruly horse or one whose actions threaten to endanger other exhibitors or their entries.
  - e) A whip may be used to guide the horse.
  - f) Decimals may be used in scoring.
  - g) Tied scores for Sport Horse Showmanship shall be broken first by referring to the handling technique, and if those scores are equal, refer to the movement scores (walk and trot presentation combined). If still tied, the tie will be broken at the judge's discretion.
  - h) Scores shall be reported as a total possible 100 points. All scores and placings must be posted.
  - i) If a mathematical error on the score sheet is discovered, it must be brought to the attention of competition management within one hour of the official posting of the scores from the last class of the competition day. Competition management must announce said posting, and must make score sheets available to competitors as soon as possible after completion of the class.
4. For appointments, see B2402
5. Showmanship Faults/Eliminations

<b>Faults</b>	<b>Eliminations</b>
Excessive amounts of oil, grease or other similar substances	Removal of eyelashes
Not following the judge's instructions	Improper tack
Handlers not showing the horse, but just showing themselves	Any handler not having his horse under sufficient control
Not lining up in front of the judge when walking and trotting	
Standing in a position to obstruct the judge's view of the horse	
Excessive use of the whip or actions that may disturb other entries	
Not holding the lead/reins correctly or jerking the lead/reins excessively	
Improper attire or attire not clean and neat	
Horse in poor condition, not clean or properly groomed	
Tack that is not clean	
Use of black hoof polish	
Number not worn or improperly displayed	

## **CHAPTER 25**

### **ARABIAN FORMAL DRIVING**

#### **ARTICLE B2501 GENERAL**

1. Competitors to enter the ring in a counterclockwise direction at a trot.
2. Judges are required to consider the performance at each gait equally in adjudicating this class.
3. At the discretion of the competition management, one header per horse may be utilized to ensure the safety of the exhibitors. Headers must be properly attired. A white smock is usual.

#### **ARTICLE B2502 APPOINTMENTS**

1. To be shown in a light show harness, bridle with blinkers, overcheck (with separate overcheck bit) or sidecheck (separate sidecheck bit optional) and snaffle bit (straight or jointed). Equipment to be in sound condition.
2. A four-wheeled vehicle is required.

#### **ARTICLE B2503 QUALIFYING GAITS**

For gait descriptions, see Chapter 16, Park Horse, Article B1603, Qualifying Gaits.

#### **ARTICLE B2504 CLASS SPECIFICATIONS**

OPEN, AMATEUR, LADIES, GENTLEMEN. To be shown at a walk and trot. To stand quietly and back readily. To be judged on performance with proper cadence and balance, presence, manners, quality and conformation.

## **CHAPTER 26A PLEASURE DRIVING**

### **ARTICLE B2601 GENERAL**

1. Competitors to enter the ring in a counter-clockwise direction at the normal trot.
2. Judges are required to consider the performance at each gait equally in adjudicating this class.
3. At the discretion of the competition management, one header per horse may be utilized to ensure the safety of the exhibitors. Headers must be properly attired. A white smock is usual.
4. Cross entries are prohibited between Arabian Pleasure Driving section and the Arabian Country Pleasure Driving, Arabian Country English Pleasure and/or Arabian Country Pleasure Combination classes at the same show.

### **ARTICLE B2602 APPOINTMENTS**

1. To be shown in a light show harness, bridle with blinkers, overcheck (with separate overcheck bit) or sidecheck (separate sidecheck bit optional) and snaffle bit (straight or jointed). Equipment to be in sound condition.
2. Either a two or four-wheeled vehicle suitable to the horse is required. Use of a two-wheeled vehicle is encouraged.

### **ARTICLE B2603 QUALIFYING GAITS**

For gait descriptions, see Chapter 17, English Pleasure, Article B1703, Qualifying Gaits.

### **ARTICLE B2604 CLASS SPECIFICATIONS**

1. **OPEN.** To be shown at a walk, normal trot and strong trot. Extreme speed to be penalized. To stand quietly and back readily. To be judged on manners, performance and quality.
2. **JUNIOR HORSE.** To be shown at a walk, normal trot and strong trot. Extreme speed to be penalized. To stand quietly and back readily. To be judged on quality, manners and performance.
3. **AMATEUR.** To be shown at a walk, normal trot and strong trot. Extreme speed to be penalized. To stand quietly and back readily. To be judged on manners, performance and quality.
4. **LADIES, GENTLEMEN.** To be shown at a walk, normal trot and strong trot. Extreme speed to be penalized. To stand quietly and back readily. To be judged on manners, performance and quality.

## **CHAPTER 26B**

### **COUNTRY PLEASURE DRIVING**

#### **ARTICLE B2605 GENERAL**

1. Competitors to enter the ring in a counter-clockwise direction at the normal trot.
2. Judges are required to consider all gaits equally in adjudicating this class.
3. At the discretion of the competition management, one header per horse may be utilized to ensure the safety of the exhibitors. Headers must be properly attired. A white smock is usual.
4. Cross entries are prohibited between Arabian Country Pleasure Driving and the Arabian Pleasure Driving, Arabian English Pleasure and/or Informal Combination classes at the same show.

#### **ARTICLE B2606 APPOINTMENTS**

1. To be shown in a light show harness, bridle with blinkers, overcheck (with separate overcheck bit) or sidecheck (separate sidecheck bit optional) and snaffle bit (straight or jointed). Equipment to be in sound condition.
2. A two-wheeled vehicle is required. Driver only is permitted in vehicle.

#### **ARTICLE B2607 QUALIFYING GAITS**

For gait descriptions, see Chapter 18, Country English Pleasure, Article B1803, Qualifying Gaits.

#### **ARTICLE B2608 CLASS SPECIFICATIONS**

1. OPEN. To be shown at a walk, normal trot and strong trot. To stand quietly and back readily. To be judged on attitude, manners, performance, quality and conformation.
2. JUNIOR HORSE. To be shown at a walk, normal trot and strong trot. To stand quietly and back readily. To be judged on attitude, manners, quality and performance.
3. AMATEUR. To be shown at a walk, normal trot and strong trot. To stand quietly and back readily. To be judged on attitude, manners, performance, quality, conformation and suitability of horse to driver.

## **CHAPTER 26C ROADSTER**

### **ARTICLE B2609 ROADSTER – GENERAL**

1. Horses to enter the ring clockwise at the jog trot, then show at the road gait, reverse at either the jog trot or walk and show counter-clockwise at the jog trot, road gait and then trot at speed.
2. Judges are required to consider all gaits equally in adjudicating this class.
3. Horses to stand quietly in line up. Attendants not permitted except in amateur classes. Competitors not to leave the bike except to make minor adjustments. Competitors may, however, uncheck and stand at horse's head when left in the centre of the ring while a part of the class is on the rail for a workout.

### **ARTICLE B2610 APPOINTMENTS**

1. To be shown in light show harness, bridle with blinkers of square pattern, overcheck and separate overcheck bit, snaffle bit (straight or jointed) to a bike.
2. Unweighted boots such as quarter boots or bell boots are optional.
3. Competitor shall wear stable colours, cap and jacket to match. Approved protective headgear of any colour is acceptable and encouraged.

### **ARTICLE B2611 QUALIFYING GAITS**

1. The principal gait of the Roadster is the trot. Horses shall be asked to trot at three different speeds, the slow jog trot, the fast road gait and then at speed. Judges may ask a Roadster to walk.
2. The horse should be in form at all gaits, with folding of the knees, flexion of the hocks and be balanced with a true square trot. Horses that are pacey or mixed gaited or that break from the trot shall be strongly penalized.
3. The horse should have animation, brilliance and show ring presence.

### **ARTICLE B2612 CLASS SPECIFICATIONS**

1. OPEN, MAIDEN, NOVICE, LIMIT, STALLIONS, MARES, GELDINGS. To be shown to Bike at a jog-trot, road gait and then at speed. To be judged on performance, speed, quality and manners.
2. AMATEUR, To be shown to bike at a jog-trot, road gait and then at speed. To be judged on manners, performance, speed and quality. One attendant may head the horse. Header must be properly attired.
3. LADIES, GENTLEMEN. To be shown to bike at a jog-trot, road gait and then at speed. To be judged on performance, speed, quality and manners. One attendant may head the horse. Header must be properly attired.

## **CHAPTER 26D CARRIAGE PLEASURE DRIVING**

Carriage Pleasure Driving classes held in the Arabian division are to be conducted in accordance with the Carriage Pleasure Driving Division of EC Rules.

## **CHAPTER 27 ARABIAN COMBINATION CLASSES**

### **ARTICLE B2701 COMBINATION CLASS – GENERAL**

1. Competitors to enter the ring in a counter-clockwise direction at the normal trot.
2. Judges must consider all gaits equally in adjudicating this class.
3. Horses to be shown both directions of the ring at all required gaits as a harness horse. Competitors will be called to the line up, horses unhitched and saddled, then returned to the rail to be shown under saddle at the required gaits both directions of the ring.
4. Two attendants per entry are allowed to assist the changing of tack. Attendants must be properly attired. A white smock is usual.
5. The bridle must not be removed prior to the horse being completely unhitched from the buggy or cart.
6. Prize list must specify whether or not the rider and driver must be the same individual.

### **ARTICLE B2702 FORMAL COMBINATION – OPEN**

To be shown in harness as a Formal Driving horse and under saddle as a Park Horse. For rules governing Appointments and Qualifying Gaits for this class, see Park/Formal Driving section.

### **ARTICLE B2703 INFORMAL COMBINATION – OPEN**

1. To be shown in harness as a Pleasure Driving horse and under saddle as an English Pleasure horse. For rules governing Appointments and Qualifying Gaits for this class, see English Pleasure/Pleasure Driving.

### **ARTICLE B2704 COUNTRY PLEASURE COMBINATION – OPEN**

1. To be shown in harness as a Country Pleasure Driving horse and under saddle as a Country English Pleasure horse. For rules governing Appointments and Qualifying Gaits for this class, see Country English Pleasure/Country Pleasure Driving section.

## **CHAPTER 28**

### **MOUNTED NATIVE COSTUME**

#### **ARTICLE B2801 GENERAL**

1. Rider must have complete control of horse at all times.
2. Competitors enter the ring in a counter-clockwise direction at the canter.
3. Judges are required to consider all gaits equally in adjudicating this class.
4. It is suggested that horses line up head-to-tail the length of the ring.

#### **ARTICLE B2802 APPOINTMENTS**

1. Bridle may consist of bit, hackamore or other suitable headstall. Safety is of the utmost importance in tack and attire. Decorations in keeping with colourful desert regalia shall be added to equipment.
2. No martingales or tie-downs permitted. Decorated breast collar permitted. Saddle or pad with stirrups required
3. Attire shall consist of nature (Bedouin) type costume including flowing cape or coat, pantaloons, head dress, scarf or sash. No object may be carried in either or both hands other than reins, a portion of cape and/or a riding crop or whip.
4. Spurs, whip or crop optional, at the exhibitor's discretion.

#### **ARTICLE B2803 QUALIFYING GAITS**

To enter ring at a canter. To be shown at a walk, canter and hand gallop as described under English Pleasure; extreme or reckless speed to be penalized.

#### **ARTICLE B2804 CLASS SPECIFICATIONS**

1. OPEN, AMATEUR. To be shown at a walk, canter and hand gallop; extreme or reckless speed to be penalized. Horses shall stand quietly and back readily. To be judged 75% on performance and manners; 25% on appointments.

## **CHAPTER 29**

### **LADIES SIDE SADDLE**

#### **ARTICLE B2901 GENERAL**

1. Competitors enter the ring in a counter-clockwise direction at the trot or jog-trot.
2. Judges must consider all gaits equally in adjudicating this class.
3. When entries warrant, it is recommended that side saddle classes be divided into English or Western.
4. Safety is of the utmost importance in tack and attire. Judges should penalize competitors not conforming to good safety practices.

#### **ARTICLE B2902 APPOINTMENTS**

1. Bridle: Must conform to the style of riding. Appropriate bridle of style depicted by a period costume is also acceptable.
2. Martingales or tie-downs are prohibited.
3. Saddle: Appropriate side saddle, either English or Western style.
4. Attire: English (formal or informal), hunt, show hack or saddle seat. Western: consisting of a long-sleeved blouse or shirt, a coat or vest is optional, and skirt or divided skirt, or apron. Period attire is also acceptable and encouraged to be researched as to the authenticity of the entire costume. Hat and boots required.
5. Spurs, whip or crop optional, at the exhibitor's discretion.

#### **ARTICLE B2903 QUALIFYING GAITS**

The side saddle horse should give the distinct impression that it is a comfortable mount to ride. A good ground-covering walk, a comfortable trot or jog-trot, and easy flowing canter or lope is desirable. Transitions from one gait to another should be smooth and effortless. Riders may sit or post to the trot.

#### **ARTICLE B2904 CLASS SPECIFICATIONS**

ENGLISH (HUNTER, SHOW HACK OR SADDLE SEAT), ENGLISH/WESTERN, WESTERN. To be shown both directions of the ring at the walk, trot or jog-trot, canter or lope. Horses should back readily if requested by the Judge and stand quietly. To be judged 85% on manners, performance, suitability, quality and conformation; 15% on appropriate side saddle attire. Manners and suitability of purpose shall be emphasized. Suitability refers to the horse being suitable as a side saddle mount.

## **CHAPTER 30**

### **WESTERN PLEASURE**

#### **ARTICLE B3001 GENERAL**

1. Competitors enter the ring in a counter-clockwise direction at the jog-trot.
2. Light contact with the horse's mouth must be maintained at all gaits.
3. Judges must consider all gaits equally in adjudicating this class.
4. If bridles are to be checked, it is the sole decision of the Judge to do so. The Judge may designate the Steward to check bridles at the out-gate. Riders must dismount.

#### **ARTICLE B3002 APPOINTMENTS**

1. Competitors must be penalized for incomplete appointments but not necessarily disqualified. Competitors must be eliminated for illegal equipment.
2. Bridle: Any western type headstall without noseband in conjunction with any standard western bit shall be allowed, defined as having a shank with a maximum length overall of 8-1/2 inches. The mouthpiece will consist of a metal bar 5/16" to 3/4" in diameter, as measured one inch in from the shank. The bars may be inlaid but must be smooth or latex wrapped. The bars may be encased in smooth 5/16" to 3/4" in diameter tubular barrels that rotate around the bars. Nothing may protrude below the mouthpiece (bar) such as extensions, prongs or rivets designed to intimidate the horse. Rollers attached to the centre of the bit are acceptable, and may extend below the bar. Jointed mouthpieces are acceptable, and may consist of two or three pieces and may have one or two joints. A three-piece mouthpiece may include a connecting ring of 1-1/4" or less in diameter or a connecting flat bar of 3/8" to 3/4" (measured top to bottom with a maximum length of 2"), which lies flat in the mouth, or a roller or port as described herein. The port must be no higher than 3-1/2" maximum with roller(s) and covers acceptable. Jointed mouthpieces, half-breeds and spade bits are standard. Slip or gag bits, rigid donut mouthpieces and flat polo mouthpieces are prohibited. Roping bits with both reins connected to a single rein at centre of cross bar shall not be used. Reins must be attached to each shank. Bits may be wrapped except snaffles which must be unwrapped. Curb chains, if used, and flat leather chin straps must be at least 1/2" in width and lie flat against the jaws of the horse. Round, rolled, braided or rawhide curb straps are prohibited. No wire, rawhide, metal, latex or other substance can be used in conjunction with or as part of the flat leather chin-strap, or curb chain. A light leather lip strap is permissible. Tape may be used to secure the rein fixture to the bit for safety only. Any rein design or other device which increases the effective length and thereby the leverage of the shank of a standard western bit is prohibited.
3. Hackamore (Bosal) or standard snaffle are permitted in any class on horses five-years-old and under, unless prohibited in the prize list.

**Exception:** Equitation horses must be shown in a bridle. A horse shown in either a hackamore or snaffle must never have been shown in any Western event in a bridle (except Arabian, Half-Arabian/Anglo-Arabian trail, reining, reined cow horse, working cow horse and ranch horse). A hackamore consists of a bosal round in shape and constructed of braided rawhide or leather and must have a flexible nonmetallic core. Smooth plastic electrical tape is acceptable if applied

### Part Two – Arabian, Half-Arabian, Anglo-Arabian

in a smooth, untwisted manner. No other material of any kind is to be used in conjunction with a hackamore (bosal), i.e. steel, metal or chains. Attached reins may be of hair, rope or leather. Two hands may be used on Hackamore (Bosal) and Western snaffle reins, however both hands must be visible to the Judge. Split reins or closed reins with romal are equally acceptable. Throat latches are acceptable.

4. Standard snaffle bits are permitted in any class on horses five-years-old and under, that have never been shown in any Western event in a bridle, unless prohibited in the prize list.

Snaffle bits are defined as a centre jointed single, rounded, unwrapped smooth mouthpiece of 5/16" to 3/4" diameter metal as measured from ring to 1" in from the ring with a gradual decrease to the centre of the snaffle. The rings may be from 2" to 4" outside diameter of either the loose type, eggbutt, dee or centre mounted without cheeks. If a curb strap is used, it must be attached below the reins.

Exception: Equitation. The horse in Equitation must be shown in a bridle.

5. Split reins or closed reins with romal are equally acceptable. Instructions To Riders: Only one hand may be used on reins and hands must not be changed except to negotiate an obstacle in a Trail Horse class. While working a cow in herd work/ranch cutting and Limited Reined Cow Horse, it is legal to hold the reins and the romal in one hand (rein hand). The other hand may be used to hold the saddle horn. Hand to be around reins. When end of split reins fall on side of reining hand, one finger between reins is permitted. When using romal or when ends of split reins are held in hand not used for reining, no finger between reins is allowed. Rider may hold romal or end of split reins to keep them from swinging and to adjust the position of the reins provided there is at least 16 inches of rein between hands.
6. Rope, reata and/or hobbles are optional.
7. Hackamore bits, cavesson type nosebands, martingales and tie-downs are prohibited.
8. Saddle: Any standard stock saddle with a horn is permissible, but silver equipment will not count over a good working outfit. Tapaderos may not be used.
9. Attire: Riders shall wear a Western hat; long-sleeved shirt with any type of collar; trousers or pants. A one-piece long-sleeved equitation suit is acceptable provided it includes any type of collar. Chaps, shotgun chaps, chap pants, and boots are required. A vest, jacket, coat and/or sweater may also be worn. Approved protective headgear may be worn without penalty.
10. Spurs are optional at the discretion of the exhibitor.
11. No whip or bat can be carried except for Sidesaddle.

### **ARTICLE B3003 QUALIFYING GAITS**

A good western pleasure horse has a free flowing, ground-covering stride, reflecting a pleasure to ride. The head and neck are carried in a relaxed, natural position appropriate for each individual's own conformation. Maximum credit should be given to the responsive, confident, willingly guided horse that performs all the required gaits correctly with strength and finesse. Light contact should be maintained at all gaits and is measured by a horse's response to the rider's hands, seat and legs and not merely by the tension in the reins. Subtle cues are desirable and the individual that willingly and quietly responds to subtle cues by the rider is performing with light

Part Two – Arabian, Half-Arabian, Anglo-Arabian

contact.

1. WALK, a four-beat gait: True, flat-footed and ground covering.
2. JOG-TROT, a two-beat gait: Free, square, slow and easy.
3. LOPE, a true three-beat gait: Smooth, slow, easy and straight on both leads.
4. HAND GALLOP: A real hand gallop, not merely an extended lope, extreme speed to be penalized. There should be a distinct difference between the lope and the hand gallop.
5. Untrue gaits to be penalized.

**ARTICLE B3004 CLASS SPECIFICATIONS**

1. OPEN. To be shown at a walk, jog-trot, lope and hand gallop. Extreme speed to be penalized. To be judged on manners, performance, substance, quality, conformation and attitude.
2. JUNIOR HORSE. To be shown at a walk, jog-trot and lope. Must never have been shown in any Western event in a bridle. To be judged on substance, quality, performance, manners and attitude.
3. AMATEUR. To be shown at a walk, jog-trot and lope. To be judged on manners, performance, suitability of horse to rider, substance, quality, conformation and attitude.
4. LADIES, GENTLEMEN. To be shown at a walk, jog-trot and lope. To be judged on manners, performance, suitability of horse to rider, substance, quality, conformation and attitude. To be shown at a walk, jog-trot and lope. To be judged on manners, performance, suitability of horse to rider, substance, quality, conformation and attitude.

**ARABIAN WESTERN PLEASURE HORSE CHART**

	<b>GOOD</b>	<b>MINOR FAULTS</b>	<b>MAJOR FAULTS</b>	<b>ELIMINATION</b>
<b>WALK</b>	ground covering; flat footed; good attitude	slow; disinterested; not attentive	nervous; jogging; not walking	
<b>JOG</b>	easy riding; good motion; consistent; steady	too slow; too fast	not performing a two-beat jog; failing to jog both front & back; hard or rough riding	
<b>LOPE EXTENDED</b>	easy riding; good motion; consistent; steady easy riding;	too slow; too fast inconsistent	wrong lead; pulling; not performing 3-beat lope; hard or rough riding breaking gaits;	
<b>JOG</b>	good motion; consistent	speed	pulling; hard or rough riding; no increase in speed	
<b>BACK</b>	proper flexion; readily responsive; back in straight line	hesitant; not backing straight;	throwing head; gaping; pulling; not backing; rearing	
<b>GENERAL</b>	smooth; steady; easy riding; proper flexion & balance; good attitude	over or under flexion; sour ears; switching tail; inconsistent speed out of balance; poll too high or too low to throw horse out of balance; improper or incomplete appointments	throwing head; bad mouth; constant bumping the bit; gaping; constant breaking of gaits; obvious schooling; untrue gaits	Fall of horse or rider. Two hands on reins ( <b>Exception:</b> snaffle or hackamore horses) or fingers between closed reins or more than 1 finger between untrue gaits split reins

## **CHAPTER 31**

### **WORKING WESTERN HORSE**

#### **ARTICLE B3101 Working Western General**

1. The Arabian Working Western Horse possesses athletic ability, maneuverability, and reliability while performing one or more Western task-oriented disciplines. The performance of a Working Western horse is pleasing to the eye with a willing and engaged attitude while precise in the execution of its task. It is the intent of the Arabian Horse Association to mirror whenever appropriate and or possible the organization that is deemed the leader of the specific Working Western Discipline.

2. The verbiage “Amateur” and “Non-Pro” are to be considered interchangeable throughout the Working where applicable.

3. Tails - The Arabian Working Western Horse should exhibit breed type while performing its task-oriented disciplines. Breed type includes a natural tail carriage. No horse may compete in a class in the Arabian Division with a tail that has been altered in any manner or by any means.

a. Judges must penalize horses exhibiting unnatural Arabian appearance (unnatural tail carriage). Conversely,

horses with natural Arabian appearance (tail carriage) showing expression that is not angry or offensive must not be penalized.

b. A horse’s tail carriage must be considered altered when it is obviously and consistently carried in an unnatural manner.

c. In all scored Working Western classes, a horse exhibiting unnatural Arabian appearance must be assessed a 10- point penalty.

d. In non-scored Working Western classes, a horse exhibiting unnatural Arabian appearance must be penalized and positioned last in the class.

#### **ARTICLE B3102 Working Western Definitions**

1. Gaits Definitions for non-Ranch classes

a. The walk is a natural, flat-footed, four-beat gait. The horse must move straight and true at the walk. The walk must be alert, with a stride of reasonable length in keeping with the size of the horse.

b. The jog is a smooth, ground-covering two-beat diagonal gait. The horse works from one pair of diagonals to the other pair. The jog should be square, balanced and with straight, forward movement of the feet. Horses walking with their back feet and trotting in the front are not considered performing the required gait. When asked to extend the jog, it moves out with the same smooth way of going.

c. The lope is an easy, rhythmical three-beat gait. Horses moving to the left should lope on the left lead. Horses moving to the right should lope on the right lead. Horses traveling at a four-beat gait are not considered to be performing at a proper lope. The horse should lope with a natural stride and appear relaxed and smooth. It should be ridden at a speed that is a natural way of going. The head should be carried at an angle which is natural and suitable to the horse’s conformation at all gaits.

2. Gaits Definitions for Ranch classes

In all gaits, movement of the ranch horse should simulate a horse needing to cover long distances, softly and quietly, like that of a working ranch horse. The following terminology shall apply:

## Part Two – Arabian, Half-Arabian, Anglo-Arabian

- a. The walk is a natural, flat footed, four-beat gait. The gait is rhythmic and ground-covering. As in all gaits, the horse should display a level, or slightly above level topline with a bright, attentive expression.
- b. The extended walk is an obvious lengthening of stride that will naturally increase the pace. The horse should move in a natural manner (not a running walk) as if it were moving across an open pasture.
- c. The trot is a natural two-beat gait demonstrating more forward motion than the western jog.
- d. The extended trot is an obvious lengthening of the stride with a definite increase in pace. The horse should be moving in a manner as if it were covering a large area on a ranch with an above level topline.
- e. The lope is a three-beat gait. The lope should be relaxed and smooth with a natural, forward moving stride.
- f. The extended lope is not a run or a race but should be an obvious lengthening of the stride, demonstrating a forward, working speed. The horse should display an above level topline with a bright, attentive expression.

### ARTICLE B3103 Appointments

#### 1. Western Equipment:

- a. Bridle. Any western type of headstall without noseband in conjunction with any standard western bit must be allowed. Rollers attached to the center of the bit are permitted and may extend below the bar. Jointed mouthpieces are permitted and may consist of two or three pieces and may have one or two joints. A three-piece mouthpiece may include a connecting ring of 1 1/4" or less in diameter or a connecting flat bar of 3/8" to 3/4" (measured top to bottom with a maximum length of two 2"), which lies flat in the mouth, or a roller or port as described herein. The port must be no higher than 3 1/2" with roller(s) and covers. Jointed mouthpieces, half-breeds, and spade bits are standard. Slip or gag bits, rigid donut mouthpieces, flat polo mouthpieces, and roping bits with both reins connected to a single ring at the center of the crossbar are prohibited. Reins must be attached to each shank. When a curb bit is used, either a curb chain or flat leather chin strap is required and must be at least 1/2" in width and lie flat against the jaws of the horse. No wire, rawhide, metal, or other substance can be used in conjunction with or as part of the flat leather chin strap, or curb chain. Round, rolled, braided or rawhide curb straps are prohibited, except when used on a ring snaffle when applied below the reins. A light lip strap is permitted. Any rein design or other device which increases the effective length and thereby the leverage of the shank of a standard Western bit is prohibited.
- b. A standard Western bit is defined as having a shank with a maximum length overall of 8 1/2". The mouthpiece will consist of a round or oval bar 5/16" to 3/4" in diameter as measured one inch in from the shank. The bars may be metal, rubber, or synthetic material and may be inlaid but must be smooth or only latex wrapped. The bars may be encased in smooth 5/16" to 3/4" in diameter tubular barrels that rotate around the bars. Nothing may protrude below the mouthpiece (bar) such as extensions, prongs, or rivets designed to intimidate the horse.
- c. A standard Western snaffle bit is defined as a single center jointed single, rounded, unwrapped, smooth metal mouthpiece of 5/16" to 3/4" diameter metal as measured from ring to 1" in from the ring with a gradual decrease to the center of

Part Two – Arabian, Half-Arabian, Anglo-Arabian

the snaffle. The rings may be from 2” to 4” outside diameter of either the loose type, eggbutt, dee, or center mounted without cheeks.

d. A snaffle bit or hackamore is required in classes restricted to junior horses. Hackamore/ Bosal or standard snaffle are permitted in any class on horses five years old and under, unless prohibited in the prize list. If a curb braided rawhide or leather and must have a flexible non-metallic core, attached to a suitable headstall. No other material of any kind is to be used in conjunction with the bosal, i.e., steel, metal, or chains (Exception: smooth, plastic electrical tape is permitted if applied in a smooth, untwisted manner). Attached reins may be of hair, rope, or leather. Both hands must be visible to the judge. Two hands may be used on hackamore (Bosal) and Western snaffle reins.

e. Split reins or romal (closed) reins are permitted. Only one hand may be used on reins and hands must not be changed except to negotiate an obstacle in a Trail Horse Class. While working a cow in herd work and Limited Reined Cow Horse, it is permissible to hold the reins and the romal in one hand (rein hand), while doing so, the other hand may be used to hold the saddle horn. The hand must be completely around the reins. When ends of split reins fall on side of reining hand, one finger between reins is permitted. When using a romal or when the ends of split reins are held in the hand not used for reining to keep them from swinging and to adjust the position of the reins provided it is held with at least 16” of rein between the hands, no finger between reins is permitted.

f. Rope, riata, and/or hobbles (used in trail) are optional.

g. Hackamore bits, cavesson type nosebands, martingales, draw reins, and tie-downs are prohibited.

h. Junior Working Western Horses may compete in any permitted bridle when showing in Working Western classes not restricted to junior horses. If shown in Junior horse restricted Working Western class(es), they must compete in a hackamore bridle or snaffle bit, as required in the class specifications.

i. Boots and/or bandages are permitted in Reining, Reined Cow Horse, Working Cow, Cutting, Ranch Horse Riding and Versatility Ranch Horse classes (exception VRH Ranch Conformation and VRH Ranch Trail).

j. The use of ‘two-rein equipment’ is permitted in Two-Rein Reined Cow Horse and all VRH classes. The two-rein option is intended to be a transition between the hackamore and bridle; can be used on any aged horse in the above stated classes for one year only.

1. In the two-rein class, bosals (also referred to as a bosalito) may be of any size, constructed of braided rawhide or leather and have a non-metal flexible core. No iron or foreign substance may be used. The exhibitor must use one hand on the reins. Any number of fingers between the reins will be permitted. Both mecate and bridle reins are to be held in the rein hand.

2. In two-rein classes the use of an approved bit with an approved bosal underneath the bridle in accordance with ARTICLE B3103.1 is required. Only one hand may be used on the reins and hands must not be changed. Any number of fingers between reins will be permitted.

k. When riding with a romal in Ranch and VRH Classes, a get down rope may be used. A get down rope is defined as a small rope tied around the neck of the horse with a bowline or other non-slip knot and run back to the exhibitor or tied to the

## Part Two – Arabian, Half-Arabian, Anglo-Arabian

saddle. The get down will be used to lead, ground tie, or tie the horse. When ground-tying with split reins, one or both reins may be dropped, romal reins may be loosely draped over the horse when used with or without a get-down rope. Hobbles (used in trail) are allowed.

1. Saddle: Standard stock saddle with a horn is required. Silver equipment will not count over good working tack. Tapaderos are prohibited.

### 2. English Trail Equipment:

a. The bridle must be light, show type; either snaffle (including full or half cheek), pelham, full bridle or kimberwick bit permitted. Browband/cavessons are required. Drop nosebands are permitted in dressage attire.

b. Junior Horse classes require a snaffle bit. An English Snaffle bit is defined as snaffle bit of at least 3/8" diameter as measured 1/2" from the ring. The snaffle bit may be jointed, double jointed or unjointed. For all junior horseperformance classes, all snaffle bits must have a round, egg butt or "D" shaped ring with no attachments to the headstall or reins through a hook (except for keepers for a full cheek snaffle when section rules allow a full cheek). Full cheek, (with or without keepers), Half cheek, French, and Dr. Bristol snaffle bits are permitted).

c. Breastplate or breast collar is optional.

d. No martingales or tie-downs.

e. Type of English saddle is optional.

f. Whips, crops, and spurs are optional.

### 3. In-Hand Trail Equipment:

a. Halter: Suitable halter (leather preferred with or without sliver trim), leather lead (with or without a chain) to be used. If a chain is used with the lead, it must not be run through the horse's mouth or over the horse's nose.

### 4. Attire:

a. Horse/Exhibitor number must be placed on the left side, both sides of the saddle pad or on the exhibitor's back. Exception: Ranch Rail Pleasure, the number must be on the exhibitor's back or both sides of the pad. Horses shown without a number, or with a wrong number may be required to pay a \$25 fee at the discretion of show management.

### b. Western:

1. Exhibitors must wear Western hat, long-sleeved shirt with any type of collar, trousers or pants (one-piece long-sleeved equitation suit is permitted provided it includes a collar); chaps, shotgun chaps, or chinks, and boots. A vest, jacket, coat, and/or sweater may also be worn. Competitors with incomplete/prohibited attire must receive a zero score. Exception: in ranch rail and ranch conformation exhibitors with incomplete attire must be eliminated from placing (chaps are not required in ranch conformation).

2. Spurs are optional and are at the discretion of the exhibitor; whips are not allowed except with side saddle.

### c. English:

1. Informal or formal Saddle Seat, Hunt, Show Hack, or Dressage attire is permitted. Incomplete/prohibited attire must receive a zero score.

2. ASTM Helmets are required for all English Trail classes. Exhibitors may not enter the arena without protective headgear.

### d. In-Hand Trail

## Part Two – Arabian, Half-Arabian, Anglo-Arabian

1. Western and English - refer to ARTICLE B3103.4
2. Crop, whip, chaps, chinks, and spurs are not permitted.
3. Competitors with incomplete/prohibited attire must receive a zero score.

### ARTICLE B3104 Judging of Gaits

1. There will be an order of priority for evaluating gaits. This hierarchy of consideration must be adhered to by judges and will be a great aid to exhibitors for how their horses should be presented and are listed in order of importance.
  - a. Correctness-the most important element judges must assess if the exhibitor has performed each gait correctly during all, or the majority of the class, in order to have a correct or positive evaluation. For western and English gaits, this includes a four-beat walk, two-beat jog/trot and three-beat lope/canter. The distinctness of the designated cadence for the gait being performed is essential.
  - b. Quality-is the second most important element and can only be considered positively if the gait performance has complied with the first element of correctness. When evaluating the pleasing characteristics of a gait, among many considerations, judges must consider overall gracefulness, relaxed expression, topline, softness of movement, consistency, and length of stride of the designated gait.
  - c. Degree of Difficulty-is the least important and must only be considered if the requirement for correctness has been met and combination of correctness and quality allow the performance to be considered for placement. Difficulty is greatly influenced by exhibiting a pleasure horse at a pace and speed that allows for correctness and best quality of a gait for that individual. A performance of a walk that is ground covering and free flowing has a high degree of difficulty. A jog/trot or lope/canter that is performed with a slow rhythm without sacrificing correctness or quality has a high degree of difficulty. Slowness that sacrifices correctness or negatively impacts quality must be considered incorrect and a poor performance at best.

### ARTICLE B3105 Conduct

1. Order of Go
  - a. The order of go will be drawn in a random manner (computer/electronically, shuffling cards, drawing numbers, etc.).
    1. Exhibitors with multiple horses will not be back-to-back, where total number of horses entered will permit. When the number of horses in a class permits, exhibitors with multiple horses must be drawn with a minimum horses spread between runs.
    2. No horse can perform as the first horse in more than one class (go-around/section) per competition in a specific discipline unless there are more classes than horses.
    3. The order of go will be posted at least one hour before the start of the class.
    4. When the draw is determined manually:
      - a. If an exhibitor with multiple horses draws back-to-back there will be a re-draw. The management will then call the remaining exhibitors, in program order, to draw.
      - b. If a horse is drawn up first for the second time, there will be a re-draw.
      - c. The competition management must announce to the exhibitors a specified time and place the drawing will

## Part Two – Arabian, Half-Arabian, Anglo-Arabian

occur. The management will have numbers (one through the total number entered) equal to the number of horses entered in the class.

d. At the announced specified time that the draw will take place, all exhibitors wishing to make their own draw will assemble with the management. The management will call, in program order, the exhibitors with multiple horses to draw first.

e. The number drawn will be that exhibitor's order of go. No changes with the exception of a valid circumstance

as determined by the judge(s), and/or steward(s), and /or show management.

f. Management will draw for those exhibitors who do not appear for the announced drawing.

5. When the draw is determined by computer/electronically: The number drawn will be that exhibitors order of go. No changes with the exception of a valid circumstance as determined by the judge(s), and/or steward(s), and/or show management.

2. Patterns: When specified patterns are required, patterns for each class must be posted at least one hour prior to the start of the class. The posted pattern must be followed unless a change becomes necessary due to safety considerations. If a pattern or course is posted and publicly announced and there is a discrepancy between the posted and the announced pattern, the posted pattern must be followed.

3. Time Out: When exhibitor equipment failure causes a delay or a run to be discontinued, the judge will excuse and the entry must receive a zero score. Exception: In Ranch Rail Pleasure and Ranch Conformation an exhibitor is entitled to request one time out for a period not to exceed seven minutes in order to make obvious adjustments, repair broken equipment, rectify a similar condition, or to replace a shoe. (refer to B1306.1a for time out rules).

### ARTICLE B3106 General Scoring

1. Judges must use the prescribed AHA score sheet for Reining, Working Cow, Reined Cow Horse, Cutting, all Ranch, and VRH classes (exception Ranch Rail Pleasure and VRH Conformation), and Trail classes. The score sheet must be posted immediately after each class.

2. When a judge is adjudicating in a multiple judge system, the scores must be transferred to the ring steward or clerk in a manner that the other judges do not hear their score.

3. In Working Western classes each individual judges scores and cumulative score are required to be announced. If a score is being held for review, this is announced instead of the score.

a. When one judge is used, their score will place the class.

b. When more than one judge is used, scores will be totaled to determine the placing of the class.

c. When five judges are used, one high and one low score will be eliminated, and the remaining three scores will be totaled to determine the placing of the class.

4. Ties for Champion, Reserve Champion, and any other placing requiring a work-off, will be broken by using the same pattern, order of go, and scoring technique as was used in the class. There will not be more than one work off.

Part Two – Arabian, Half-Arabian, Anglo-Arabian

- a. Tied exhibitors must declare immediately after the class is complete on how they want to proceed with the tie. They may agree to forego a work-off and be named co-champions. If named co-champions, prize money will be split evenly, and any awards will be divided in a manner both champions agree upon. If they cannot agree on the distribution of awards, a flip of a coin for each award will determine which award goes to which co-champion. If they do not agree on being named co-champions, any exhibitor(s) who chose not to work-off will forfeit first place to the other exhibitor(s) who chose the work-off.
- b. When breaking a tie, exhibitors disqualified in the work-off cannot be placed any lower than the bottom place of the current tie being broken.
- c. In all Working Western Championship classes (except Reined Cow, Limited Reined Cow Horse Classes, and Reining Seat Equitation), ties for placings other than Champion and Reserve Champion that may require being broken, will be determined by the horse with the lowest “Total Penalty Points.” Should the tie persist, the tie must be broken by the highest maneuver/obstacle score of a predetermined maneuver or obstacle. If the tie continues to persist, then it must require a work-off.
- d. In Reined Cow and Limited Reined Cow Horse classes, ties must be broken first by the highest score of the “Fence” or “Cow Work.” In Reining Seat Equitation, ties must be broken first by the highest “Equitation” score. If a tie persists in Reined Cow, Limited Reined Cow, or Reining Seat Equitation, it must be broken by the horse with the lowest total penalty points. Should the tie persist, the tie must be broken by the highest maneuver/obstacle score of a predetermined maneuver or obstacle. If a tie continues to persist it must require a work-off.
- e. Ties for any placing in a non-championship class will be determined by the horse with the lowest “Total Penalty Points.” Should the tie persist, the tie must be broken by the highest maneuver/obstacle score of a predetermined maneuver or obstacle. If the tie continues to persist all horses tied will stand tied, prize money (if any) for the placings involved will be added together and equally split between the respective exhibitors.
- f. In classes with multi go-rounds, ties will be broken in accordance with ARTICLE B3106.4.a, b, and c utilizing the Total Penalty Points and/or maneuver/obstacle score of the “Final” go-round.
- g. In classes with five judges, ties will be broken in accordance with ARTICLE B3106.4.a,b,c, and e utilizing the Total Penalty Points and/or maneuver/obstacle scores of only the judges’ scores utilized in the final go-round.
- h. If a mathematical error on the score sheet is discovered, it must be brought to the attention of competition management within one hour of the official posting of the scores from the last class of the competition day. Competition management must announce said posting and must make score sheets available to competitors immediately.
- i. A class will be complete, and the posted scores will be considered “official” thirty minutes following the last class of the day.
- j. In Working Western classes where there is more than one go-round, all horses must compete in both go-rounds. The top horses will then return for the Final go-round. The order of go must be drawn for all sections.

## Part Two – Arabian, Half-Arabian, Anglo-Arabian

be accumulative through the Final class. Champion and Reserve Champion, Top Five, and Top Ten will be determined by total accumulated score of all works. Ties will be broken in accordance with ARTICLE B3106.4.

k. The use of prohibited equipment must result in a no score or elimination.

5. Use of videotape. Videotape may be used by the judge(s) to review any entry's performance only in a class in which entries perform individually. Videotaping of such classes is required at AHA National Shows.

a. The videotape must be provided by an official competition videographer and the judge must have reason to believe all horses have been videotaped.

b. The decision to review the videotape is the sole discretion of the judge(s), and the decision of the judge(s) in regard is final.

c. The judge's decision to review the videotaped performance must be made prior to announcing the official results of the class.

d. If a judge decides to review any videotaped performance in a class, the official results of the class must be delayed until after the review and a decision has been made.

e. Judges may not confer as to any penalty or maneuver score prior to submitting a score. If a major penalty (a penalty which results in a no score, a 0, or a 5-point penalty or greater) is unclear, a judge will submit their score and ask that the score be held, pending a conference and/or review of the official video at the earliest appropriate time. Should the judges determine via conference or official video replay that a penalty was incurred, it should be applied. If, however, no penalty occurred, the score will be announced as originally submitted. No judge is required to change their score following a conference or official video replay. Each individual decision from a conference or official video replay.

f. For reined cow horse and working cow horse classes, refer also to NRCHA. For all events at which multiple judges are utilized, major penalties must be reviewed in accordance with current NRHA rules for reining classes and current NRCHA rules for reined cow horse and cow horse classes. Similarly, major penalties must be reviewed for trail and ranch riding classes when there is a major penalty marked by at least one judge and at least one of the other judges did not. A major penalty must be deemed a 0 score and all penalties 5 points or greater.

### ARTICLE B3107 Reining General

1. The Arabian Reining Horse section must be conducted in accordance with the NRHA Handbook for class conduct, judging, specific scoring and patterns as modified by the following Arabian rules. Where the Arabian rules are silent, NRHA rules prevail.

a. There is no restriction on the number of horses an exhibitor may show in a class.

b. Equipment checks are to be conducted either by the (call) judge prior to leaving the arena or by the Steward immediately outside of the performance arena after the run.

### ARTICLE B3108 Reining Horse Patterns

1. Judges must choose from patterns in the current NRHA Handbook.

2. Patterns must be posted at least one hour prior to the start of the class.

### ARTICLE B3109 Reining Horse Class Specifications

Part Two – Arabian, Half-Arabian, Anglo-Arabian

1. Open, Amateur, Ladies, Gentlemen, Junior Horse, Hackamore (Bosal). Exhibitors will perform a pattern from NRHA Handbook, as instructed by the judge.
2. Classes must be held following NRHA definitions. Placings in the Non-Pro Divisions do not affect eligibility in the Open Section.
  - a. Open- Follows NRHA Open Criteria excluding NRHA Membership or eligible as an AHA Member to compete in Open Reining classes.
  - b. Intermediate Open- Follows NRHA Open Rider criteria excluding NRHA Membership or exhibitor who has not received more than the specified number of AHA National Achievement points in the Reining Section.
  - c. Limited Open-Follows NRHA Limited Open Rider criteria excluding NRHA Membership or exhibitor who has not received more than the specified number of AHA National Achievement points in the Reining Section.
  - d. Non-Pro- Follows NRHA Non-Pro criteria (excluding NRHA Membership) or any amateur exhibitor with a valid AHA Competition Card.
  - e. Intermediate Non-Pro- Follows NRHA Intermediate Rider criteria excluding NRHA Membership) or exhibitor who has not received more than the specified number of AHA National Achievement points in the Reining Section.
  - f. Limited Non-Pro- Follows NRHA Limited Rider criteria (excluding NRHA Membership) or exhibitor who has not received more than the specified number of AHA National Achievement points in the Reining Section.
  - g. Rookie Non-Pro rider - Follows NRHA Rookie Level 1 Rider criteria (excluding NRHA Membership) or amateur exhibitor who has not received more than the specified number of AHA National Achievement points in the Reining Section.
  - h. Primetime Non-Pro Rider- amateur exhibitor must be at least 50 years of age as of December 1st. The Primetime exhibitor must also be entered in one or more of the above classes.
3. Short Stirrup Reining 10 & under
  - a. Open to Exhibitors 10 years old and under as of December 1st of the current competition year.
  - b. Exhibitors are allowed to choose the size and speed of the circles. Excessive speed will result in maneuver deduction.
  - c. There will be no penalty for holding the saddle with either hand.
  - d. The exhibitor may ride with standard reins, or with any type of closed reins and may ride with one or two hands on the reins any time during the class.
  - e. This class is to be run with any current NRHA Short Stirrup pattern.

**ARTICLE B3110 Reining Scoring-Refer to NRHA handbook**

1. Exception: 10-point penalty: Unnatural Arabian appearance.

**ARTICLE B3111 Western/English/In-Hand Trail General**

1. A Trail horse is one that can maneuver through a course of obstacles with physical skill, expression, and a good mental attitude. It should travel through and between obstacles with an inquisitive desire to go forward

## Part Two – Arabian, Half-Arabian, Anglo-Arabian

without compromising its calm, relaxed attitude, and way of going. It should approach each obstacle squarely with authority and correct form, with its own style, yet maintaining its willingness to be dictated to completely by the exhibitor with no apparent resistance. Maximum credit should be given to the trail horse that negotiates its way through an entire course efficiently, in a timely manner, without excessive hesitation, and shows curiosity, expression, smoothness and style. The horse should negotiate the course in a manner that raises the degree of difficulty without sacrificing carefulness, control, and attitude. Ultimately, the trail horse is skillful, eye appealing, confident, and leaves one with the impression of being sure, safe and a pleasure to ride over a course of obstacles.

2. No time outs will be allowed.

### ARTICLE B3112 Trail Class Types

#### 1. Trail Horse - Under Saddle

- a. Trail classes may be offered for Western or English, but the two styles are not to be combined into one class at any time.
- b. The course must be designed to require each horse to show all three (3) gaits, somewhere between and/or over obstacles as part of its work, and quality of movement and cadence should be considered as part of the obstacle score. Unnecessary delays while approaching or negotiating an obstacle must be penalized.
- c. The horse must walk and jog/trot a minimum of thirty (30) feet.
- d. The lope/canter must be done on the right and left lead.

#### 2. Trail Horse - In-hand

- a. In-hand trail classes may be offered for Western and English styles and may be combined.
- b. Judges should consider the overall appearance of the horse, conditioning, grooming and the equipment in the overall score. In addition to the overall appearance, the correctness of the horse being led will be considered. For safety reasons, handlers continuously holding the chain on the lead, tightly coiling the lead shank around the hand, or dragging the lead shank must be penalized.
- c. The course is to include a walk and jog/trot of suitable duration to determine the way of going.
- d. Management must design a course that can be negotiated between one (1) and three (3) minutes.

### ARTICLE B3113 Class Specifications

#### 1. Under Saddle

- a. Open, Amateur, Ladies, Gentlemen

Part Two – Arabian, Half-Arabian, Anglo-Arabian

b. Junior Horse

c. Green: A Green Trail Horse is a horse of any age in its first or second competition year showing in any under saddle trail class at AHA/Federation/EC competition.

2. In-Hand

a. Open, Amateur, Junior Exhibitor

b. Weanlings, Yearlings, Two-year-old's, Two & under, Three & over

c. Colts, Stallions, Fillies, Mares, and Geldings

**ARTICLE B3114 Trail Course Information**

1. General

a. The order of go to be drawn.

b. The judge may alter the course prior to the course walk.

c. All entered exhibitors will be allowed to walk and inspect the course with the judge and course designer, if present, prior to the start of the class. In amateur and junior exhibitor classes, exhibitors may be accompanied by their trainer.

d. If at any time the trail obstacle is found to be unsafe, it must be repaired or removed from the course. If it cannot be repaired and horses have completed the course, the score for that obstacle be deducted. No horse can be asked to repeat the course, except in the case of a tie.

e. The course must be posted at least twelve (12) hours before the scheduled starting time for the class. Exception: twenty-four (24) hours at AHA Regional and National Championship Shows. At Show management's discretion, patterns may be posted on-line up to 30 days prior to a show.

f. There must be a minimum of six (6) obstacles and a maximum of ten (10) obstacles on any course. (Exception: AHA National Championship classes have no maximum number of obstacles).

2. Definitions

a. Knockdown: When any component, element, or portion of an obstacle is displaced from its original position-by horse or exhibitor.

b. Refusal: Any action taken by the horse to avoid performing an obstacle, part of a combination of obstacles or portion of a trail course. These actions may include, but are not limited to the following:

1. Balking: (Any action that results in a horse blatantly and continuously refusing an exhibitor's command).

2. Evading or running past an obstacle to be negotiated.

3. Each complete loss of the gate determined by the entry letting go of gate or dropping a rope gate.

4. Any blatant action by the horse that demonstrates an unwillingness to approach, negotiate and/or complete an obstacle.

5. At the judge's discretion or when a judge has determined that three (3) refusals have occurred at an obstacle the exhibitor will proceed to the next obstacle. (In multiple judging situations the call judge will determine when to instruct the exhibitor to proceed to the next obstacle.) Any time a judge instructs an exhibitor to proceed to the next obstacle, a five (5) point penalty will apply for being asked to move to another obstacle and as such is

## Part Two – Arabian, Half-Arabian, Anglo-Arabian

not in accordance with course direction. This penalty is in addition to the two (2) five (5) point penalties received for refusals or blatant disobedience for a total of three (3) five (5) point penalties.

### c. Off Course:

1. Taking an obstacle in the wrong direction.
  2. Deliberately failing to enter, exit, or work obstacle from correct side or direction.
  3. Negotiating an obstacle in the wrong sequence including skipping an obstacle unless directed by the judge.
  4. Not following the correct line of travel (i.e. the drawn pattern and Judge's instruction/direction).
  5. Pulling gate when designated to push in course directions (or vice versa) or when using a rope gate, walking through gate when designated to back through (or vice versa).
  6. Sidepassing the wrong end of a horse in slot.
  7. Riding or leading outside designated boundary marker of the course.
2. Mandatory Trail Obstacles - All elevated poles must be in a pole holder e.g., trail blocks, trail risers, standard jump cups or similar type supports. The judge has the right to alter the course.

### a. Walk-Overs

1. Single Poles: Maximum height 16". In-Hand: Maximum height 12"
2. Multiples Poles: Maximum height 10". In-Hand: Maximum height 8"
3. Minimum width between poles 20" to 24", or multiples of the given dimensions between poles is generally considered good spacing for walkovers, depending upon difficulty desired. Rolling poles are prohibited.

### b. Lope Overs for Western (not allowed In-Hand)

For lope overs, a distance of 6'- 6'6"

### c. Canter Overs for English (not allowed In-Hand)

Canter overs: 6'6" to 7'6" apart

### d. Jumps

1. Mounted: Maximum height 24"
2. Amateur and Junior to ride classes mounted, must be cross rails and may not exceed 18"). The height of a cross rail must be measured at the top of the center of the intersection of the poles. The height of the jump cups should be set so the angle of the poles does not exceed approximately 30 degrees.

### 3. Lead Over: Maximum height 12"

4. Minimum width between standards of a jump: 4 feet
5. Combinations: 12 feet for a one stride; 6 feet for a no stride
6. Box Jumps and L Jumps: Poles must be at least 12 feet long.

### e. Jog Overs for Western

Jog overs: 3 feet to 3'6" apart, or multiples of the given dimension (space is measured between poles)

### f. Trot Overs for English

Trot overs: 3'6" to 4' apart (space is measured between poles).

### g. Trot/Jog Overs In-Hand

Single or Multiples: In-Hand Maximum height 6"

### h. Back Throughs

1. On ground: minimum of 36" between

## Part Two – Arabian, Half-Arabian, Anglo-Arabian

2. Elevated: minimum of 40” between

3. Barrels: minimum of 42” between

i. Side Passes

1. Single pole: Up to 24” high. In-Hand Trail up to 6”

2. Slots: Never closer than 36” wide (space is measured between poles).

j. Serpentine (jog arounds)

1. Cones 8 feet apart (base to base) minimum. Guardrails, if used, should be 6 feet (minimum) to either side of the cones.

(Note: If tall standards are used, dimensions should be looser)

k. Gate- Approximately 60” high with latch available at that height. (Exception: In-Hand Trail gate must be operable by all handlers). The gate may be a fixed/hinged gate or rope gate.

l. Bridge -Suggested (not mandatory) dimensions:

1. Bridges must be built of sturdy design with a non-slip surface. Any bridge deemed to be unsafe by the judge must be altered or removed.

2. Minimum of 3’ wide

3. Minimum of 6’ long

4. No higher than 12”

m. Any Other Maneuvers: When determining dimensions for a maneuver, the course designer must use a measurement of five feet from the front hooves to back hooves.

3. Prohibited Obstacles

1. Live Animals

2. Hides

3. PVC poles

4. Dismounting

5. Rocking or moving bridges

6. Water box with floating or moving parts

7. Flames, dry ice, fire extinguisher, etc.

8. Logs or poles elevated in a manner that permits such to roll

9. Tarps are prohibited to be used within an obstacle, defined as where the entry will be expected to walk, jog,

lope or back. They can be used for decorative purposes but must be secured.

10. Hay bales

11. Rolling Poles

## ARTICLE B3115 Trail Scoring

1. General

a. All horses enter the arena with a score of 70. With each obstacle, the judge will instruct a scribe to assign a score as well as any appropriate penalties if one or more occurs. At the end of the work, obstacle scores will be totaled.

Any penalties will be subtracted to arrive at a final score. All horses are judged from the time they enter the arena until the completion of the last obstacle.

b. Judge(s) may review official video (if available) on no score, zero, 10 point, or 5 point penalties only. Refer to

ARTICLE B3106.5.

c. Each obstacle will be scored as follows: Half point increments can be used from +3 to -3.

## Part Two – Arabian, Half-Arabian, Anglo-Arabian

- i. +3 Excellent: The horse approaches and negotiates obstacle in correct form with definite style. The horse performs in an efficient manner with curiosity and athleticism, while maintaining the qualities of an ideal trail horse. The horse's performance over the obstacle is Visually Impressive.
- ii. +2 Very Good: The horse approaches and negotiates obstacle in correct form with noticeable style. This horse displays many qualities of the ideal trail horse. The horse's performance over the obstacle is Visually Attractive.
- iii. +1 Good: The horse approaches and negotiates obstacle in correct form with some degree of style. This horse may display some qualities of the ideal trail horse but lacks those qualities to the degree exhibited by the Very Good or Excellent performer. The horse's performance over the obstacle is Visually Pleasing.
- iv. 0 Average: For the most part, horse approaches and negotiates obstacle in correct form. Minimal style is exhibited. If the horse's performance displays any qualities of the ideal trail horse, they are negated by slight errors in form. The horse's performance over the obstacle leaves a visually Neutral Impression.
- v. -1 Poor: The horse fails in some way to approach and/or negotiate obstacle in correct form. There is a noticeable void in some of the qualities of the ideal trail horse. Willingness to guide or control may have been compromised but not safety.
- vi. -2 Very Poor: The horse approaches and negotiates obstacle, but noticeably fails to do so in correct form. There is a definite deficiency in the qualities of the ideal trail horse. Safety may have been compromised. The horse exhibits noticeable resistance.
- vii. -3 Extremely Poor: The horse approaches and/or negotiates obstacle in unacceptable form but avoids elimination. This horse's performance is probably reckless, careless, and/or dangerous. The horse exhibits significant resistance towards the exhibitor's commands.

### d. Penalties

#### i. No Score

1. Prohibited equipment. This includes any attachment which alters the movement of or circulation to the tail.
  2. Abuse to the animal inside or outside the competition arena and/or evidence that an act of abuse has occurred. This includes lameness and/or fresh blood in the mouth, chin, shoulder, barrel, flank, or hip areas.
  3. Disrespect or misconduct by exhibitor.
  4. Use of whips in In-Hand Trail.
- ii. Disqualified 0 - Score

Part Two – Arabian, Half-Arabian, Anglo-Arabian

1. Use of two hands (except snaffle bit or hackamore classes designated for two hands) or changing hands on reins; except for junior horses shown with hackamore or snaffle bit, only one hand may be used on the reins, except that it is permitted to change hands to work an obstacle as outlined in ARTICLE B3103.1e, or to straighten reins when stopped (Exception: Does not apply for English Trail or In-Hand Trail.)
  2. Failure to maintain 16" of rein between hands. (Exception: Does not apply to English Trail or In-Hand Trail.)
  3. No attempt to perform an obstacle.
  4. Equipment failure that delays completion of pattern excessively or repeatedly touching the horse on the neck to lower the head.
  5. Entering or exiting an obstacle from the incorrect side or direction.
  6. Working obstacle, the incorrect direction; including overturns of more than 1/4 turn.
  7. Riding outside designated boundary marker of the arena or course area.
  8. Failure to ever demonstrate correct gait as designated.
  9. Failure to follow the correct line of travel between obstacles excessive schooling, pulling, turning, stepping or backing anywhere on course.
  10. Baiting in In-Hand Trail.
- iii. 10 Point Penalties
1. Unnatural Arabian.
- iv. 5 Point Penalties
1. Dropping slicker or object required to be carried on course, each refusal (three refusals move to the next obstacle), balk, or evading an obstacle by shying or backing.
  2. Letting go of gate or dropping rope gate.
  3. Use of either hand to instill fear or praise.
  4. Falling or jumping off or out of a bridge or water box with more than one foot once the horse has gotten onto or into the obstacle.
  5. Stepping outside of the confines of an obstacle with designated boundaries (i.e. back through, 360 degree box, side pass) with more than one foot once the horse has entered the obstacle.
  6. Missing or evading a pole that is a part of a series of an obstacle with more than one foot.
  7. Blatant disobedience (including kicking out, bucking, rearing, striking).
  8. Holding saddle with either hand (Exception: Jumps, Elevated Lope Overs, or Elevated Jog Overs).
  9. Handler touching the horse with either hand in In-Hand unless instructed by the judge, course designer or performing a side pass.
  10. Performing entire obstacle on the wrong lead.
- v. 3 Point Penalties
1. Incorrect or break of gait at walk or jog for more than two strides.
  2. Approaching an obstacle at the wrong gait or lead.

## Part Two – Arabian, Half-Arabian, Anglo-Arabian

3. Out of lead or break of gait at lope (except when correcting an incorrect lead.)
4. Knocking down an elevated pole, cone, barrel, plant, obstacle, or severely disturbing an obstacle.
5. Falling or jumping off or out of a bridge or water box with one foot once the horse has gotten onto or into that obstacle.
6. Stepping outside of the confines of an obstacle with designated boundaries (i.e., back through, 360-degree box, side pass) with one foot once the horse has entered the obstacle. Missing or evading a pole that is part of a series of an obstacle with one foot.

### vi. 1 Point Penalties

1. Each hard hit, bite, or stepping on a log, cone, plant, or a component of the obstacle.
2. Incorrect or break of gait at walk or jog for two strides or less: both front or hind feet in a single-strided slot or space at a walk or jog.
3. Skipping over or failing to step into required space; split pole in lope-over.
4. Incorrect number of strides, if specified.

### 2. Scoring Procedures

- a. Competition Management must provide a scribe(s) at a judge(s) request.
- b. When a judge is adjudicating in a multiple judge system, the scores should be transferred to the ring steward or clerk in a manner that the other judges do not hear their score.
- c. All individual judges of Trail classes are required to announce the score of each horse immediately following the horse's work and prior to the work of the subsequent horse. If a score is being held for review:
  1. When one judge is used, their score will place the class.
  2. When more than one judge is used, scores will be totaled to determine the placing of the class.
  3. When five judges are used, one high and one low score will be eliminated, and the remaining three scores will be totaled to determine the placing of the class.
- d. The prescribed AHA score sheet must be used. Obstacle scores and any penalties will be totaled to arrive at a final score.
- e. Score sheets must be posted one hour after the class.
- f. For method of breaking ties in Trail classes see ARTICLE B3106.4. In the event of a further tie, refer to the order of the judges' cards (i.e., #1, #2, #3).

## ARTICLE B3116 Walk-Trot/Jog Trail Class Requirements

1. Exhibitors may not be more than ten years of age as of December 1 of the current competition year. Horse and exhibitor must follow the appointments as set forth in AR211 for Western Walk/Jog Trail and English Walk/Trot Trail. The exhibitor must never have been judged in a class at a Licensed Competition that required a canter or lope.  
Exception: Exhibitors may have cantered in Short Stirrup Reining and Cross Rails 10 & Under classes.
2. Permitted Obstacles
  - a. Walk-Overs– Where consecutive poles exist, no more than 2 may be elevated with a maximum height of 8".

## Part Two – Arabian, Half-Arabian, Anglo-Arabian

Minimum width between poles 20” to 24”, or multiples of the given dimensions between poles is generally considered good spacing for walkovers, depending upon difficulty desired. Rolling poles are prohibited.

b. Jog-Overs for Western- Jog overs: 3 feet to 3’6” apart, or multiples of the given dimensions (space is measured between poles). Elevated poles are prohibited.

c. Trot-Overs for English- Trot overs: 3’6” to 4’ apart (space is measured between poles). Elevated poles are prohibited.

d. Serpentine – Walk Around – No more than 5 consecutive cones

1. Western Trail Walk/Jog-minimum 6 feet apart (base to base). Guardrails, if used, should be 4 to 5 feet to either side of the cones.

2. English Trail Walk/Trot-minimum 8’ feet apart (base to base). Guardrails, if used, should be 5 to 6 feet to either side of the pylons.

e. Serpentine – Jog or Trot Around – No more than 5 consecutive cones are permitted.

1. Western Trail Walk/Jog-minimum of 10 feet apart (base to base). Guardrails, if used, should be 8 to 10 feet on either side of cones.

2. English Trail Walk/Trot-minimum of 12 feet apart (base to base). Guardrails, if used, should be 10 to 12 feet on either side of cones.

f. Open Gates – Exhibitors shall not be asked to open and close a gate; however, simulation of doing so by touching gate standards is permitted. A single non-elevated walk over pole may be placed in the “open” gate.

g. Bridge – A safe unobstructed bridge (no poles or obstacles on the bridge). Bridges must be of sturdy design with a non-slip surface.

a. Minimum 3’ wide

b. Minimum 6’ long

c. Maximum 8” in height

h. Straight Back Through measured 42” or greater in width.

i. Turns of 90 or 180 degrees within a box or confined area no smaller than 8’ x 8’; 270 or 360 degrees within a box or confined area of no less than 10’ x 10’.

3. Prohibited Obstacles

a. Water

b. Water boxes (empty)

c. Drags

d. Pick-up object

e. Closed gates

f. Side pass

## ARTICLE B3117 Working Cow Horse General

1. These classes will be held in accordance with the National Reined Cow Horse Association (NRCHA) rules for class conduct, judging, specific scoring and patterns as modified by the following Arabian Rules. Where Arabian Rules are silent, NRCHA rules prevail.

2. Exceptions and Notes: The working cow horse class consists of only the cow work.

## Part Two – Arabian, Half-Arabian, Anglo-Arabian

- a. See ARTICLE B3103 for Appointments.
- b. See A105.6 for inhumane treatment and undue stress.
- c. See ARTICLE B3106 for scoring Working Cow classes with more than one go-round and for breaking ties.
- 3. Working Cow Horse classes consist of only the cow work (fence work).
  - a. No reining patterns: only the fence work (boxing, turns on the fence and circling).

### **ARTICLE B3118 Working Cow Horse Class Specifications**

- 1. Bitted, Hackamore (Bosal)- For competitions offering only one Working Cow Horse class, bitted and hackamore horses can compete together. Dry work will not be required.
- 2. Open, Amateur, Ladies, Gentlemen, Junior Horse classes may be offered.

### **ARTICLE B3119 Working Cow Horse Scoring**

- 1. Refer to NRCHA handbook- Exception: See AR209.3 10-Point Penalty: Unnatural Arabian appearance.

### **ARTICLE B3120 Reined Cow Horse and Herd Work General**

- 1. These classes will be held in accordance with NRCHA rules for class conduct, judging, specific scoring and patterns as modified by the following Arabian Rules. Where Arabian Rules are silent, NRCHA rules prevail. Exceptions:
  - a. See ARTICLE B3103 for Appointments.
  - b. See Abuse for inhumane treatment and undue stress.

### **ARTICLE B3121 Reined Cow Horse and Herd Work Classes**

- 1. General
  - a. The Reined Cow Horse classes consist of the reined work (dry pattern) and fence work (cow work).
    - 1. Reined work (dry work) patterns (NRCHA patterns) must be posted at least one hour prior to the start of the class.
    - 2. Boxing/Limited Reined Cow Horse consists of the reined work (dry pattern) and the boxing phase only of the cow work.
    - 3. Box – Drive Classes consist of the reined work (dry pattern) and the required cow work which is Box, drive, box, drive in that order.
    - 4. Herd Work may be run as a stand-alone class or may be incorporated as a third phase of a Reined Cow Horse Futurity or Bridle Spectacular, Hackamore Spectacular or Two Rein Spectacular.
- 2. Reined Cow Horse class
  - a. The Reined Cow Horse class consists of two mandatory phases, the reined work and the cow work (boxing, fence turns and circling in that order). Each phase will have equal bearing and the final placings will be determined by the total of both scores (Exception: Boxing/Limited Rein Cow Horse).

## Part Two – Arabian, Half-Arabian, Anglo-Arabian

b. In cases of ties for first place the entry with the highest cow work score will prevail. If the cow work scores are identical, the tied entries for first place will work off with an additional cow work. All ties for other than first place will remain tied for points and prize money purposes and exhibitors will flip for ribbons.

c. Horses receiving a zero score in one phase and a score in the other are eligible for placing. Horses receiving a zero in both phases or a no score in either or both phases are ineligible for placing.

### 3. Boxing class

a. Boxing consists of a NRCHA Reined Cow Horse reining pattern and showing the ability to hold a single cow (boxing) on the end of the arena. This class introduces the exhibitors to the boxing phase of the cow work.

b. Judging begins when the exhibitor enters the arena.

c. Schooling is not permitted between the completion of the rein work and the cow work, or between cows if a new cow is awarded. The penalty is a score of zero.

d. Each exhibitor upon receiving a cow in the arena, must hold that cow on the prescribed end of the arena for 50 seconds, demonstrating the ability of the horse and exhibitor to control the cow.

e. Holding the reins and romal in one hand (rein hand) while boxing the cow is permitted.

f. Time must begin when the gate closes behind the cow after being let into the arena. The announcer or judge

must signal the completion of the 50 seconds with a whistle or horn.

g. The horse must be scored using the “limited cow work scoring guidelines”.

### 4. Box Drive class

a. The goal of this class is to introduce the exhibitor to the “fence work” phase of the cow work.

b. The Box Drive class consists of a NRCHA Reined Cow Horse reining pattern and four parts to the cow work.

c. The horse will be scored using the Box Drive scoring guidelines.

d. Judging begins when the exhibitor enters the arena.

e. Time Limit / Terminating the Work -Each exhibitor is allotted one minute and forty-five seconds to complete the four-part cow pattern work.

1. The judge may blow their whistle once at any time during the work to terminate it.

2. If at any time a judge feels that the exhibitor is out of control endangering themselves and/or the

horse, the judge may terminate the work, and a zero score will be given.

3. Exhibitors are not required to use the allotted time to complete the pattern.

4. Time begins when the gate closes behind the cow after being let into the arena. When there are

30 seconds left, the announcer will announce “30 seconds” remaining and at one minute and forty-

five seconds, the announcer will call for “time.”

5. Judging ends when the exhibitor drives the cow past the middle marker the second time, judge

ends the run with a whistle/horn or the allotted time ends, whichever occurs first.

f. There must be no schooling between entering the arena and the completion of the cow work, or between cows if a new cow is awarded. The penalty for this is zero.

g. The required pattern for the cow work is: box, drive, box, drive, in that order.

## Part Two – Arabian, Half-Arabian, Anglo-Arabian

A. Part One - Box: At the start of the work, each exhibitor, upon receiving a cow in the arena, must hold that cow on the prescribed end of the arena for a sufficient time to demonstrate the ability of the horse to contain the cow at that end. If the cow does not immediately challenge the horse, the exhibitor must aggressively move in on the cow to demonstrate their horse's ability to drive and block the cow on the entry fence.

B. Part Two - Drive: After a reasonable amount of time, the contestant must set up and drive/rate the cow down the fence, opposite fence of the judges, to the opposite end of the arena. When coming out of corner, the horse must be close enough to the cow to demonstrate control with the cow against the fence. This distance and control should be maintained for approximately 1/2 to 3/4 the length of arena. Upon reaching the opposite end of the arena, the exhibitor will then stop the horse square or parallel to the fence, without making a fence turn, and release the cow.

C. Part Three - Box: Move horse toward center of arena to set the cow up for boxing. Again, box the cow for a sufficient time to demonstrate the ability of the horse to contain cow at that end. If the cow does not immediately challenge the horse, the exhibitor must aggressively move in on the cow to demonstrate their horse's ability to drive and block the cow on the entry fence.

D. Part Four - Drive: After a reasonable amount of time, the exhibitor must set up and drive/rate the cow down the fence, opposite fence of the judges, to the opposite end of the arena. When coming out of corner, the horse must be close enough to the cow to demonstrate control with the cow against the fence. This distance and control should be maintained past the center marker and continue until the judge signifies the competition of the run or time expires. The exhibitor will then stop the horse square or parallel to the fence, without making a fence turn, and release the cow.

### 5. Herd Work Class

a. Judging will begin at the time line.

b. The horse must approach the herd with no hesitation, weaving or reluctance to enter the herd sufficiently deep enough to show their ability to make a cut. The horse must work quietly, but alertly, causing very little disturbance to the herd or the animal brought out.

c. Credit will be given for driving cattle, clearing the herd by a sufficient distance, and setting up a cow while holding it in a working position as near the center of the arena as possible. The degree of difficulty, eye appeal and the amount of courage in staying on a tough cow will be taken into consideration. The amount of time spent working cattle in the 2 1/2 minute period will have a positive effect on the total

## Part Two – Arabian, Half-Arabian, Anglo-Arabian

score. The horse should show a great deal of expression but no ill will toward the animal.

d. Judging will end at the whistle.

e. If an exhibitor is taking an excessive amount of time to get to the herd after their number is called the following will occur:

1. The designated judge will contact the announcer and the announcer will give the exhibitor a “second call.”

2. If the exhibitor still is not approaching the herd, a 15 second call will be given and then the time clock will be started.

3. Special consideration will be given to exhibitors who helped the previous exhibitor in the herd.

### 6. Two-Rein Class

Separate Two Rein classes may be held and are open to horses of any age in their first year showing in the bridle (using two rein equipment) that have not shown in the bridle down the fence or in boxing in any judged classes or events prior to December 1 of the current competition year with the exception of horse sales and National High School Rodeo Events.

Horses may cross over to the Open class but must utilize the equipment required for that Open class.

## ARTICLE B3122 Reined Cow Horse and Herd Work Class Specifications

1. Bitted, Hackamore (Bosal). For competitions offering only one Reined Cow Horse class, bitted and hackamore horses can compete together.

2. Open, Amateur, Ladies, Gentlemen, Junior Horse classes may be offered.

3. Boxing/Limited Reined Cow Horse, and Box Drive classes are for non-pro/amateur exhibitors. Boxing/Limited

Reined Cow Horse and Box Drive classes are for amateur and junior exhibitors who have not shown down the

fence for 3 runs in any judged classes or events with the exception of horse sales.

Exhibitors who have not shown in any cow horse class down the fence for 5 years are eligible for the class. Being entered in a class that includes the fence work will

be counted as going down the fence regardless if the exhibitor boxed the cow and pulled up before the run was completed. This class is also open to approved Non-

Pro Limited riders who comply with all eligibility rules (See NRCHA Non-Pro eligibility rules/Federation Amateur rules). After Non- Pro competitors reach the age of fifty (50), they may fall back into the Non-Pro Boxing/Limited class (Boxing/Limited Reined Cow Horse).

The Non-Pro Boxing/Limited Competitors

a. May not go down the fence again in any judged class(es) or event(s), with the exception of horse sales.

b. May return back into the Non-Pro Limited Reined Cow Horse division/class only once.

c. Versatility Ranch Cow Work Classes affect the eligibility of an exhibitor to compete in the Boxing/Limited Reined Cow Horse classes and vice versa as follows: Exhibitors in the Boxing/Limited Reined Cow, VRH Limited amateur and VRH Limited youth Ranch Cow Work may not have shown more than three times down the fence in any Cow Horse class, Reined Cow Horse class or VRH Cow Work class.

## Part Two – Arabian, Half-Arabian, Anglo-Arabian

d. A Non-Pro exhibitor may show in both the Reined Cow Horse and Box-Drive classes or both the Boxing/Limited Reined Cow and Box-Drive classes, but not both the Reined Cow and Boxing Classes.

### ARTICLE B3123 Reined Cow Horse and Herd Work Scoring

1. Refer to NRCHA handbook with the exceptions below:

a. See A209.3 10-Point Penalty:

b. See ARTICLE B3106.4f for scoring Reined Cow Horse and Herd Work classes with more than one go-round and for breaking ties.

### ARTICLE B3124 Cutting

Cutting classes held in the Arabian Division must be conducted in accordance with the AHA Handbook, Chapter 11, COMP.807.

### ARTICLE B3125 Western Riding General

1. The horse is judged on quality of gaits, lead changes at the lope, response to the exhibitor, manners, and disposition. The horse should perform with reasonable speed, and be sensible, well-mannered, free, and easy moving.

### ARTICLE B3126 Western Riding Patterns

1. The judge will select one of the 15 patterns to be performed. The judge is responsible for the pattern being correctly set. See AQHA Rulebook for patterns.

2. The horse should cross the log both at the jog and the lope without breaking gait or radically changing stride.

### ARTICLE B3127 Western Riding Scoring

1. See current AQHA Rulebook.

a. Exceptions: See A209.3 10-Point Penalty: Unnatural Arabian appearance.

b. Credit may be given for, and emphasis placed, on smoothness, even cadence of gaits (i.e., starting and finishing pattern with the same cadence), and the horse's ability to change leads precisely, easily, and simultaneously both hind and front feet at the center point between markers. In order to have balance, with quality lead changes, the horse's head and neck should be in a relaxed, natural position, with its poll level with or slightly above the level of the withers. The horse should not carry its head behind the vertical, giving the appearance of intimidation, or be excessively nosed out, giving a resistant appearance. The horse should have a relaxed head carriage showing response to the exhibitor's hands, with a moderate flexion at the poll.

c. Horses may be ridden with light contact or on a reasonably loose rein.

### ARTICLE B3128 Ranch Riding General

1. Ranch Riding classes will be held in accordance with the American Quarter Horse Association (AQHA) rules except as stated herein:

2. The purpose of the ranch riding class is to measure the ability of the horse to be a pleasure to ride while being used as a means of conveyance from performing one ranch task to another.

3. The horse should reflect the versatility, attitude and movement of a working ranch horse riding outside the confines of an arena. The horse should be well-trained, relaxed, quiet, soft and cadenced at all gaits. The ideal ranch horse will

## Part Two – Arabian, Half-Arabian, Anglo-Arabian

travel with forward movement and demonstrate an obvious lengthening of stride at extended gaits.

4. Transitions should be performed where designated, with smoothness and responsiveness.

5. The overall cadence and performance of the gaits should be free-flowing and ground covering for all gaits, with an emphasis on forward movement.

6. The horse can be ridden with light contact or on a relatively loose rein without requiring undue restraint, but not shown on a full drape of reins.

7. The overall manners and responsiveness of the ranch riding horse to make timely transitions in a smooth and correct manner, as well as the quality of the movement are of primary considerations.

8. The ideal ranch riding horse should have a natural head carriage at each gait.

### **ARTICLE B3129 Ranch Riding Appointments and Conduct**

1. For rules regarding correct Western appointments, refer to ARTICLE B3103.

2. Appointments with silver should not count over good working tack. Silver on bridles and saddles and the use of weighted reins is discouraged.

3. Touching or holding the saddle horn is permitted.

4. Hoof polish is discouraged but will not be penalized.

5. It is customary to not remove the hair from the insides of the ears, but horses with clean clipped ears will not be penalized.

6. Trimming of the bridle path, fetlocks, and excessive (long) facial hair is permitted.

### **ARTICLE B3130 Ranch Riding Patterns**

1. Patterns must be chosen from the current AQHA Patterns which may be found in the AQHA Rulebook (SHW 417) or on the AHA website.

2. There is no time limit required for a Ranch Riding pattern.

3. Posting at the extended trot is permitted.

### **ARTICLE B3131 Ranch Horse Scoring**

1. AQHA Penalties – Ranch Horse Penalties must follow the current AQHA penalties with the following exceptions:

a. Ten (10) point penalties

1. Off Pattern

i. Eliminates or adds maneuver

ii. Incomplete maneuver

iii. Failure to complete pattern as written

2. Unnatural (Arabian) Ranch Horse appearance.

b. Zero (0) score

1. Major disobedience or schooling

2. Prohibited use of fingers or hands on reins

2. Any deviation of the scoring contained within the current Arabian rules, the references within AQHA, NRHA, or NRCHA rulebooks regarding scoring will prevail.

a. One (1) point penalty

1. Too slow/per gait

2. Over-bridled

3. Out of frame

4. Break of gait at walk or trot for 2 strides or less

## Part Two – Arabian, Half-Arabian, Anglo-Arabian

### b. Three (3) point penalties

1. Break of gait at walk or trot for more than 2 strides
2. Break of gait at lope, except when correcting an incorrect lead Wrong lead or out of lead
3. Out of lead or cross-cantering more than two strides when changing leads
4. Draped reins
5. Trotting more than three strides when making a simple lead change
6. Severe disturbance of any obstacle

### c. Five (5) point penalties.

1. Blatant disobedience (kick, bite, buck, rear, etc.)

### d. No Score/Disqualification (DQ):

1. Lameness
2. Abuse
3. Prohibited equipment
4. Disrespect or misconduct
5. Leaving working area before pattern is complete
6. Fall of horse/exhibitor
3. No specific penalties will be incurred for nicks/hits on logs/poles, but deduction may be made in maneuver score.
4. No specific penalties will be incurred for over/under-spins, but deduction may be made in maneuver score.

## ARTICLE B3132 Ranch Rail Pleasure General

1. The ranch horse rail pleasure class measures the ability of the horse to be a pleasure to ride while being used as a means of conveyance from one ranch task to another and should reflect the versatility, attitude, and movement of a working horse. The horse should be well-broke, relaxed, quiet, soft, and cadenced at all gaits.
2. The ideal ranch rail pleasure horse should have a natural head carriage at each gait. In all gaits, movement of the ranch rail pleasure horse should simulate a horse needing to cover long distances, softly and quietly, like that of a working ranch horse.
3. The horse should be ridden on a relatively loose rein with light contact and without requiring undue restraint.
4. This class should show the horse's ability to work at a forward, working speed while under control by the exhibitor.
5. Horses may cross-enter with any other pleasure class at the same show.

## ARTICLE B3133 Ranch Rail Appointments and Conduct

1. Apparel and Equipment: For rules regarding correct Western appointments, refer to ARTICLE B3103.
2. Appointments with silver should not count over good working tack. Silver on bridles and saddles and the use of weighted reins are discouraged.
3. It is recommended that competitors use a breast collar and rear cinch.
4. Horses 5 years and under, may be shown in a snaffle bit/hackamore.
5. Prohibited equipment includes tie downs, cavessons, gag bits, slip bits, mechanical hackamores and running martingales.
6. Touching or holding the saddle horn is permitted.
7. Hoof polish is discouraged but will not be penalized.

## Part Two – Arabian, Half-Arabian, Anglo-Arabian

8. It is customary to not remove the hair from inside of the ears, but horses with clean clipped ears will not be penalized.

9. Trimming of the bridle path, fetlocks, and excessive (long) facial hair is permitted.

### ARTICLE B3134 Ranch Rail Class Specifications

1. Horses to enter at walk or trot in either direction at discretion of the judge.

2. Required gaits are the walk, trot, extended trot, lope, and extended lope which are to be shown in both directions of the arena. The extended walk and back are optional gaits that may be called at the judge's discretion.

3. For gaits descriptions refer ARTICLE B3102.1.

4. The horse should be responsive to the exhibitor and make timely transitions in a smooth and correct manner. The horse should be soft in the bridle and yield to contact.

5. Exhibitors are encouraged to use adequate space given the extension of gaits required. Horses should remain on or near the rail, however exhibitors working off the rail will not be penalized.

6. Part of the evaluation of this class is on smoothness of transitions. A horse may be collected from the extended trot as the horse moves into the lope. The transition from the extended lope down to the trot is a transition to the seated trot, not the extended trot. Therefore, an extra cue to achieve this gait is expected. Horses that complete this total transition within three strides calmly and obediently should be rewarded. Horses that attempt to stop or do stop prior to trotting will be penalized. Judges expect to see horses that have been trained to respond to cues and when cues are applied correctly, it could be a credit earning situation.

7. Offered for horses three years of age or older.

8. Posting at the extended trot is permitted.

### ARTICLE B3135 Ranch Rail Scoring

1. A ranch horse should be willingly guided or controlled with little or no apparent resistance. Any movement on the horse's own must be considered a lack of control.

2. The overall manners and responsiveness of the horse while performing the requirements and the horse's quality of movement are the primary considerations.

3. Light contact should be rewarded, and the horse must not be shown on a full drape of reins.

4. Penalties. An exhibitor must be penalized for:

a. Too slow a gait

b. Over-bridled

c. Out of frame

d. Break of gait

e. Wrong lead, out of lead, or cross-cantering

f. Draped reins

g. Trotting more than two strides when taking lead

h. Blatant disobedience (kick, bite, buck, rear, etc.)

i. Schooling

j. Spurring in front of cinch

k. Use of either hand to instill fear/praise

5. A horse must be disqualified for lameness.

Part Two – Arabian, Half-Arabian, Anglo-Arabian

6. A horse exhibiting unnatural Arabian appearance must be penalized and placed at the bottom of the class (A209.3).

**ARTICLE B3136 Ranch Horse Rail Pleasure Walk-Trot 10 & Under General**

1. Exhibitors must not be more than ten (10) years of age as of December 1 of the current competition year.
2. The exhibitor must never have been judged in a class at a Licensed Competition that required a canter or lope. Exception:  
Short Stirrup Reining exhibitors and Cross Rails 10 & Under.

**ARTICLE B3137 Ranch Horse Rail Pleasure Walk-Trot 10 & Under Appointments**

Horse and exhibitor must follow the appointments as set forth in the Arabian Western Pleasure Sub-Chapter.

**ARTICLE B3138 Ranch Horse Rail Pleasure Walk-Trot 10 & Under Class Specifications**

1. Horses to enter at walk or trot in either direction at discretion of the judge.
2. Entries will be worked both directions of the ring at both qualifying gaits the walk and the trot.

**ARTICLE B3139 Ranch Horse Rail Pleasure Walk-Trot 10 & Under Scoring**

1. The overall manners and responsiveness of the horse while performing the requirements and the horse's quality of movement are the primary considerations.
2. Part of the evaluation in a walk-trot class is on smoothness of transitions. The transitions from the trot down to a walk is expected within three (3) strides, calmly and obediently.
3. Horses that attempt to stop, or do stop, prior to walking will be penalized.

**ARTICLE B3140 Versatility Ranch Horse Division (VRH) General**

1. The Versatility Ranch classes will be held in accordance with AQHA rules for class conduct, judging, specific scoring, and patterns as modified by the following Arabian Rules. Where the Arabian Rules are silent, AQHA rules prevail.
2. The Versatility Ranch Horse division demonstrates the performance, versatility, and conformation of the Arabian and Half Arabian Horse as a working ranch horse. The intent is to reward an exhibitor and/or horse based on their level of expertise. Classes within the Versatility Ranch Horse Division may be held individually at approved competitions or held collectively as a Versatility Ranch Horse Competition.
3. VRH Ranch Riding and VRH Ranch Trail may be combined and held at the same time or held independently. If combined, each class will be scored individually and placed individually.
4. VRH Ranch Reining and VRH Ranch Cow Work may be combined and held at the same time, or each class held separately. If combined, each class will be scored individually and placed individually.
5. Multiple arenas may be used and encouraged to expedite the show to finish in a timely manner.
6. Points will be awarded in each individual class according to the placing received and based on the total number of horses competing in that class. Points earned in

## Part Two – Arabian, Half-Arabian, Anglo-Arabian

each individual class only count toward any award or qualification for the Versatility Ranch Horse division.

7. All-Around Versatility Ranch Horse. The title of All-Around Versatility Ranch Horse may be awarded for each show in the open, amateur and youth divisions, if earned. Each division is to be calculated independently based on the number of horses competing in that division. Divisions may not be held concurrently (i.e., open classes may not run currently with amateur classes). All-around versatility ranch horse points are based on a one horse/one exhibitor combination. (See exception in ranch conformation for exhibitor with multiple horses.) A horse/exhibitor team is all-around eligible if it competes in at least one cattle class, at least one non-cattle riding class, and ranch conformation in the same division. At VRH shows, all exhibitors in every class must be placed. In scored classes, all exhibitors in class will be ranked according to score, placed from the highest to the lowest score. In ranch conformation, the entire class in each division must be placed. In all classes, the highest placing all-around eligible exhibitor will receive 50 credits, regardless of the number of other horses entered or eligible. Second highest all-around eligible exhibitor will receive 49 credits and so on. For example, an exhibitor competing for the all-around may place 16th in the class but is also the highest placing all-around eligible entry they will receive 50 credits. An exhibitor placing 22 in the same class, that is the second highest all-around eligible entry, will receive 49 credits and so on. Another example: In a class of six entries, if the highest placing all-around exhibitor places second, it will receive 50 credits. The second highest all-around eligible horse/exhibitor team places fourth in the class, they would receive 49 credits and so forth. After totaling credits for all-around-eligible entries in each class, the exhibitor receiving the highest number of credits in that division will be named

the All-Around versatility ranch horse in that division and will receive additional points based on the number of horses competing for the all-around title.

a. If there are ties in the final placing for the all-around Versatility Ranch Horse, they will be broken by the highest placing horse in the VRH Ranch Cow Work, VRH Limited Ranch Cow Work, whichever is applicable to the division.

If this does not break the tie, other classes will be used in the following order:

VRH Ranch Cutting, VRH Ranch

Reining, VRH Ranch Trail, VRH Ranch Riding, and VRH Ranch Conformation.

8. No horses less than 3 years of age may be exhibited.

## **ARTICLE B3141 Versatility Ranch Horse Division Appointments and Conduct**

1. Equipment with excessive silver should not count over good working tack. Excessive silver on bridles and discouraged.

2. Romal reins are allowed in all VRH classes, including VRH and Ranch Cutting. When riding with a romal, a get down rope may be used. A get down rope is defined as a small rope tied around the neck of the horse with a bowline or other non-slip knot and run back to the exhibitor or tied to the saddle. The get down will be used to lead, ground tie, or tie the horse. When ground-tying with split reins, one or both reins may be dropped, romal reins may be loosely draped over the horse when used with or without a get-down rope. The get-down rope may also be run through a bosalito, as long as the bosalito is not tight enough to function as a cavesson. If a bosalito is used, it must allow approximately 2 fingers (1 inch) to pass

## Part Two – Arabian, Half-Arabian, Anglo-Arabian

freely between the nose and the bosalito. The bosalito must be constructed of a flexible braided rawhide, leather or rope, the core of which must be flexible. Absolutely no rigid material will be permitted under the jaws, regardless of how padded or covered. Hobbles are allowed for Versatility Ranch Trail.

3. The use of two-rein equipment is permitted per horse in all VRH classes for one year only.

4. When exhibiting in a snaffle bit or hackamore, an exhibitor may switch between two hands and one hand on the reins at any time.

5. Hoof polish is prohibited.

6. No braided or banded manes/tails or tail extensions, except in any VRH class where roping is involved, the horse's mane may be braided for a distance of 12"-16" in front of the saddle pad. No ribbons or other kind of ornamentation will be allowed.

7. Trimming inside ears is discouraged but will not be penalized.

8. Trimming bridle path, also trimming of fetlocks, and excessive (long) facial hair is permitted.

9. Holding the saddle horn with either hand is permitted in any class.

10. Posting at the extended trot is permitted.

11. In the case of a fall by a horse or exhibitor, the run must end when the exhibitor or horse fall to the ground. A horse is considered to have fallen when all four feet are extended in the same direction. An exhibitor is considered to have fallen when the exhibitor is no longer astride.

### **ARTICLE B3142 Versatility Ranch Horse Division Scoring**

1. The scoring system is designed to be positive, straightforward, and always encourage growth and improvement in both horse and exhibitor. The scoring system is designed to give credit for the work done.

2. Except for the conformation class, each horse/exhibitor team is scored between 0-100 points and automatically begins the run with a score of 70 points. The horse/exhibitor team is scored on the quality of each maneuver (e.g., -1 1/2 extremely poor, -1 very poor, -1/2 poor, 0 correct, +1/2 good, +1 very good, +1 1/2 excellent). Plusses and minuses reflect the smoothness, finesse, attitude, quickness, and authority of the horse/exhibitor team when performing the various maneuvers. Penalties may be accrued for incorrect maneuver execution.

3. In each class, the entire class will be scored and placed. All exhibitors in each class will be ranked according to scores, placed from the highest to the lowest scores.

4. No horse/exhibitor team can be disqualified except for lameness, abuse, prohibited equipment, disrespect, or misconduct, leaving working area before pattern is complete, improper western attire and or fall of horse/exhibitor. Disqualified horses will count as entries in the class but will not receive points.

5. In the case of equipment failure that delays competition or becomes unsafe, the run is stopped, and the horse/exhibitor team will be given credit for what they have accomplished prior to that point and will be considered off-pattern (OP), and receive the appropriate penalty.

6. In each class, a specific maneuver will be designated by the judge to be the tiebreaker. The tie-breaker maneuvers will be made prior to the start of the class and so noted on score sheets. Ties will be broken according to ARTICLE B3106.

7. Exhibitors competing for the All-Around Versatility Ranch Horse, must have their class placing credits entered into the all-around tabulation. Credits from each

## Part Two – Arabian, Half-Arabian, Anglo-Arabian

class must be added together for the overall placing for the event. Ties for the all-around versatile ranch horse are broken as per ARTICLE B3140.7.

### **ARTICLE B3143 Versatility Ranch Horse Division Judging Procedures**

1. Judges must use approved score sheets to score all classes. Specific maneuvers will be selected by the judge prior to the class as tie-breaking maneuvers.
2. During the class, a scribe can assist each judge by recording the score after each of the maneuvers on the class score sheet. Judges must sign their score sheets.
3. Class score sheets must be posted as soon as possible after each class to allow exhibitors to evaluate their performance.
4. At the option of show management, when using two judges to determine one set of winners, the classes will first be placed under each judge and class placing points awarded and posted. One judge must be designated as the tie-breaking judge before judging begins. The composite results (combined results used to determine an overall winner) must be determined as follows: All class placing points will be added for each judge to determine an all-around winner. If there is a tie, the tie-breaking judge's class placing will determine the winner. Ties for the all-around winner are broken first using the highest placing in the ranch cow work class, or the limited ranch cow work class, whichever is applicable to the division.

### **ARTICLE B3144 VRH Ranch Riding General**

1. The purpose of the VRH Ranch Riding class is to measure the ability of the horse to be a pleasure to ride while being used as a means of conveyance from performing one ranch task to another.
2. The horse should reflect the versatility, attitude, and movement of a working ranch horse riding outside the confines of an arena. The horse should be well-trained, relaxed, quiet, soft, and cadenced at all gaits.
3. The ideal ranch horse will travel with forward movement and demonstrate an obvious lengthening of stride at extended gaits.
4. The horse can be ridden with light contact or on a relatively loose rein without requiring undue restraint, but not shown on a full drape of reins.
5. The ideal VRH ranch riding horse should have a natural ranch horse appearance from head to tail in each maneuver.
6. Horse may cross enter Western Pleasure and Ranch Riding or Western Pleasure and VRH Ranch Riding at the same show regardless of the division (youth, amateur, or open).

### **ARTICLE B3145 VRH Ranch Riding Class Specifications**

1. Horses must be shown individually, and the class may be conducted inside or outside of an arena.
2. The pattern may be started either to the right or left direction.
3. Show management has the option to set markers to designate gait changes.
4. If the class is held inside an arena, the course must be set up to make approximately one pass of the arena in each direction.
5. The optional ranch riding patterns, which can be found in the AQHA Rulebook or on the AHA website, may be used, or another pattern may be used if all elements of the class are fulfilled as follows:
  - a. Horses will be shown individually at three gaits: walk, trot and lope in each direction of the arena.

Part Two – Arabian, Half-Arabian, Anglo-Arabian

b. Horses will also be asked to reverse, stop and back.

c. The judge must ask for an extended trot and extended lope at least one direction of the ring.

**ARTICLE B3146 VRH Ranch Riding Scoring**

1. Credits and Penalties.

a. Part of the evaluation of this class is on smoothness of transitions. A horse may be collected from the extended trot as the horse moves into the lope. The transition from the extended lope down to the trot is a transition to the seated trot not the extended trot. Therefore, an extra cue to achieve this gait is expected. Horses that complete this total transition within three strides calmly and obediently should be rewarded. Horses that attempt to stop or do stop prior to trotting will be penalized.

b. Judges expect to see horses that have been trained to respond to cues. To see these cues applied discreetly and the horse responding correctly is a credit-earning situation.

c. Maneuver evaluations and penalty applications are to be determined independently.

d. The following penalties will be applied to each occurrence and be deducted from the final score:

1. VRH Ranch Riding Penalties – VRH Ranch Riding Penalties must follow the current AQHA penalties with the following exceptions -

a. Ten (10) point penalties

1. Off pattern

i. Eliminates or adds maneuver

ii. Incomplete maneuver

iii. Failure to complete pattern as written

2. Unnatural (Arabian) Ranch Horse appearance.

b. Zero (0) score

1. Major disobedience or schooling

2. Prohibited use of fingers or hands on reins

2. Any deviation of the scoring contained within the current Arabian rules, the references within AQHA, NRHA, or NRCHA rulebooks regarding scoring will prevail.

a. 1 Point:

1. Over-bridled (per maneuver)

2. Out of frame (per maneuver)

3. Too slow

4. Break of gait at walk or trot for two (2) strides or less

b. 3 Point:

1. Wrong lead or out of lead

2. Draped reins

3. Break of gait at lope, except when correcting an incorrect lead

4. Break of gait at walk or trot for more than two (2) strides

5. Out of lead or cross-cantering more than two strides when changing leads

6. Trotting more than three strides when making a simple lead change

c. 5 Point:

1. Spurring in front of cinch.

2. Blatant disobedience

3. Use of either hand to instill fear/praise

## Part Two – Arabian, Half-Arabian, Anglo-Arabian

### d. No Score/Disqualification (DQ):

1. Lameness

2. Abuse

3. Prohibited equipment

4. Disrespect or misconduct

5. Leaving working area before pattern is complete

6. Improper western attire

7. Fall of horse/exhibitor

2. The overall manners and responsiveness of the ranch riding horse to make timely transitions in a smooth and correct manner, as well as the quality of the movement are of primary considerations.

### ARTICLE B3147 VRH Ranch Trail General

1. The VRH Ranch Trail class should test the horse's ability to cope with situations encountered while being ridden through a pattern of obstacles generally found during everyday ranch work.

2. The horse/exhibitor team is judged on the correctness, efficiency, and pattern accuracy with which the obstacles are negotiated, and the attitude and mannerisms exhibited by the horse.

3. The ideal VRH ranch trail horse should have a natural ranch horse appearance from head to tail in each maneuver.

4. Horses may cross enter Trail and VRH Ranch Trail regardless of division (youth, amateur, or open).

### ARTICLE B3148 VRH Ranch Trail Course Information

1. The VRH Ranch Trail course will include no less than six and no more than nine obstacles.

2. It is mandatory that the horse be asked to walk, trot, and lope during the course. The walk can be part of an score or be scored with the approaching an obstacle. The trot must be at least 35 feet and scored with approaching obstacle. The lope must be lead-specific, at least 50 feet, and scored with approaching an obstacle.

3. Care must be exercised to avoid setting up any obstacles that may be hazardous to the horse or exhibitor.

4. When setting courses, management will be mindful that the idea is not to trap a horse/exhibitor team or eliminate it by making an obstacle too difficult. All courses and obstacles are to be constructed with safety in mind to reduce the risk for accidents.

5. Show committee can have the option of setting up the trail course to best fit the arena conditions. An outdoor course is recommended if appropriate terrain is available.

6. The show committee, either through a pilot run or estimation, must select a course that has a continuous and positive flow that can be negotiated in four minutes or less.

7. Judges must walk the course and are permitted to alter the course if it is not in keeping with the intent of the class. Judges must remove or change any obstacles they deem unsafe, non-negotiable, or unnecessarily difficult.

8. Any time a trail obstacle becomes unsafe during a class, it must be repaired or removed from the course. If the course cannot be repaired and some horses have

## Part Two – Arabian, Half-Arabian, Anglo-Arabian

completed the course, the score for that obstacle must be deducted from all previous draws in that class.

9. The pattern must be posted at least one hour prior to class.

### ARTICLE B3149 VRH Ranch Trail Course Obstacles

1. The course must be designed using the mandatory obstacles and maneuvers plus optional obstacles. Combining two or more of the obstacles is permitted.

2. Prohibited Obstacles: Tarps, water obstacles with slick bottoms, PVC pipe used as a jump or walk over, tires, rocking or moving bridges, painted logs or poles, logs elevated in a manner that permits such to roll in a dangerous manner.

3. Mandatory Obstacles and/or Maneuvers

a. Ride over obstacles on the ground (natural logs are required). Walk, trot or lope may be used but only one gait is required.

1. Walkovers: Walk over no more than five logs at no more than 10", high and spacing between 26"-30". The formation may be straight, curved, zig-zagged, or raised.

2. Trot-overs: Trot over no more than five logs at no more than 10" high. The space between logs or poles should be 36"-42". The formation can also be straight, curved, zig-zagged or raised.

3. Lope-overs: Lope over no more than five logs at no more than 10" high. The space between logs should be 6 to 7 feet. The formation can also be straight, curved, zig-zagged or raised.

b. Opening, passing through, and closing a hinged swinging gate (not a rope gate): A gate that will not endanger horse or exhibitor and requires minimum side-passing must be used.

c. Ride over wooden bridge: Bridge should be sturdy, safe, and negotiated at a walk only. Heavy plywood lying flat on the ground is permitted simulation of a bridge. Minimum width must be 36" wide and at least 6 feet long.

d. Backing obstacles: Backing obstacles must be spaced at a minimum of 28". If elevated, 30" spacing is required. Back through and around at least three makers. Back through L, V, U or straight or similarly shaped course which may be elevated no more than 24".

e. Side-pass obstacle: Raised side pass obstacles should not exceed 12". Any object which is safe and of any length may be used to demonstrate responsiveness of the horse to leg signals.

f. Drag an object: For open, and amateur classes only. The drag is not to be used in youth and rookie/novice classes. Drag may be a complete figure eight (or other shape) and may begin in either direction. The exhibitor must have the rope dalled on the saddle horn (half or full dally) for the duration of the drag.

4. Optional obstacles may be used provided the obstacles can be found in everyday ranch work. Optional obstacles from which selections can be made include, but are not limited to:

a. A jump obstacle whose center height is a minimum of 14" high but no more than 25" high. Holding the saddle horn is permitted for this obstacle.

b. Only live or stuffed animals which would normally be encountered in an outdoor setting may be used but not to be used to spook a horse.

c. Carry object from one part of the arena to another.

d. Remove and replace materials from a mailbox.

e. Trot through cones spaced a minimum of 6 feet apart.

Part Two – Arabian, Half-Arabian, Anglo-Arabian

- f. Cross natural ditches or ride up embankments.
- g. Swing rope or throw rope at a dummy steer head.
- h. Step in and out of obstacle.
- i. Put on slicker or coat.
- j. Stand to mount with mounting block.
- k. Walk through water obstacle.
- l. Open gate on foot.
- m. Pick up feet.
- n. Walk through brush.
- o. Ground tie. (Hobbles are allowed)
- p. Lead at the trot.

**ARTICLE B3150 VRH Ranch Trail Scoring**

- 1. Judging emphasis is on identifying the well broke, responsive, and well-mannered horse which can correctly navigate and negotiate the course.
- 2. All runs begin upon entering the pen and any infractions are subject to penalty at that time (such as two hands on the reins, using either hand to instill fear or praise, etc.).
- 3. The exhibitor has the option of eliminating any obstacle, however this will result in being “off pattern” (OP) and the horse/exhibitor team will receive a 10-point penalty for each obstacle eliminated.
- 4. A judge may ask a horse to pass on an obstacle after three refusals or at any time for safety concerns and will then likewise receive a 10-point penalty.
- 5. Credit is given to horse/exhibitor teams who negotiate the obstacles correctly and efficiently.
- 6. Horses should receive credit for showing attentiveness to obstacles and ability to negotiate through the course when the obstacles warrant it while willingly responding to exhibitor’s cues on more difficult obstacles.
- 7. Quality of movement and cadence should be considered part of the maneuver score for the obstacle.
- 8. Maneuver evaluations and penalty applications are to be determined independently. The following penalties will be applied to each occurrence and be deducted from the final score:
  - a. VRH Ranch Trail Penalties – VRH Ranch Trail Penalties must follow the current AQHA penalties with the following exceptions -
    - 1. Ten (10) point penalties
      - A. Off pattern (see ARTICLE B3150.8.b.4)
      - B. Unnatural (Arabian) Ranch Horse appearance
    - 2. Zero (0) score
      - A. Major disobedience or schooling
      - B. Prohibited use of fingers or hands on reins
  - b. Any deviation of the scoring contained within the current Arabian rules, the references within AQHA, NRHA, or NRCHA rulebooks regarding scoring will prevail.
    - 1. 1 point: Over-bridled (per maneuver); out of frame (per maneuver); each hit, bite or stepping on a log, cone plant or any component of the obstacle; incorrect or break of gait at walk or trot for two (2) strides or less; both front or hind feet in a single-stride slot or space at a walk or trot; skipping over or failing to step into required space; split pole in lope-over; incorrect number of strides, if specified; one to two steps on mount/dismount or ground tie except shifting to balance.

## Part Two – Arabian, Half-Arabian, Anglo-Arabian

2. 3 point: Wrong lead or out of lead, draped reins; break of gait at lope, except when correcting an incorrect lead; break of gait at walk or trot for more than two (2) strides; three to four steps on mount/dismount on ground tie.

3. 5 point: Spurring in front of cinch; blatant disobedience; use of either hand to instill fear/praise; knocking over, stepping out of or falling off an obstacle; dropping an object required to be carried; 1st or 2nd cumulative refusal; letting go of gate; five or more steps on mount/ dismount on ground tie.

4. Off-Pattern (OP): Incomplete maneuver; eliminating or adding a maneuver; Failure to complete pattern as written; Third refusal; repeated blatant disobedience, and failure to dally and remain dallied during the drag; use of two hands (except junior horses shown in a snaffle bit/hackamore), more than one finger between split reins or any fingers between romal reins (except in the two-rein); failure to open and shut gate, or failure to complete gate.

5. No Score/Disqualification (DQ): Lameness, abuse, leaving working area before pattern is complete, prohibited equipment, disrespect or misconduct, improper western attire; fall of horse/exhibitor.

### ARTICLE B3151 Ranch Horse Trail Walk-Trot 10 & Under General

1. Exhibitors must not be more than ten (10) years of age as of December 1 of the current competition year.

2. The exhibitor must never have been judged in a class at a Licensed Competition that required a canter or lope. (Exception: Short Stirrup Reining exhibitors and Cross Rails 10 & Under).

### ARTICLE B3152 Ranch Horse Trail Walk-Trot 10 & Under Appointments

Horse and exhibitor must follow the appointments as set forth in the Arabian Western Pleasure Sub-Chapter.

### ARTICLE B3153 Ranch Horse Trail Walk-Trot 10 & Under Course Information

1. Acceptable Obstacles:

a. The ranch trail walk-trot course will include between six (6) and nine (9) obstacles. It is mandatory that the horse be asked to walk and trot during the course. The walk can be part of an obstacle score or be scored with the approaching obstacles. The trot must cover at least 35 feet and be scored with the approaching an obstacle. Care must be exercised to avoid setting up any obstacle that may be hazardous to the horse or exhibitor.

b. Ride over obstacles on the ground (usually logs). Walk or trot may be used, but only one gait is required.

1. Walk-overs: no more than five (5) logs no more than 10" high and spacing between 26" to 30". The formation may be straight, curved, or zig-zagged, but not raised.

2. Trot-overs: no more than five (5) logs no more than 10" high and spacing 36" to 42". The formation can

also be straight, curved, or zig-zagged, but not raised.

c. Open Gates- Exhibitors shall not be asked to open and close a gate; however, simulation of doing so by touching gate standards is encouraged. A single non-elevated walk over pole may be placed in the "open" gate.

d. Ride over a wooden bridge. The bridge must be safe, unobstructed (no poles or obstacles on the bridge), sturdy, and negotiated at a walk only.

## Part Two – Arabian, Half-Arabian, Anglo-Arabian

e. Straight Back Through - must be 40" or greater in width.

f. A live or stuffed animal which would normally be encountered in an outdoor setting may be used but not to be used in an attempt to spook a horse.

g. Trot through cones: cones must be spaced a minimum of ten (10) feet apart.

h. Step in and out of obstacle.

i. Turns of 90 or 180 degrees within a box or confined area no smaller than 8' x 8' or turns of 270 or 360 degrees within a box or confined area of no less than 10' x 10'.

### 2. Prohibited Obstacles

a. Water or Water boxes

b. Drags

c. Closed gates

d. Pick up objects

e. Side pass

f. Swing rope or throw a rope at a dummy steer head.

## ARTICLE B3154 VRH Ranch Reining General

1. The VRH Ranch Reining class measures the ability of the ranch horse to perform basic handling maneuvers with a natural head carriage in a forward-looking manner.

2. The ideal VRH Ranch Reining horse should have a natural ranch horse appearance from head to tail in each maneuver.

3. Patterns may be chosen from any of the ranch reining patterns or approved by the show management and judge.

4. Horse may cross enter Reining and VRH Ranch Reining regardless of division.

## ARTICLE B3155 VRH Ranch Reining Scoring

1. All runs begin upon entering the pen and any infractions are subject to penalty at that time such as two hands on the reins, using either hand to instill fear or praise, etc.

2. To rein a horse is not only to guide the horse but also to control its movement. The best reined horse should be willingly guided or controlled with little or no apparent resistance. All deviations from the exact written pattern must be considered a lack of or temporary loss of control and therefore a fault that must be marked down according to severity of deviation.

3. The horse/exhibitor team's overall performance should be credited for smoothness, finesse, attitude, quickness, and authority of performing various maneuvers while using controlled speed which raises the degree of difficulty and makes the horse/exhibitor team more exciting and pleasing to watch.

### 4. Penalties

a. VRH Ranch Reining Penalties – VRH Ranch Reining Penalties must follow the current AQHA penalties with the following exceptions:

1. Ten (10) point penalties

A. Off pattern (see ARTICLE B3155.4.b.5)

B. Unnatural (Arabian) Ranch Horse appearance..

2. Zero (0) score

A. Major disobedience or schooling

B. Prohibited use of fingers or hands on reins

## Part Two – Arabian, Half-Arabian, Anglo-Arabian

b. Any deviation of the scoring contained within the current Arabian rules, the references within AQHA, NRHA, or NRCHA rulebooks regarding scoring will prevail.

1. One-half (1/2) point: Starting a circle or exiting a roll-back at a trot for up to two (2) strides; delayed change of lead by one stride where the lead change is required by the pattern description; failure to remain a minimum of twenty feet from the wall or fence when approaching a stop and/or roll-back; over-spin or under-spin up to 1/8 turn.

2. 1 point: Over-bridled (per maneuver), out of frame (per maneuver), out of lead in the circles, figure eights or around the end of the arena (this penalty is cumulative and will be deducted for each quarter of a circle the horse is out of lead); Over or under spinning 1/8 to 1/4 turn. Slipping rein.

3. 2 point: Break of gait; freeze up in spins or rollbacks; failure to stop or walk before executing a lope departure on trot-in patterns; failure to be in a lope prior to the first marker on run-in patterns; failure to completely pass the specified marker before initiating a stop position, trotting beyond two strides, but less than 1/2 circle or ½ length of the arena.

4. 5 point: Spurring in front of cinch; blatant disobedience; use of either hand to instill fear/praise.

5. Off-Pattern (OP): breaking pattern; failure to complete pattern as written; eliminates or adds maneuver; incomplete maneuver (e.g., over or under-spinning, backing more than two (2) strides, etc.); trotting in excess of 1/2 circle or 1/2 length of the arena; repeated blatant disobedience; use of two hands (except junior and Level 1 horses shown in a snaffle bit/ hackamore), more than one finger between split reins or any fingers between romal reins (except in the two-rein).

6. No Score/Disqualification (DQ): Lameness; abuse; prohibited equipment; disrespect or misconduct; leaving arena before pattern is complete; improper western attire; fall of horse/exhibitor.

### ARTICLE B3156 VRH Ranch Cow Work General

1. The ideal Ranch horse must also be a cow horse and this class demonstrates and measures the horse's ability to do cow work. In addition, the ideal ranch cow horse should have a natural ranch horse appearance from head to tail in each maneuver.

2. Holding the saddle horn is permitted.

### ARTICLE B3157 VRH Ranch Cow Work Class Specifications

1. There is a time limit per horse/exhibitor team to perform the work depending on the division and the time begins when the cow is turned into the arena. If the time has not elapsed and the judge is satisfied that all requirements of the class have been met, the judge should blow the whistle for the exhibitor to cease work.

2. Exhibitors in the open, amateur, and youth divisions are allotted three minutes to complete the work. When there is one minute left, the announcer will announce, one minute remaining. At three minutes, the announcer will call for time. There are three parts to the class: boxing, fence work and roping or circling.

a. Part One – Boxing the Cow: The exhibitor must ride into the arena, face the cattle entry gate and signal for their cow to be turned into the arena. The cow must

Part Two – Arabian, Half-Arabian, Anglo-Arabian

be controlled on the entry end of the arena for a sufficient amount of time to demonstrate the horse's ability to hold the cow. If the cow does not immediately challenge the horse, the exhibitor must aggressively move in on the cow to demonstrate the horse's ability to drive and block the cow on the entry fence.

b. Part Two – Fence Work: After the cow has been controlled on the entry end of the arena, the exhibitor must set the cow up and drive it down either side of the arena. The cow should be turned on the fence at least once in each direction. The first run out for a turn must be past the half-way mark of the arena. All turns down the side must be completed before reaching the end fence.

c. Part Three – Roping or Circling: The amateur and youth exhibitor has the option of circling the cow in the middle of the arena in both directions in lieu of roping. An amateur or youth exhibitor may circle or rope the cow but cannot combine the two to get credit for this portion of the run. Open exhibitors must rope the cow or receive a penalty. Open exhibitors choosing to circle, will receive a 10-point penalty

1. To rope the cow, the exhibitor must be carrying a rope when the run starts. The exhibitor may pull up after the fence work, take down the rope and proceed to rope and stop the cow. The exhibitor must then rope

the cow and bring it to a stop. In the roping portion of the class, two throws are permitted, and the horse

will be judged on two maneuvers: tracking/rating and stopping the cow. It is not necessary that the exhibitor

catch to receive a score in the roping portion. The catch is permitted if the cow looks through the loop and

the rope pulls tight on any part of the animal's body except the tail. The rope may be tied on or dallied. If

the exhibitor does not catch, the horse will be given credit for tracking and rating and will be assessed the

appropriate penalty per AHA/AQHA judging rules.

2. To circle the cow, the exhibitor will maneuver the cow smoothly at least 360 degrees in each direction

without interference from the fence. The circle's size, symmetry, speed, and relative balance from right and

left show control. Tightening the circles down with fast head-to-head speed will be a credit situation. The

circles should be completed before the cow is exhausted. Once an exhibitor has committed to circling a

cow, if the cow falls no new cow will be awarded. The exhibitor will complete the run by riding around the

fallen cow to fulfill circling requirements. In the circling portion of the judging, one whistle will terminate the

work and two whistles will award a new cow.

3. The judge may blow a whistle at any time for the exhibitor to cease work for safety reasons.

4. Only the judge may award a new cow to an exhibitor to replace a cow that will not honor a horse. If the judge awards a new cow, the exhibitor has the option to

refuse the new cow by continuing to work. If the exhibitor accepts the new cow, the time for working the cow will start over. If the exhibitor intends to accept the new

Part Two – Arabian, Half-Arabian, Anglo-Arabian

cow, the exhibitor must pull up immediately. When multiple judges are scoring, any one of the judges may terminate the work or signal for a new cow.

**ARTICLE B3158 VRH Ranch Cow Work Scoring**

1. All runs begin upon entering the pen; any infractions (such as two hands on the reins, using either hand to instill fear or praise, etc.) are subject to penalty at that time.
2. During Boxing, credit will be given for the horse's expression and its cow sense (i.e., making moves with little exhibitor assistance); holding, controlling, and turning the cow; the amount of work done; and the degree of difficulty of the work.
3. Credit will be given during Fence Work for making the first run past the center of the arena; making turns right on the cow; and controlling a difficult cow.
4. If Roping, credit will be given for rating and following cow to allow exhibitor the optimal roping position; stopping hard; and staying in the ground during the hold. Credits for each element of Roping range from -1 1/2 to +1 1/2 points.
5. If Circling, credit will be given when the horse works willingly; acknowledges the cow; and gets close enough to the cow to control the circles. Credits for Circling range from -1 1/2 to +1 1/2 points for each direction.
6. Maneuver evaluations and penalty applications are to be determined independently.
7. The following penalties will be applied to each occurrence and be deducted from the final score:
  - a. VRH Ranch Cow Work Penalties – VRH Ranch Cow Work Penalties must follow the current AQHA penalties with the following exceptions:
    1. Ten (10) point penalties
      - A. Off pattern
        - i. Eliminates or adds maneuver
        - ii. Incomplete maneuver
        - iii. Failure to complete pattern as written
      - B. Circling in lieu of Roping in an Open class
      - C. Unnatural (Arabian) Ranch Horse appearance.
    2. Zero (0) score
      - A. Major disobedience or schooling
      - B. Prohibited use of fingers or hands on reins
    - b. Any deviation of the scoring contained within the current Arabian rules, the references within AQHA, NRHA, or NRCHA rulebooks regarding scoring will prevail.
      1. 1 point: Over-bridled (per maneuver), out of frame (per maneuver), loss of working advantage; Using the corner or the end of the arena to turn the cow when going down the fence; changing sides of arena to turn cow; for each length horse runs past cow; working out of position; slipping rein; failure to drive cow past middle marker on first turn; two-loop catch in amateur and youth classes.
      2. 2 point: Going around the corner of the arena before turning cow; when working an animal in the open field (at least 20' from the side of arena) and the animal gets within 3 feet from the end fence before being turned; a prohibited catch (loop fails to pass over head or pulls tight on tail only), or failure to catch if roping in amateur and youth classes.

## Part Two – Arabian, Half-Arabian, Anglo-Arabian

3. 3 point: Exhausting or overworking the cow before circling or roping; hanging up on the fence (refusing to turn); knocking down the cow without having a working advantage; two-loop catch when roping in an open class.

4. 5 point: Failure to turn the cow both directions on the fence; spurring in front of cinch; Blatant disobedience; use of either hand to instill fear/praise; a prohibited catch (loop fails to pass over head or pulls tight on tail only), or failure to catch when roping in an open class.

5. Zero Score: Turning tail; failure to attempt any part of the class (includes no attempt at roping or circling in the open divisions); repeated blatant disobedience; schooling after entering the arena prior to calling for cow; schooling horse between cows if new cow is awarded, or complete loss of rope in an open class; complete loss of rope in amateur or youth classes, once committed to roping; use of two hands (except junior horses shown in a snaffle bit/hackamore), more than one finger between split reins or any fingers between romal reins (except in the two-rein).

6. No Score/Disqualification (DQ): bringing the cow straight over backwards landing on its back or head with all four feet in the air, lameness, abuse, prohibited equipment, disrespect or misconduct, leaving arena before run is complete; improper western attire; fall of horse/exhibitor.

Note: If the open exhibitor runs out of time to rope, there will be no credit for the stop/hold maneuver and a 5-point penalty for failure to catch. Exhibitor may still earn credit for tracking/ rating, control/position and speed/degree of difficulty.

### ARTICLE B3159 VRH Limited Ranch Cow Work Amateur/Youth (Box – Drive – Box - Drive) General

Note: “Open VRH Limited Ranch Cow Work” classes may be held at the AHA Local and Regional level (not an AHA National Level class).

1. Exhibitors in the VRH Limited amateur and VRH Limited youth Ranch Cow Work may not have shown more than three times down the fence in any Cow Horse class, Reined Cow Horse class or VRH Cow Work class.

### ARTICLE B3160 VRH Limited Ranch Cow Work Amateur/Youth (Box – Drive – Box-Drive) Class Specifications

1. Limited Ranch Cow Work exhibitors are allotted one minute and forty-five seconds to complete the work. When there is 50 seconds left, the announcer will announce, “50 seconds remaining.” At one minute and forty-five seconds, the announcer will call for time.

2. Exhibitors are not required to use all the allotted time but must ride until the judge whistles the end of the run or time expires, whichever occurs first.

3. There are four parts to the work: boxing the cow; setting up the cow and driving it down the fence to the opposite end of the arena; boxing it at the opposite end of the arena, and then driving the cow past the middle marker again. There is no expectation that the exhibitor will make a fence turn, instead the drive down the fence demonstrates correct position and control around the corner.

a. Part One – Boxing the Cow – The exhibitor must ride into the arena, face the cattle entry gate, and signal for

### Part Two – Arabian, Half-Arabian, Anglo-Arabian

their cow to be turned into the arena. The cow must be controlled on the entry end of the arena for a sufficient amount of time to demonstrate the horse's ability to hold the cow. If the cow does not immediately challenge the horse, the exhibitor must aggressively move in on the cow to demonstrate the horse's ability to drive and block the cow.

b. Part Two - Set Up Cow and Drive Down Fence to Opposite End of Arena – After the cow has been controlled on the entry end of the arena, the exhibitor must set the cow up for driving down the side of the arena. When coming out of corner, the horse must be close enough to cow to demonstrate control with cow against the fence. This distance and control should be maintained for approximately 1/2 to 3/4 the length of arena. The exhibitor will then stop and release the cow and move the horse toward center of arena to set the cow up for boxing.

c. Part Three – Boxing the Cow at Opposite End of Arena – The exhibitor will regain control or hold the cow at end of the arena to demonstrate the horse's ability to "hold" the cow.

d. Part Four – Drive the Cow back down the fence - (original side) past the middle marker and continue until the judge blows the whistle to show completion. While boxing the cow at the opposite end, if the exhibitor loses control and allows the cow to cross the center line, the judge will whistle the end of the run. The exhibitor will receive an off-pattern penalty (OP) of ten points for the run.

### ARTICLE B3161 VRH Limited Ranch Cow Work Amateur/Youth (Box-Drive-Box-Drive) Scoring

1. All runs begin upon entering the pen; any infractions (such as two hands on the reins, using either hand to instill fear or praise, etc.) are subject to penalty at that time.

2. During Boxing, credit will be given for the horse's expression and its 'cow sense' (i.e., making moves with little exhibitor assistance); holding, controlling, and turning the cow; the amount of work done; and the degree of difficulty of the work.

3. Credit will be given during Set Up Cow and Drive Down Fence for rating the cow; blocking the cow with pressure towards the end of the arena; driving the cow with control down the side of the arena; and controlling a difficult cow.

4. Maneuver evaluations and penalty applications are to be determined independently.

5. The following penalties will be applied to each occurrence and be deducted from the final score:

a. VRH Ranch Limited Cow Work Penalties – VRH Ranch Limited Cow Work Penalties must follow the current AQHA penalties with the following exceptions:

1. Ten (10) point penalties

A. Off pattern

i. Eliminates or adds maneuver

ii. Incomplete maneuver

iii. Failure to complete pattern as written

B. Unnatural (Arabian) Ranch Horse appearance.

Part Two – Arabian, Half-Arabian, Anglo-Arabian

2. Zero (0) score

A. Major disobedience or schooling

B. Prohibited use of fingers or hands on reins

b. Any deviation of the scoring contained within the current Arabian rules, the references within AQHA, NRHA, or NRCHA rulebooks regarding scoring will prevail.

1. 1 point: Over-bridled (per maneuver); out of frame (per maneuver); loss of working advantage; driving cow down the opposite fence (changing sides); working out of position; slipping rein; in limited cow work, failure to drive cow past the middle marker on second drive before time expired.

2. 3 point: Knocking down the cow without having a working advantage; losing a cow while boxing.

3. 5 point: Spurring in front of cinch; blatant disobedience; use of either hand to instill fear/praise.

4. Zero Score: Turning tail; failure to attempt any part of the class; repeated blatant disobedience; schooling a

entering the arena prior to calling for cow; schooling horse between cows (if new cow is awarded); use of two

hands (except junior and level 1 horses shown in a snaffle bit/hackamore), more than one finger between split

reins or any fingers between romal reins (except in the two- rein).

5. No Score/Disqualification (DQ): lameness, abuse, prohibited equipment, disrespect, or misconduct, leaving arena before run is complete; improper western attire, fall of horse/exhibitor.

**ARTICLE B3162 VRH Ranch Cutting General**

1. This class is judged on the ability of the horse to work a cow by separating it from the herd and holding it to demonstrate the horse's ability to work the cow.

2. A single cow is cut from the herd and the horse must demonstrate its ability to work the cow.

3. The ideal VRH Ranch Cutting horse should have a natural ranch horse appearance from head to tail in each maneuver.

**ARTICLE B3163 VRH Ranch Cutting Class Specifications**

1. Objective will be to cut two cows from the herd and work the cow(s) with the assistance of two turn-back riders and two herd holders.

2. Show management may supply two herd holders and two turn back riders, or exhibitors may supply their own helpers.

a. If an exhibitor is a herd holder or turn back rider, they may use the horse that they are competing on or use a different horse.

b. Herd holders' and turn back riders' horses are encouraged to be Arabian and or Half Arabian Horses at the local and Regional shows but must be Arabian and or Half Arabian horses at the AHA National shows.

3. In all divisions, there will be a two-minute time limit. The announcer/timekeeper will give a warning when one minute of the two-minute working time has expired. Each exhibitor must work two head and has the option of ending their run before the two-minute limit or working the full two minutes.

## Part Two – Arabian, Half-Arabian, Anglo-Arabian

4. Time will begin when an exhibitor crosses a timeline just prior to entering the herd. Time should not start until contestant crosses a pre-determined and marked timeline. The exhibitor will then quietly separate their cow from the herd.
5. Unnecessary roughness or disturbing the herd excessively could result in disqualification.

### ARTICLE B3164 VRH Ranch Cutting Scoring

1. Ultimate credit will be given to horses demonstrating excellence in the herd work by committing to, driving, setting up and working a cow in the center of the arena with minimal disturbance to the herd.
2. Exhibitors will not be penalized for reining during the cutting portion but should display natural ability.
3. The class will be judged solely on the horse's performance and natural ability.
4. Penalties should be assessed as follows:
  - a. VRH Ranch Cutting Penalties – VRH Ranch Cutting Penalties must follow the current AQHA penalties with the following exceptions:
    1. Ten (10) point penalties
  - A. Off pattern
    - i. Eliminates or adds maneuver
    - ii. Incomplete maneuver
    - iii. Failure to complete pattern as written
  - B. Unnatural (Arabian) Ranch Horse appearance.
2. Zero (0) score
  - A. Major disobedience or schooling
  - B. Prohibited use of fingers or hands on reins
- b. Any deviation of the scoring contained within the current Arabian rules, the references within AQHA, NRHA, or NRCHA rulebooks regarding scoring will prevail.
  1. 1 point: over-bridled (per maneuver), out of frame (per maneuver), losing working advantage; toe, foot, or stirrup on the shoulder; working out of position
  2. 3 points: cattle picked up or scattered; spurring on shoulder; pawing or biting cattle; back fence; hot quit
  3. 5 points: horse quitting cow; losing cow; changing cattle after a specific commitment; failure to separate a single animal after leaving the herd; blatant disobedience
  4. Zero Score: turn tail; failure to cut two cows; repeated blatant disobedience; use of two hands (except junior horses shown in a snaffle bit/ hackamore), more than one finger between split reins or any fingers between romal reins (except in the two-rein)
  5. No Score/Disqualification (DQ): lameness; abuse; disrespect or misconduct; prohibited equipment; excessive disturbance of herd to the point that exhibitor is asked to leave the arena; leaving arena before run is complete, fall of horse/exhibitor; improper western attire

### ARTICLE B3165 VRH Ranch Conformation General

1. The purpose of ranch conformation is to preserve the Arabian and Half Arabian Horse type selecting well-mannered individuals in the order of their resemblance to the breed ideal and that are the most positive

## Part Two – Arabian, Half-Arabian, Anglo-Arabian

structural correctness, and movement with appropriate breed and sex characteristics and adequate muscling. The ideal VRH Ranch Conformation horse should have a natural ranch horse appearance from head to tail.

2. To be eligible to compete in the ranch conformation class the horse must be shown in at least one riding class in that division at the same show.

3. Horses must be at least 3 years of age. Horses in each division may be shown together as one class or divided into Purebred, Half-Arabian, Stallions, Mares, Geldings, Open, Amateur, Youth, or in any combination deemed appropriate by show management

4. All stallions must be examined to confirm that they have two visible testicles. All stallions and mares must be examined for over-shot and under-shot mouth. If examination reveals that a horse is a cryptorchid or has an over-/under-shot mouth, the judge must not use such horse in the final placings of the class.

### ARTICLE B3166 VRH Ranch Conformation Appointments

1. Horses must be shown in a good working halter: rope, braided, nylon or plain leather. Bridles and silver halters are prohibited. Competitors must be eliminated if found to be using prohibited equipment.

2. Any horse shown in the ranch horse conformation class must not be shown with a permitted lip cord or safety lead; however, a lead shank with an attached chain, used only under the chin, is permitted.

3. For rules regarding correct western attire refer Chapter 30 B3002. Exception: Chaps or chinks are not required

### ARTICLE B3167 VRH Ranch Conformation Class Specifications

1. As the horse approaches, the judge will step to the right to enable the horse to trot straight to a cone placed 50 feet away. At the cone, the horse will continue trotting, turn to the left and trot toward the left wall or fence of the arena. After trotting, horses will be lined up head to tail for individual inspection by the judge. The judge must inspect each horse from both sides, front and rear and place the horses in order of preference.

2. Exhibitors may qualify and show more than one horse in ranch conformation classes. Any exhibitor at the same show can show additional horses for competitors who qualified more than one horse for VRH Ranch Conformation. Horses not shown will be deemed ineligible for the all-around which will also affect the overall all-around results for other exhibitors.

### ARTICLE B3168 VRH Ranch Conformation Scoring

1. A horse exhibiting unnatural Arabian appearance must be penalized and placed at the bottom of the class ( ARTICLE B3101.3).

### ARTICLE B3101 GENERAL

1. The order of go will be drawn in a random manner (computer/electronically, shuffling of cards, drawing numbers, etc.)

a) When the draw is determined manually the show management shall announce to the competitors a specified time and place that the drawing will occur. The management will have numbers (one through the total number entered) equal to the number of horses entered in the class in the basket (i.e. hat or something similar). At the announced specified time that

Part Two – Arabian, Half-Arabian, Anglo-Arabian

~~the draw will take place all competitors wishing to make their own draw will assemble with the management. The management will call, in program order, the competitors with multiple horses to draw first. Competitors with multiple horses will not be back to back, where total number of horses entered will permit. If a competitor with multiple horses draws back to back there will be a re-draw, he puts the last number drawn back in the hat and re-draws. The management will then call the remaining competitors, in program order, to draw from the hat. No horse shall perform at the first horse in more than one class (go around/section) per competition unless there are more classes than horses. If a horse is drawn up first for the second time, competitor puts the number back and re-draws. The number drawn will be that competitor's order of go. NO CHANGES, except in extraordinary circumstances as determined by the judge or steward. Management will draw for those competitors who do not appear for the announced drawing. When the number of horses in a class permits, riders with multiple horses must be drawn with a minimum of two horses spread between runs.~~

- ~~b) When the draw is determined by computer/electronically: Competitors with multiple horses will not be back to back where the total number of horses entered will permit. When the number of horses in the class permits, riders with multiple horses must be drawn with a minimum of two horses spread between runs. No horse shall perform as a first horse in more than one class (go round/section) per competition unless there are more classes than horses. The number drawn will be that competitors' order of go. No changes with the exception of extraordinary circumstances as determined by the judge(s) and steward(s).~~
- ~~2. The order of go will be posted at least one hour before the start of the class.~~
- ~~3. When specified patterns are required, patterns for each class must be posted at least one hour prior to the start of the class. The posted pattern is to be followed unless a change becomes necessary due to safety considerations. If a pattern or course is posted and publicly announced and there is a discrepancy between the posted and the announced pattern, the posted pattern is to be followed.~~
- ~~4. Use of videotape. Videotape may be used by the Judge(s) to review any entry's performance only in a class in which entries perform individually.~~
  - ~~a) The videotape must be provided by an "official show videographer", and the Judge must have reason to believe all horses have been videotaped;~~
  - ~~b) Whether or not to review the videotape is the sole discretion of the Judge(s), and the decision of the Judge(s) in this regard is non-protestable;~~
  - ~~c) The Judge's decision to review the videotaped performance must be made prior to announcing the official results of the class;~~
  - ~~d) If a Judge decides to review any videotaped performance in a class, the official results of the class must be delayed until after the review and a decision has been made;~~
  - ~~e) Judges may not confer as to any penalty or maneuver score prior to submitting a score. If a major penalty (a penalty which results in a no score, a 0, or a 5 point penalty) is unclear, a judge will submit his/her score and ask that the score be held, pending a conference and/or review of the official video at the earliest appropriate time. Should the judges determine via conference or official video reply that a penalty was incurred, it should be applied. If, however, no penalty occurred, the score will be announced~~

## Part Two – Arabian, Half-Arabian, Anglo-Arabian

as originally submitted. No judge shall be required to change his/her score following a conference or official video replay. Each judge's decision is an individual call and based on individual decision from a conference or official video replay. The use of official video equipment by the judges is only permissible if the judge has reason to believe that all entries have been videotaped. For reined cow horse and working cow horse classes, refer also to NRCHA. For all events at which multiple judges are utilized, major penalties must be reviewed in accordance with current NRHA rules for reining classes and current NRCHA rules for reined cow horse classes. Similarly, major penalties must be reviewed for trail classes when there is a major penalty marked by at least one judge and at least one of the other judges did not. A major penalty shall be deemed a 0 score and all 5 point penalties or greater.

5. Judges licensed by the National Reining Horse Association (NRHA) and/or National Reined Cow Horse Association (NRCHA) MAY OFFICIATE in Reining and, if experienced, Trail and Working Cow Horse classes at any level or competition. The judge must be duly licensed in another breed (i.e. AQHA, APHA, APHC, etc.). A limit of two Guest Judges permitted on a multiple judge panel.

### **ARTICLE B3102 APPOINTMENTS**

For rules regarding correct attire and appointments refer to Chapter 30 Arabian Western Pleasure.

Horses entered in Junior Horse classes must be shown in a hackamore or snaffle. A Trail, Reining, Reined Cow Horse or Working Cow Horse Junior Horse that has been shown in a Western event in a bridle may compete in a Junior Horse Trail, Reining, Reined Cow Horse or Working Cow Horse class wearing a hackamore or snaffle.

### **ARTICLE B3103 GENERAL SCORING**

1. When a Judge is adjudicating in a multiple judge system, the scores should be transferred to the ring steward or clerk in a manner that the other Judges do not hear their score.
2. All individual Judges of Arabian Reining Horse and Working Cow Horse classes are required to announce the score of each competitor immediately following each horse's work and prior to the work of subsequent competitors. When more than one Judge is used, scores will be totaled to determine the placings of the class. When one Judge is used, his/her score will place the class.
3. Ties for Champion, Reserve Champion will be worked off using the same pattern, order of go and scoring technique as was used in the event, however there will be no more than one work off.
4. a) Tied competitors can choose to forego a work off and be named co-champions but must determine the winner of the awards by a flip of a coin. If they do not agree, the exhibitor(s) who does not want to work off will forfeit first place to the other. Prize money, if any, for the placings involved will be added together and split equally among the tied competitors.  
b) Competitors disqualified in a work off cannot be placed any lower than the lowest consecutive placing which results from breaking the tie.  
c) In all Working Western classes (except Reined Cow, Limited Reined Cow Horse Classes and Reining Seat Equitation) ties for fifth in a Top 5 and tenth in a Top 10 or any tie other than for Champion and Reserve Champion that may

Part Two – Arabian, Half-Arabian, Anglo-Arabian

~~require being broken will be determined by the horse with the lowest total penalty points. Should the tie persist, the tie shall then be broken by the highest manoeuvre/obstacle score of a predetermined manoeuvre or obstacle. If the tie continues to persist, then it shall require a run-off.~~

~~d) In Reined Cow and Limited Reined Cow Horse classes, ties shall be broken first by the highest score of the “Fence” or “Cow Work”. If a tie persists it shall then be broken first by the lowest total penalty points. Should a tie still persist it shall then be broken by the highest manoeuvre/obstacle score of a predetermined manoeuvre or obstacle. If a tie still persists it shall require a run-off.~~

~~e) In Reining Seat Equitation ties shall be broken first by the highest “Equitation” score. If a tie persists, it shall then be broken by the horse with the lowest total penalty points. Should the tie persist, the tie shall then be broken by the highest manoeuvre/obstacle score of a predetermined manoeuvre or obstacle. If a tie still persists all horses tied will remain tied.~~

~~f) Ties for any placing in a non-championship class will be determined by the horse with the lowest total penalty points. Should the tie persist, the tie shall then be broken by the highest manoeuvre/obstacle score of a predetermined manoeuvre or obstacle. If the tie continues to persist all horses tied will remain tied and all involved exhibitors will qualify for AHA Regional competition. Prize money, if any, for the placings involved will be added together and equally split amongst the exhibitors involved.~~

~~g) In classes of multi go rounds, ties will be broken by using the total penalty points and/or manoeuvre/obstacle score of the Final go-round.~~

~~h) In classes of 5 judges, ties will be broken by using the total penalty points and/or manoeuvre/obstacle scores of only the judges’ scores utilized in the Final go-round.~~

~~i) If a mathematical error on a score sheet is discovered, it must be brought to the attention of the competition management. A class will be complete and posted scores will be considered “official” thirty minutes following the last class of the day.~~

~~5. In Working Cow Horse classes where there is more than one go-round, all horses will compete in both go-rounds. The top horses will then return for the Final go-round and horses will work in a draw order. Scores will be accumulative through the Final class. Champion and Reserve Champion, Top Five and Top Ten will be determined by total accumulated score of all works.~~

~~6. It is mandatory that Judges use the prescribed score sheet for Reining, Trail and Working Cow classes and it is mandatory that the score sheet (or a copy) be posted immediately after each class. Score sheets may be obtained by writing: AHA, 10805 East Bethany Drive, Aurora, Colorado 80014 2605. [www.ArabianHorses.org](http://www.ArabianHorses.org).~~

## **CHAPTER 32**

### **ARABIAN REINING HORSES**

#### **ARTICLE B3201 GENERAL**

- ~~1. The Arabian Reining Horse Section shall be conducted in accordance with the current NRHA Handbook as modified by the following Arabian rules. Where Arabian rules are silent, NRHA rules prevail.~~
  - ~~a) There is no restriction on the number of horses a rider may show in a class.~~
  - ~~b) For acceptable appointments and attire refer to Chapter 30, Arabian Western Pleasure.~~
  - ~~c) Judges must choose from patterns in the NRHA Handbook.~~
  - ~~d) Arabian breed restricted competitions that offer reining classes, but are not licensed as a Reining competition, are not required to have video instant replay available to the judge.~~
  - ~~e) For Reining Horse class specifications refer to B3203.~~
- ~~2. For acceptable appointments and attire refer to Chapter 30, Arabian Western Pleasure.~~
- ~~3. Equipment checks are to be conducted either by the (call) judge prior to leaving the arena or by the Steward immediately outside the performance arena after the run.~~
- ~~4. Patterns must be posted.~~

#### **ARTICLE B3202 SCORING**

- ~~1. Scoring will follow the NRHA rules with the following exceptions:~~
  - ~~a) For ties, see Arabian Division rules, Article B3103.3~~
  - ~~b) For acceptable bits and headstalls, see Chapter 30, Arabian Western Pleasure Division.~~
  - ~~c) For curb chain regulations, see Chapter 30, Arabian Western Pleasure Division.~~

#### **ARTICLE B3203 REINING HORSE CLASS SPECIFICATIONS**

- ~~1. OPEN, JUNIOR HORSE, HACKAMORE (BOSAL), AMATEUR, LADIES, GENTLEMEN. Exhibitors to perform a pattern from the NRHA Handbook, as instructed by the Judge.~~
- ~~2. CLASSIFICATIONS to be held following NRHA definitions. Placings in the Non Pro divisions does not affect eligibility in Open divisions.~~
  - ~~a) Open follows NRHA Open criteria excluding NRHA membership, or eligible as an AHA member to compete in Open Reining classes.~~
  - ~~b) Intermediate Open follows NRHA Open Rider criteria excluding NRHA membership, or AHA rider who has not received more than the specified number of AHA National Achievement points in the Reining Section.~~
  - ~~c) Limited Open follows NRHA Limited Open Rider excluding NRHA membership, or AHA rider who has not received more than the specified number of AHA National Achievement points in the Reining Section.~~
  - ~~d) Non Pro follows NRHA Non Pro criteria excluding NRHA membership or any AHA amateur rider with a valid AHA competition card.~~
  - ~~e) Intermediate Non Pro follows NRHA Intermediate Rider criteria excluding NRHA membership or an AHA rider who has not received more than the specified number of AHA National Achievement points in the~~

Part Two – Arabian, Half-Arabian, Anglo-Arabian

Reining Section.

- ~~f) Limited Non Pro follows NRHA Limited Rider criteria excluding NRHA membership or an AHA rider who has not received more than the specified number of AHA National Achievement points in the Reining Division.~~
- ~~g) Rookie Non Pro rider follows NRHA Rookie Level 1 Rider criteria (excluding NRHA membership) or amateur rider who has not received more than the specified number of AHA National Achievement points in the Reining Section.~~
- ~~h) Primetime Non Pro Rider AHA amateur rider must be at least 50 years of age as of December 1. The Primetime rider must also be entered in one or more of the above classes~~

**ARTICLE B3204 SHORT STIRRUP REINING – 10 & UNDER**

- ~~1. Riders are allowed to choose the size and speed of circles. Excessive speed will result in a maneuver deduction.~~
- ~~2. There will be no penalty for holding the saddle with either hand.~~
- ~~3. The rider may ride with standard reins or with any type of closed reins and may ride with one or two hands on the reins at any time during the class.~~
- ~~4. This class is to be run with the NRHA Short Stirrup Pattern only.~~

## **CHAPTER 33**

### **WORKING COW HORSE**

#### **ARTICLE B3301 GENERAL**

1. ~~At the start of the cow work, each contestant, upon receiving a cow in the arena, shall hold that cow on the prescribed end of the arena for a sufficient time to demonstrate the ability of the horse to contain the cow on the end. After a reasonable amount of time, the contestant shall take the cow down the fence. The contestant will then take the cow to an open part of the arena and circle the cow at least once each direction.~~
2. ~~The contestant shall show the horse to the best of his/her ability upon the Judge's instruction, or at his/her own discretion.~~
3. ~~The Judge should take into consideration the size of the arena, condition of the ground and disposition of the cattle (i.e. wildness) in scoring each work.~~
4. ~~If the ground, arena, and/or weather conditions are deemed unfavourable or dangerous by show management and/or Judge, they may elect to alter the required cattle work.~~
5. ~~At the close of the gate, the contestant will have 20 seconds to signal for a new cow or shall work his/her assigned cow. If a cow will not run, or does not respect the horse, a contestant, at the Judge's discretion, may receive an additional cow(s) as necessary to show his/her horse.~~
6. ~~In the Arabian and Half/Anglo-Arabian Division, only cow work is required in the Working Cow Horse classes, but both phases are required in the Reined Cow Horse classes.~~

#### **ARTICLE B3302 METHOD OF JUDGING AND SCORING**

1. ~~It should be noted that the individual opinions desired in judging working cow horses are expressed in their scoring of the maneuvers, not in the method used to score said, or in the application of specific penalties.~~
2. ~~The working cow horse is scored between 0 and infinity, with a score of 70 denoting an average run. Each horse begins the run with a score of 70.~~
3. ~~A standardized system, as described herein, will be used by Judges scoring Working Cow Horse classes in the Arabian Division.~~
  - a) ~~NO SCORE:~~
    - ▲ ~~Out of control while working the cow~~
    - ▲ ~~Running over cow causing fall of horse~~
    - ▲ ~~Willful abuse of animal in show arena~~
    - ▲ ~~Use of illegal equipment, including wire on bits, bosals, or curb chains~~
    - ▲ ~~Use of illegal bits, bosals and curb chains~~
    - ▲ ~~Use of tack collars, tie downs, or nosebands~~
    - ▲ ~~Use of electric shockers, whips or bats~~
    - ▲ ~~Use of any attachment which alters the movement of or circulation to the tail~~
    - ▲ ~~Failure to provide horse and equipment to the appropriate person for inspection~~
    - ▲ ~~Disrespect or misconduct by the competitor~~
    - ▲ ~~Infraction of any Provincial, Territorial or Federal law which exists pertaining to the exhibition, care and custody of horses within the Province or Country where the class is being held~~

## Part Two – Arabian, Half-Arabian, Anglo-Arabian

- b) ~~The following will result in a SCORE OF “0”:~~
- ~~Turning tail~~
  - ~~Balking~~
- c) ~~Mandatory penalties must be assessed as follows:~~
- ~~Loss of working advantage ..... 1 point~~
  - ~~For every length the horse runs by cow ..... 1 point~~
  - ~~Using corner or end of arena to turn cow ..... 1 point~~
  - ~~Lack of control of cow when circling up to ..... 1.5 points~~
  - ~~Going past the corner before turning cow ..... 1 point~~
  - ~~Past 2nd corner before turning cow ..... 2 points~~
  - ~~Knocking down cow without having working advantage ..... 3 points~~
  - ~~Biting or striking cow ..... 3 points~~
  - ~~Hanging up on fence ..... 3 points~~
  - ~~Losing the cow while boxing ..... 3 points~~
  - ~~Not getting one turn each way ..... 5 points~~

### **~~ARTICLE B3303 WORKING COW HORSE CLASS SPECIFICATIONS~~**

- ~~1. BITTED, HACKAMORE (BOSAL). For competitions offering only one Working Cow Horse class, bitted and hackamore horses shall compete together. Dry work will not be required.~~
- ~~2. OPEN/JUNIOR HORSE, LADIES, GENTLEMEN classes may be offered.~~

### **~~ARTICLE B 3304 REINED COW HORSE CLASS SPECIFICATIONS~~**

- ~~1. BITTED, HACKAMORE (BOSAL). For competitions offering only one Reined Cow Horse class, bitted and hackamore horses shall compete together.~~
- ~~2. OPEN, JUNIOR HORSE, AMATEUR, LADIES, GENTLEMEN classes may be offered.~~
- ~~3. LIMITED REINED COW HORSE, AMATEUR. Limited Reined Cow Horse classes are for amateur and junior riders who cannot have shown down the fence 3 actual runs in any judged classes or events with the exception of horse sales. Being entered in a class that includes the fence work will be counted as going down the fence regardless if the rider boxed the cow and pulled up before the run was completed. This class is also open to approved Non Pro Limited riders who comply with all eligibility rules (See NRCHA Non Pro eligibility rules/USEF Amateur rules). After Non Pro competitors reach the age of fifty (50), they may fall back into the Non Pro Limited class (Limited Reined Cow Horse). The Non Pro Limited Competitors;~~
  - ~~a) May not go down the fence again in any judged class(es) or event(s) with the exception of horse sales.~~
  - ~~b) May fall back into the Non Pro Limited Reined Cow Horse division/class only once.~~

### **~~ARTICLE 3305 REINED COW HORSE CONDUCT~~**

- ~~1. The Reined Cow Horse class consist of two mandatory phases, the reined work and the cow work (boxing, fence turns and circling in that order). Each phase will have equal bearing and the final placings will be determined by the total of both scores (Exception: Limited Reined Cow horse).2. In cases of ties for first place the entry with the highest cow work score will prevail. If the cow work scores are identical, the tied entries for first place will work off with~~

Part Two – Arabian, Half-Arabian, Anglo-Arabian

~~an additional cow work. All ties for other than first place will remain tied for points and prize money purposes and riders will flip for ribbons. Horses receiving a zero score in one phase and a score in the other are eligible for placing. Horses receiving a zero in both phases or a no score in either or both phases are ineligible for placing.~~

- ~~3. Limited Reined Cow Horse: This class introduces the rider or horse to the boxing phase of the cow work. Judging begins when the contestant enters the arena. Schooling is not permitted between the completion of the reined work and the cow work, or between cows if a new cow is awarded. The penalty is a score of zero. Upon receiving a cow in the arena, each contestant shall hold that cow at the prescribed end of the arena for 50 seconds, demonstrating the ability of the horse and rider to control the cow. It is legal to hold the reins and romal in one hand (rein hand) while boxing the cow. Time must begin when the gate closes behind the cow after being let into the arena. The announcer or judge shall signal the completion of the 50 seconds with a whistle or horn. The horse must be scored using the “limited cow work scoring guidelines”.~~

## **CHAPTER 34**

### **TRAIL HORSE**

#### **ARTICLE B3401 TRAIL HORSE/IN HAND—GENERAL**

1. ~~Trail classes may be offered for Western or English, but the two styles are not to be combined into one class at any time as there are distinct differences.~~  
**Exception:** In Hand Trail may combine the Western and English style competitors.
2. ~~A trail horse is one that can maneuver through a course of obstacles with physical skill, expression and a good mental attitude. It should travel through and between obstacles with an inquisitive desire to go forward without compromising its calm, relaxed attitude and way of going. It should approach each obstacle squarely with authority and correct form, with its own style, yet maintaining its willingness to be dictated to completely by the rider/handler with no apparent resistance. Maximum credit should be given to the trail horse that negotiates its way through an entire course efficiently, in a timely manner, without excessive hesitation, with curiosity, expression, smoothness and style; in a manner that raises the degree of difficulty without sacrificing carefulness, control, and/or attitude. Ultimately, the trail horse is skillful, eye appealing, confident and leaves one with the impression of being sure, safe and a pleasure to ride over a course of obstacles.~~
3. ~~All entered competitors will be allowed to walk and inspect the course with the judge and with the course designer, if present, prior to the start of the class. In amateur and junior competitor classes, competitors may be accompanied by their trainer.~~
4. ~~No time outs will be allowed.~~
5. ~~The order of go to be drawn~~
6. ~~There is no rail work. The course must be designed to require each horse to show all three (3) gaits (walk, jog/ trot at least thirty (30) feet, lope/canter right and left lead) somewhere between and/or over obstacles as part of its work, and quality of movement and cadence should be considered as part of the obstacle score. Unnecessary delays while approaching or negotiating an obstacle shall be penalized.~~
7. ~~If at any time the trail obstacle is found to be unsafe, it must be repaired or removed from the course. If it cannot be repaired and horses have completed the course, the score for that obstacle shall be deducted. No horse shall be asked to repeat the course, except in the case of a tie.~~
8. ~~The course must be posted at least twelve (12) hours before the scheduled starting time for the class.~~  
**Exception:** one (1) hour at AHA One Day/Value Shows and twenty four (24) hours at National Championship Shows.
9. ~~There shall be a minimum of six (6) obstacles and a maximum of ten (10) obstacles on any course.~~  
**Exception:** National Championship classes have no maximum number of obstacles.
10. ~~The judge may alter the course prior to the course walk.~~

**ARTICLE B3402 TRAIL COURSE DESIGNERS**

1. ~~It is recommended that a Course Designer be contracted for all competitions and his/her name appear in the prize list. It is recommended that the Course Designer be present and available to the trail arena at all times during the trail classes.~~
2. ~~It is required that a Course Designer, separate from one of the judges, be contracted at every Regional and National Championship Competition and his/her name appear in the prize list. At Regional and National Competitions, the Course Designer must be present and available to the trail arena at all times during the trail classes.~~
3. ~~The Course Designer may judge (except at AHA Regional or National Championship competitions) or be an official.~~
4. ~~Neither the Course Designer nor a member of his/her family may be a trainer, coach, exhibitor or rider in classes which he/she designs.~~
5. ~~The Course Designer must supply the judges and office with copies of the trail courses each day, to comply with course posting requirements.~~
6. ~~The Course Designer must be a USEF/EC Senior Member in good standing.~~

**ARTICLE B3403 TRAIL OBSTACLE MANDATORY DIMENSIONS**

All elevated poles must be set in a standard jump cup or similar type bracket (pole holder, trail blocks, trail risers). The Judge has the right to alter the course.

**1. ~~WALK OVERS~~**

- a) ~~Single poles: Maximum height 16" In hand; maximum height 12"~~
- b) ~~Multiple poles: Maximum height 10" In hand; maximum height 8"~~
- e) ~~Minimum width between poles 20" 24" or multiples thereof between the poles is generally considered good spacing for walkovers, depending upon difficulty desired.~~

**2. ~~LOPE OVERS WESTERN: a distance of 6' to 6'6" (not allowed In Hand)~~**

**3. ~~CANTER OVERS ENGLISH 6'6" to 8' apart; 7'6" is preferable for most English horses (not allowed In Hand)~~**

**4. ~~JUMPS~~**

- a) ~~Mounted: Maximum height 24"~~
- b) ~~Amateur and junior to ride classes, jumps, mounted, must be cross rails and may not exceed 18". The height of a crossrail shall be measured at the top of the centre of the intersection of the poles. The height of the jump cups should be set so the angle of the poles does not exceed approximately 30 degrees.~~
- e) ~~Lead over: Maximum height 12"~~
- d) ~~Minimum width between standards of a jump: 4'~~
- e) ~~Combinations: 12' for one stride; 6' for a no stride~~
- f) ~~Box jumps and L Jumps: Poles must be at least 12' long~~

**5. ~~CAVALETTI/JOG OVERS WESTERN~~**

- a) ~~Jog overs: 3' to 3'6" apart or multiples thereof (space is measured between poles)~~
- b) ~~Lope overs: 6' to 7' apart or multiples thereof; a distance of 6' is preferable for most horses~~

**6. ~~CAVALETTI/TROT OVERS ENGLISH~~**

- a) ~~Trot overs: 3'6" to 4' apart (space is measured between poles); 4' is preferred for most English horses; in hand maximum height 6"~~

**7. ~~BACK THROUGHES~~**

## Part Two – Arabian, Half-Arabian, Anglo-Arabian

- a) ~~On ground: 28" between minimum~~
- b) ~~Elevated: 30" between minimum~~
- c) ~~Barrels: 32" between minimum~~

### ~~8. SIDE PASSES~~

- a) ~~Single pole: Up to 24" high; in hand up to 6".~~
- b) ~~Slots: Never closer than 24" wide (space is measured between poles).~~

### ~~9. SERPENTINES (jog arounds)~~

- a) ~~Pylons 6' apart (base to base) minimum. Guardrails, if used, should be 3' to either side of the pylons.~~
- b) ~~Pylons 3' apart (base to base) minimum. Guardrails, if used, should be 6' to 8' to either side of the pylons~~
- c) ~~If tall standards are used, dimensions can be looser~~

### ~~10. GATE: Approximately 60" high with latch available at that height In Hand Trail gate must be operable by all handlers~~

### ~~11. BRIDGE: Suggested (not mandatory) dimensions:~~

- a) ~~Bridges must be built of sturdy design, non-slip surface and a bridge should be approximately 3' wide and approximately 6' long. Any bridge deemed to be unsafe by the judge must be altered or removed.~~
- b) ~~Minimum of 36" wide~~
- c) ~~Minimum of 6' long~~
- d) ~~No higher than 12"~~

### ~~12. ANY OTHER MANEUVERS Figure horse's wheelbase at five feet front hooves to back hooves.~~

### ~~13. UNACCEPTABLE OBSTACLES~~

- a) ~~Live animals~~
- b) ~~Hides~~
- c) ~~PVC poles~~
- d) ~~Dismounting~~
- e) ~~Rocking or moving bridges~~
- f) ~~Water box with floating or moving parts~~
- g) ~~Flames, dry ice, fire extinguisher, etc.~~
- h) ~~Logs or poles elevated in a manner that permits such to role~~
- i) ~~Tarps are prohibited to be used within an obstacle, defined as where the entry will be expected to walk, jog, lope or back. They can be used for decorative purposes but must be secured.~~
- j) ~~Hay bales~~
- k) ~~Rolling poles~~

### ~~14. WALK JOG OBSTACLES. Obstacles are to consist of no more than three non-elevated walk over poles and no more than three jog over poles, serpentine(s), pass through and open gates, straight back through. Prohibited obstacles include water, tarps, drags, pick-up objects, ground tie and closed gates.~~

~~WALK JOG TRAIL—Riders may not be more than ten years of age as of December 1st of the current competition year. Horse and rider must follow the appointments as set forth in the Arabian Western Pleasure Sub-Chapter. The rider must never have been judged in a class at a Licensed Competition that required a canter or lope.~~

~~Exemption: Short Stirrup Reining Riders and Cross Rails 10 & Under. Prohibited obstacles include water, water boxes (empty), drags, pick-up objects, closed gates and side pass.~~

### ~~ACCEPTABLE OBSTACLES~~

## Part Two – Arabian, Half-Arabian, Anglo-Arabian

- a) ~~Walk Overs: No more than 5 consecutive poles, of which no more than 2 may be elevated with a maximum height of 8".~~
- b) ~~Jog overs: No more than 5 consecutive non-elevated poles.~~
- e) ~~Serpentine Walk Around: No more than 5 consecutive pylons a minimum of 6 feet apart (base to base). Guardrails, if used, should be 3 to 4 feet to either side of pylons. (English Trail Walk Trot – minimum 8 feet apart with guardrails, if used, 4 to 5 feet either side of pylons).~~
- d) ~~Serpentine Jog Around: No more than 5 consecutive pylons a minimum of 10 feet apart (base to base). Guardrails, if used, should be 8 to 10 feet on either side of pylons. (English Trail Walk Trot – Trot Serpentine minimum 12 feet apart with guardrails, if used, 10 to 12 feet on either side of pylons).~~
- e) ~~Open Gates: The actual opening and closing of a gate may not be negotiated, however, simulation of doing so by touching gate standards is encouraged. A single non-elevated walk-over pole may be placed in the "open" gate.~~
- f) ~~Bridge: A safe unobstructed bridge (no poles or obstacles on the bridge). Bridges should be of sturdy design with a non-slip surface.~~
  - i) ~~Minimum 40" wide~~
  - ii) ~~Minimum 6 feet long~~
  - iii) ~~Maximum 8" in height~~
- g) ~~Straight Back Through – of reasonable width 40" or greater.~~
- h) ~~Turns of 90 or 180 degrees within a box or confined area no smaller than 8' x 8'; 270 or 360 degrees within a box or confined area of no less than 10' x 10'.~~

## **ARTICLE B3404 TRAIL DEFINITIONS**

- 1. ~~Knockdowns: When any component, element or portion of an obstacle is displaced from its original position by horse or rider.~~
- 2. ~~Refusal: Any action taken by the horse to avoid performing an obstacle, part of a combination of obstacles or portion of a trail course. These actions may include, but are not limited to the following:~~
  - a) ~~Balking: (Any action that results in a horse blatantly and continuously refusing a rider's command).~~
  - b) ~~Evading or running past an obstacle to be negotiated.~~
  - e) ~~Negotiating an obstacle in the wrong sequence including skipping an obstacle unless directed by the judge.~~
  - d) ~~Not following the correct line of travel (i.e. The drawn pattern and Judge's instruction/direction).~~
  - e) ~~Pulling gate when designated to push in course directions (or vice versa) or when using a rope gate, walking through gate when designated to back through (or vice versa).~~
  - f) ~~Sidepassing the wrong end of a horse in slot.~~
  - g) ~~Riding outside designated boundary market of the course.~~

**ARTICLE B3405 TRAIL SCORING GENERAL**

- ~~1. All horses enter the arena with a score of 70. With each obstacle, the judge will instruct a scribe to assign a score as well as any appropriate penalties if one or more occurs. At the end of the work, obstacle scores will be totaled. Any penalties will then be subtracted to arrive at a final score. All horses are judged from the time they enter the arena until the completion of the last obstacle.~~
- ~~2. Judge(s) may review official video (if available) on no score, zero, 10 point or 5 point penalties only. (Video review is solely the judge(s) decision.~~
- ~~3. Each obstacle will be scored as follows::~~
  - ~~+3 EXCELLENT. The horse performs in an efficient manner with curiosity and with definite style. The horse performs in an efficient manner with curiosity and athleticism while maintaining the qualities of an ideal trail horse. The horse's performance over the obstacle is visually impressive.~~
  - ~~+2 VERY GOOD. The horse approaches and negotiates obstacle in correct form with noticeable style. This horse definitely displays many qualities of the ideal trail horse. This horse's performance over the obstacle is visually attractive~~
  - ~~+1 GOOD. The horse approaches and negotiates obstacle in correct form with some degree of style. This horse may display some qualities of the ideal trail horse, but lacks those qualities to the degree they are exhibited by the Very Good or Excellent performer. This horse's performance over the obstacle is visually pleasing.~~
  - ~~0 AVERAGE. For the most part, horse approaches and negotiates obstacle in correct form. Minimal style is exhibited. If the horse's performance displays any qualities of the ideal trail horse they are negated by slight errors in form. The horse's performance over the obstacle leaves a visually neutral impression.~~
  - ~~-1 POOR. The horse fails in some way to approach and/or negotiate obstacle in correct form. There is a noticeable void in some of the qualities of the ideal trail horse. Willingness to guide or control may have been compromised but not safety.~~
  - ~~-2 VERY POOR. The horse approaches and negotiates obstacle, but noticeably fails to do so in correct form. There is a definite deficiency in the qualities of the ideal trail horse. Safety may have been compromised. The horse exhibits noticeable resistance.~~
  - ~~-3 EXTREMELY POOR. The horse approaches and/or negotiates obstacle in unacceptable form but avoids elimination. This horse's performance is probably reckless, careless and/or dangerous. The horse exhibits significant resistance towards the rider's commands. Half point increments can be used from +3 to -3.~~

**B3406 TRAIL SCORING SYSTEM**

- ~~1. NO SCORE~~
  - ~~a) Illegal equipment. This includes any attachment which alters the movement of or circulation to the tail.~~
  - ~~b) Abuse to the animal inside or outside the competition arena and/or evidence that an act of abuse has occurred. This includes lameness and/or fresh blood in the mouth, chin, shoulder, barrel, flank or hip areas.~~
  - ~~c) Disrespect or misconduct by exhibitor.~~
  - ~~d) No whips allowed in In-Hand Trail.~~

## Part Two – Arabian, Half-Arabian, Anglo-Arabian

### ~~2. Disqualified 0 Score~~

- ~~a) Use of two hands (except in snaffle bit or hackamore classes designated for two hands) or changing hands on reins; except for junior horses shown with hackamore or snaffle bit, only one hand may be used on the reins, except that it is permissible to change hands to work an obstacle, or to straighten reins when stopped. (Exception: Does not apply for English Trail or In Hand Trail.)~~
- ~~b) Failure to maintain 16" of rein between hands. (Exception: Does not apply for English Trail or In Hand Trail.)~~
- ~~c) No attempt to perform an obstacle.~~
- ~~d) Equipment failure that delays completion of pattern excessively or repeatedly touching the horse on the neck to lower the head.~~
- ~~e) Entering or exiting an obstacle from the incorrect side or direction.~~
- ~~f) Working obstacle the incorrect direction; including overturns of more than 1/4 turn.~~
- ~~g) Riding outside designated boundary marker of the arena or course area.~~
- ~~h) Failure to ever demonstrate correct lead and/or gait as designated.~~
- ~~i) Failure to follow the correct line of travel between obstacles excessive schooling, pulling, turning, stepping or backing anywhere on course.~~
- ~~j) Baiting is not allowed in In Hand Trail.~~

### ~~3. 5 Point Penalties~~

- ~~a) Dropping slicker or object required to be carried on course, each refusal (three refusals move to next obstacle), balk, or evading an obstacle by shying or backing.~~
- ~~b) Letting go of gate or dropping rope gate.~~
- ~~c) Use of either hand to instill fear or praise.~~
- ~~d) Falling or jumping off or out of a bridge or a water box with more than one foot once the horse has got onto or into that obstacle.~~
- ~~e) Stepping outside of the confines of an obstacle with designated boundaries (i.e. back through, 360 degree box, side pass) with more than one foot once the horse has entered the obstacle.~~
- ~~f) Missing or evading a pole that is a part of a series of an obstacle with more than one foot.~~
- ~~g) Blatant disobedience (including kicking out, bucking, rearing, striking).~~
- ~~h) Holding saddle with either hand (EXCEPTION: Jumps, Elevated Lope Overs, or Elevate Jog Overs).~~
- ~~i) Handler touching the horse with either hand in In Hand unless instructed by the judge, course designer or performing a side pass.~~
- ~~j) Performing entire obstacle on the wrong lead.~~

### ~~4. 3 Point Penalties~~

- ~~a) Incorrect or break of gait at walk or jog for more than two strides.~~
- ~~b) Out of lead or break of gait at lope (except when correcting an incorrect lead).~~
- ~~c) Knocking down an elevated pole, cone, barrel, plant, obstacle, or severely disturbing an obstacle~~
- ~~d) Falling or jumping off or out of a bridge or a water box with one foot once the horse has got onto or into that obstacle stepping outside of the confines of an obstacle with designated boundaries (i.e. back through, 360 degree box, side pass) with one foot once the horse has entered the~~

## Part Two – Arabian, Half-Arabian, Anglo-Arabian

obstacle, missing or evading a pole that is a part of a series of an obstacle with one foot

### ~~5. — 1 Point Penalties~~

- ~~a) — Each hard hit, bite, or stepping on a log, cone, plant or any component of the obstacle.~~
- ~~b) — Incorrect or break of gait at walk or jog for two strides or less; both front or hind feet in a single strided slot or space at a walk or jog.~~
- ~~c) — Skipping over or failing to step into required space; split pole in lope over.~~
- ~~d) — Incorrect number of strides, if specified.~~

## **ARTICLE B3407 CLASS SPECIFICATIONS**

- ~~1. — OPEN, LADIES, GENTLEMEN: To be shown over and through obstacles at a walk, jog, trot, and lope on a reasonably loose rein without undue restraint. To be judged on performance and way of going, with emphasis on manners 70%; appointments, equipment, neatness (silver not to count) 20%; and conformation 10%. Refer to Arabian Trail Horse Chart.~~
- ~~2. — JUNIOR HORSE: To be shown in a snaffle bit or hackamore);~~
- ~~3. — GREEN: A Green Trail Horse is a horse of any age in its first or second competition year and showing any trail class at AHA/USEF/EC competitions.~~
- ~~4. — WALK TROT TRAIL — Riders may not be more than ten years of age as of December 1<sup>st</sup> of the previous calendar year. Horse and rider must follow the appointments as set forth in the Arabian Western Pleasure subchapter. The rider must never have been judged in a class at a licensed competition that required a canter or a lope. Obstacles are to consist of no more than three non-elevated walk over poles and no more than three jog over poles, serpentines, open gates, straight back through.~~
- ~~5. — Western or English In Hand Trail Class Specifications~~
  - ~~— OPEN, AMATEUR, JUNIOR EXHIBITOR/COMPETITOR~~
  - ~~— Weanlings, Yearlings, 2 Year olds, 2 & Under, 3 & Over~~
  - ~~— Colts, Stallions, Fillies, Mares, Geldings~~

## **ARTICLE B3408 SCORING PROCEDURES**

- ~~1. — The class conduct and scoring system procedures stated herein shall be used in adjudication of all Trail classes in the Arabian division. Competition Management shall provide scribe(s) at judge(s) request.~~
- ~~2. — When a judge is adjudicating in a multiple judge system, the scores should be transferred to the ring steward or clerk in a manner that the other judges do not hear their score.~~
- ~~3. — All individual judges of Trail classes are required to announce the score of each horse immediately following the horse's work and prior to the work of the subsequent horse. If a score is being held for review, this is announced instead of the score.~~
- ~~4. — All individual judges of Trail classes are required to announce the score of each horse immediately following the horse's work and prior to the work of the subsequent horse. If a score is being held for review, this is announced instead of the score.~~
  - ~~a) — When one judge is used, their score will place the class~~
  - ~~b) — When more than one judge is used, scores will be totaled to determine the placing of the class~~

## Part Two – Arabian, Half-Arabian, Anglo-Arabian

- ~~e) When five judges are used, one high and one low score will be eliminated and the remaining three scores will be totaled to determine the placing of the class~~
- ~~5. The prescribed AHA score sheet must be used. Obstacle scores and any penalties will be totaled to arrive at a final score~~
- ~~6. Score sheets must be posted~~
- ~~7. For method of breaking ties in Trail classes see B3103. In the event of a further tie, refer to the order of judge's cards (i.e. #1, #2, #3)~~
- ~~8. Judge(s) may review official videos (if available) on no score, zero, 10 point or 5 point penalties only.~~

### **~~ARTICLE B3409 WESTERN OR ENGLISH TRAIL APPOINTMENTS~~**

- ~~1. For rules regarding correct Western Trail appointments refer to Western Pleasure Appointments.~~
- ~~2. Horses entered in a Western Junior Horse Trail class must be shown in a snaffle bit or hackamore.~~
- ~~3. A Trail Junior Horse that has been shown in a Western event in a bridle may compete in a Western Junior Horse class wearing a hackamore (Western only) or snaffle (Western or English).~~
- ~~4. For rules regarding correct English Trail appointments refer to Park Horse, English Pleasure, Country English Pleasure, Hunter Pleasure, English Show Hack or Working Hunter appointments.~~
- ~~5. Horses entered in English Junior Horse Trail classes must be shown in a snaffle bit as appropriate to style of attire. Hackamore are not permitted in English Trail.~~

### **~~ARTICLE B3409.A IN-HAND TRAIL APPOINTMENTS~~**

- ~~1. In-Hand Tack
  - ~~a) A Suitable halter (Leather preferred) (with or without silver trim), leather lead (with or without a chain) to be used. If a chain is used with the lead it must not be run through the horse's mouth or over the horse's nose.~~~~
- ~~2. In-Hand Attire
  - ~~a) See B3409.~~
  - ~~b) No crop, whip, chaps, chinks or spurs allowed.~~~~

**ARABIAN TRAIL HORSE CHART**

	<b>GOOD</b>	<b>MINOR FAULTS</b>	<b>MAJOR FAULTS</b>	<b>ELIMINATION</b>
<b>WALK JOG</b>	See Western	See Western	See Western	See Western
<b>LOPE (on the course)</b>	Pleasure Horse Chart	Pleasure Horse Chart	Pleasure Horse Chart	Pleasure Horse Chart
<b>CONTROL OBSTACLES</b> (Gates, back-throughs, side passes, turns on forehand & quarters)	smooth; good position; responsive to aids	slight touches; slant side passes; wide positions; slow response; poor head position—	knockdown of elevated elements; stepping out of confined elements; losing gate; fussiness and extreme refusals; pulling rather than pushing gate—	off course; 0 SCORE
<b>AGILITY OBSTACLES</b> (Walk overs, trot/lope overs, cavaletti, bridge, tires)	attentive careful willing	slight touches; poor jumping form; too hesitant; failure to stay on centre lines	knock-downs; refusals; failure to maintain gaits; off side of bridge, missing tire completely	off course; 0 SCORE
<b>CALMNESS</b> (Water, Plastic, Brush, Plants, Carrying objects and drag with rope)	steady going; alert; careful but willing	tense over or through obstacles; nervous when carrying objects of working rope	jumping or stampeding through obstacles; spooking when carrying objects or working rope; losing rope; refusals	off course; 0 SCORE
<b>GENERAL</b>				2 hands on reins (except bosal or snaffle bit horses); more than one finger between split reins; fingers between closed reins; fall of horse or rider; illegal

Part Two – Arabian, Half-Arabian, Anglo-Arabian

				equipment; bleed- ing mouth; failure to attempt prescribed course; lameness; 0 SCORE
--	--	--	--	---

## **CHAPTER 35**

### **CUTTING/WESTERN RIDING/RANCH HORSE**

#### **ARTICLE B3501-CUTTING CLASSES**

~~Cutting classes held in the Arabian Division shall be conducted in accordance with the rules adopted by the Cutting Horse Committee of the Arabian Horse Association. The Cutting Horse Committee of the Arabian Horse Association shall adopt the rules of cutting competition as set forth by the International Arabian Cutting Horse Association Inc. Roached manes are permissible.~~

#### **ARTICLE B3502-WESTERN RIDING CLASSES**

~~Western Riding classes held in the Arabian Division to be conducted in accordance with the Western Rules division. Open, Maiden, Novice, Limit, Stallions, Mares, Geldings, Junior Horse, ATR, JTR, AOTR, AAOTR, JOTR, LADIES, GENTLEMEN classes may be offered.~~

#### **ARTICLE B3503-GYMKHANA**

~~Refer to EC Western rules for Pole Bending, Barrel Racing, Pleasure Trail, etc.~~

#### **ARTICLE B3504-RANCH HORSE RIDING**

~~The purpose of the ranch riding class is to measure the ability of the horse to be a pleasure to ride while being used as a means of conveyance from performing one ranch task to another. The horse should reflect the versatility, attitude and movement of a working ranch horse riding outside the confines of an arena. The horse should be well trained, relaxed, quiet, soft and cadenced at all gaits. The ideal ranch horse will travel with forward movement and demonstrate an obvious lengthening of stride at extended gaits. The horse can be ridden with light contact or on a relatively loose rein without requiring undue restraint, but not shown on a full drape of reins. The overall manners and responsiveness of the ranch riding horse to make timely transitions in a smooth and correct manner, as well as the quality of the movement are of primary consideration. The ideal ranch riding horse should have a natural head carriage at each gait.~~

- ~~1. Each horse will work individually, performing both required gait maneuvers and a minimum of three optional maneuvers. Horses will be scored on the basis of 0 to 100, with 70 denoting an average performance. Each maneuver will receive a score that should be added or subtracted from 70 and is subject to a penalty that should be subtracted. Each maneuver will be scored on the following basis, ranging from plus 1 1/2 to minus 1 1/2.: - 1 1/2 extremely poor, -1 very poor, 1/2 poor, 0 correct, +1/2 good, +1 very good, +1 1/2 excellent. Maneuver scores are to be determined and assessed independently of penalty points~~
- ~~2. The required maneuvers will include the walk, trot, and lope both directions; and the extended trot and extended lope in at least one direction; as well as stops, and a back.~~
- ~~3. Three optional maneuvers may include a side pass, turns of 360 degrees or more, change of lead (simple or flying), walk, jog, or lope over a pole(s); or some combination of maneuvers that would be reasonable for a ranch horse to perform.~~

Part Two – Arabian, Half-Arabian, Anglo-Arabian

4. ~~The maneuvers may be arranged in various combinations with final approval by the judge.~~
5. ~~The overall cadence and performance of the gaits should be free-flowing and ground-covering for all gaits, with an emphasis on forward movement. Transitions should be performed where designated, with smoothness and responsiveness.~~
6. ~~No time limit.~~
7. ~~One of the suggested patterns may be used (from the current AQHA Handbook and found on AHA website), however, a judge may utilize a different pattern as long as all required maneuvers and the three (or more) optional maneuvers are included. Should a judge use one of his/her own patterns, it is recommended to not have the stop following an extended lope.~~
8. ~~The use of natural logs is encouraged.~~
9. ~~Posting at the extended jog is acceptable.~~
10. ~~Touching or holding the saddle horn is acceptable.~~
11. ~~Hoof polish is discouraged.~~
12. ~~It is customary to not remove the hair from the insides of the ears, but horses with clean clipped ears will not be penalized.~~
13. ~~Trimming of the bridle path, fetlocks or excessive (long) facial hair is allowed.~~
14. ~~Appointments with silver should not count over a good working outfit. Silver on bridles and saddles and the use of weighted reins is discouraged.~~
15. ~~Ranch Horse Penalties—A competitor shall be penalized each time the following occur:~~
  - a) ~~One (1) point penalties:~~
    1. ~~Too slow/per gait~~
    2. ~~Over bridled~~
    3. ~~Out of frame~~
    4. ~~Break of gait at walk or jog for 2 strides or less~~
  - b) ~~Three (3) point penalties:~~
    1. ~~Break of gait at walk or jog for more than 2 strides~~
    2. ~~Break of gait at lope~~
    3. ~~Wrong lead or out of lead~~
    4. ~~Draped reins~~
  - e) ~~Five (5) point penalties:~~
    1. ~~Blatant disobedience (kick, bite, buck, rear, etc.)~~
    2. ~~Eliminates maneuver~~
    3. ~~Incomplete maneuver~~
  - d) ~~Ten (10) point penalties~~
    1. ~~Eliminates maneuver~~
    2. ~~Incomplete maneuver~~
  - e) ~~Zero (0) score:~~
    1. ~~Willful abuse~~
    2. ~~Major disobedience or schooling~~
  - f) ~~No specific penalties will be incurred for nicks/hits on logs/poles but deduction may be made in maneuver score.~~
  - g) ~~No specific penalties will be incurred for over/under spins but deduction may be made in maneuver score.~~

**B3505 RANCH HORSE COW WORK**

- ~~1. Exhibitors in Ranch Horse Cow Work are allotted one minute and thirty seconds to complete the work. When there is 30 seconds left, the announcer will announce, 30 seconds remaining. At one minute and thirty seconds, the announcer will call for time. Exhibitors are not required to use all of the allotted time, but must ride until the judge whistles the end of the run or time expires, whichever occurs first. There are four parts to the work: boxing the cow; setting up the cow and driving it down the fence to the opposite end of the arena; boxing it at the opposite end of the arena; and, then driving the cow past the middle marker again. There is no expectation that the exhibitor will make a “fence turn,” rather the drive down the fence demonstrates correct position and control around the corner.~~
- ~~1. **Part One– Boxing the Cow:** The rider shall ride into the arena, face the cattle entry gate, and signal for their cow to be turned into the arena. The cow shall be controlled on the entry end of the arena for a sufficient amount of time to demonstrate the horse’s ability to “hold” the cow. If the cow does not immediately challenge the horse, the rider shall aggressively move in on the cow to demonstrate the horse’s ability to drive and block the cow.~~
- ~~2. **Part Two– Set Up Cow and Drive Down Fence to Opposite End of the Arena:** After the cow has been controlled on the entry end of the arena, the rider shall set the cow up for driving down the side of the arena. When coming out of corner, the horse shall be close enough to cow to demonstrate control with cow against the fence. This distance and control should be maintained for approximately ½ to ¾ the length of arena. Rider will then stop and release the cow and move horse toward center of arena to set the cow up for boxing on opposite end of arena.~~
- ~~3. **Part Three– Boxing the Cow at Opposite End of Arena:** The exhibitor will regain control or “hold” the cow at end of the arena to demonstrate the horse’s ability to “hold” the cow.~~
- ~~4. **Part Four– Drive the Cow Back Down the Fence:** Past the middle marker and continue until the judge blows the whistle to show completion. The cow should be driven back down the same side of the fence.~~
- ~~2. Credits and Penalties for Ranch Horse Cow Work:  
All runs begin upon entering the pen; any infractions (such as two hands on the reins, using either hand to instill fear or praise, etc.) are subject to penalty at that time. During the “Boxing” portion of the run, credit will be given for the horse’s expression and its “cow sense” (i.e. making moves with little rider assistance); holding, controlling, and turning the cow; the amount of work actually done; and the degree of difficulty of the work. Credit will be given during the “Set Up Cow and Drive Down Fence” for rating the cow; blocking the cow with pressure towards the end of the arena; driving the cow with control down the side of the arena; and controlling a difficult cow.~~
  - ~~a. **One Point Penalties:**~~
    - ~~1. Over bridled (per maneuver);~~
    - ~~2. Out of frame (per maneuver);~~
    - ~~3. Loss of working advantage;~~

## Part Two – Arabian, Half-Arabian, Anglo-Arabian

- ~~4. Driving cow down the opposite fence (changing sides);~~
- ~~5. Working out of position;~~
- ~~6. Slipping rein;~~
- ~~7. Failure to drive cow past the middle marker on second drive before time expired.~~
- ~~b. Three Point Penalties:~~
  - ~~1. Knocking down the cow without having a working advantage;~~
  - ~~2. Losing a cow while boxing.~~
- ~~c. Five Point Penalties:~~
  - ~~1. Spurring in front of the cinch;~~
  - ~~2. Blatant disobedience;~~
  - ~~3. Use of either hand to instill fear or praise.~~
- ~~d. Ten Point Penalties:~~
  - ~~1. Unnatural ranch horse appearance (Horse's tail is obvious and consistently carried in an unnatural manner in every maneuver);~~
  - ~~2. Off Pattern.~~
- ~~e. Zero Score:~~
  - ~~1. Turning tail;~~
  - ~~2. Repeated blatant disobedience;~~
  - ~~3. Schooling after entering the arena prior to calling for cow;~~
  - ~~4. Schooling horse between cows if new cow is awarded;~~
  - ~~5. Use of two hands (except for junior horses 5 years and under in snaffle bit/hackamore); more than one finger between split reins or any fingers between romal reins.~~
- ~~f. No score:~~
  - ~~1. Lameness;~~
  - ~~2. Abuse;~~
  - ~~3. Illegal equipment;~~
  - ~~4. Disrespect or misconduct;~~
  - ~~5. Leaving arena before run is complete;~~
  - ~~6. Improper western attire;~~
  - ~~7. Fall of horse/rider.~~
- ~~3. Exhibitors in the Ranch Horse Cow Work cannot compete in both the Ranch Horse Cow Work, Reined Cow Horse or Working Cow Horse class at the same show with the same horse. However, exhibitors may cross enter Ranch Horse Cow Work and Limited Reined Cow Horse classes.~~

### **B3506 RANCH HORSE TRAIL**

The ranch trail class should test the horses' ability to cope with situations encountered while being ridden through a pattern of obstacles generally found during the course of everyday ranch work. The horse/rider team is judged on the correctness, efficiency, and pattern accuracy with which the obstacles are negotiated and the attitude and mannerisms exhibited by the horse. Judging emphasis is on identifying the well broke, responsive, and well-mannered horse which can correctly navigate and negotiate the course. The ideal ranch trail horse should have a natural ranch horse appearance from head to tail in each maneuver. For rules regarding correct Western appointments, B3002.

## Part Two – Arabian, Half-Arabian, Anglo-Arabian

**SCORING SYSTEM:** Each horse/rider team is scored between 0-100 points and automatically begins the run with a score of 70 points. The horse/rider team is scored on the quality of each maneuver (e.g. -1 ½ extremely poor, -1 very poor, -1/2 poor, 0 correct, +1/2 good, +1 very good and +1 ½ excellent). Plusses and minuses are a reflection of the smoothness, finesse, attitude, quickness, and authority of the horse/rider team when performing the various maneuvers.

- ~~1. The ranch trail course will include no less than six and no more than nine obstacles. It is mandatory that the horse be asked to walk, trot, and lope during the course. Walk can be part of obstacle score or be scored with the approaching obstacle. Trot must be at least 35 feet and scored with approaching obstacle. Lope must be lead specific, at least 50 feet and scored with approaching obstacle. Care must be exercised to avoid setting up any obstacles that may be hazardous to the horse or rider.~~
- ~~2. When setting courses, management will be mindful that the idea is not to trap a horse/rider team or eliminate it by making an obstacle too difficult. All courses and obstacles are to be constructed with safety in mind so as to reduce the risk for accidents. Show committee shall have the option of setting up the trail course to best fit the arena conditions. An outdoor course is recommended if appropriate terrain is available. Each single performance event can be time consuming, especially with large classes, so it is imperative that time restrictions are placed on the class. The show committee, either through a pilot run or estimation, shall select a course that has continuous and positive flow that can be negotiated in four minutes or less.~~
- ~~3. Judges must walk the course and have the right and duty to alter the course if it is not in keeping with the intent of the class. Judges may remove or change any obstacles they deem unsafe, non negotiable, or unnecessarily difficult. Any time a trail obstacle becomes unsafe during a class it shall be repaired or removed from the course. If the course cannot be repaired and some horses have completed the course, the score for that obstacle shall be deducted from all previous draws in that class.~~
- ~~4. The course must be designed using the mandatory obstacles and maneuvers plus optional obstacles if needed. Combining two or more of the obstacles is acceptable.~~
- ~~5. Prohibited obstacles: Tarps, water obstacles with slick bottoms, PVC pipe used as a jump or walk over, tires, rocking or moving bridges, logs elevated in a manner that permits such to roll in a dangerous manner.~~
- ~~6. Mandatory obstacles and/or maneuvers:
  - a. Ride over obstacles on the ground (usually logs). Walk, trot, or lope may be used, but only one gait is required.  
Walk overs: Walk over no more than five logs no more than 10 inches high and spacing between 26 to 30 inches. The formation may be straight, curved, zig zagged, or raised.  
Trot overs: Trot over no more than five logs no more than 10 inches high. The space between logs or poles should be 36 to 42 inches. The formation can also be straight, curved, zigzagged, or raised.~~

## Part Two – Arabian, Half-Arabian, Anglo-Arabian

~~Lope overs: Lope over no more than five logs no more than 10 inches high. The space between logs should be 6 to 7 feet. The formation can also be straight, curved, zigzagged, or raised.~~

- ~~b. Opening, passing through, and closing a gate: Use a gate that will not endanger horse or rider and requires minimum side passing.~~
- ~~c. Ride over wooden bridge: Bridge should be sturdy, safe, and negotiated at a walk only. Heavy plywood lying flat on the ground is an acceptable simulation of a bridge. Suggested minimum width shall be 36 inches wide and at least 6 feet long.~~
- ~~d. Backing obstacles: Backing obstacles are to be spaced at a minimum of 28 inches. If elevated, 30 inch spacing is required. Back through and around at least three markers. Back through L, V, U, or straight or similarly shaped course which may be elevated no more than 24 inches.~~
- ~~e. Side pass obstacle: Any object which is safe and of any length may be used to demonstrate responsiveness of the horse to leg signals. Raised side pass obstacles should not exceed 12 inches.~~
- ~~f. Drag an object: For Open and Amateur classes ONLY. The drag is not to be used in Youth classes. Drag may be a complete figure-eight and may begin in either direction. The exhibitor must have the rope dallied on the saddle horn (half or full dally) for the duration of the drag.~~

### ~~7. Optional obstacles:~~

- ~~a. A jump obstacle whose center height is not less than 14 inches high or more than 24 inches high. Holding the saddle horn is permissible for this obstacle.~~
- ~~b. A live or stuffed animal which would normally be encountered in an outdoor setting may be used but not to be used in an attempt to spook a horse.~~
- ~~c. Carry object from one part of the arena to another.~~
- ~~d. Remove and replace materials from a mailbox.~~
- ~~e. Trot through cones spaced a minimum of 6 feet apart.~~
- ~~f. Cross natural ditches or ride up embankments.~~
- ~~g. Swing rope or throw rope at a dummy steer head.~~
- ~~h. Step in and out of obstacle.~~
- ~~i. Put on slicker or coat.~~
- ~~j. Stand to mount with mounting block.~~
- ~~k. Walk through water obstacle.~~
- ~~l. Open gate on foot.~~
- ~~m. Pick up feet.~~
- ~~n. Walk through brush.~~
- ~~o. Ground tie (Hobbles are allowed)~~
- ~~p. Lead at the trot.~~

### ~~8. At show management option the competition trail course may be made available to exhibitors or posted prior to the day of competition. It must be posted at least one hour prior to competition. Printed handouts for exhibitors are helpful and encouraged.~~

### ~~9. Credits and Penalties:~~

- ~~1. All runs begin upon entering the pen and any infractions are subject to penalty at that time (such as two hands on the reins, using either hand to instill fear or praise, etc.). The rider has the option of eliminating any obstacle; however, this will result in being "off pattern" (OP) and the~~

## Part Two – Arabian, Half-Arabian, Anglo-Arabian

~~horse/rider team may not place above others who have completed the pattern correctly. A judge may ask a horse to pass on an obstacle after three refusals or at any time for safety concerns.~~

- ~~2. Credit is given to horse/rider teams who negotiate the obstacles correctly and efficiently. Horses should receive credit for showing attentiveness to obstacles and ability to negotiate through the course when the obstacles warrant it while willingly responding to rider's cues on more difficult obstacles. Quality of movement and cadence should be considered part of the maneuver score for the obstacle. Penalties are assessed as follows:~~

~~a. One Point Penalties:~~

- ~~1. Over bridled (per maneuver);~~
- ~~2. Out of frame (per maneuver);~~
- ~~3. Each hit, bite, or stepping on a log, cone, plant, or any component of the obstacle;~~
- ~~4. Incorrect or break of gait at walk or trot for two (2) strides or less;~~
- ~~5. Both front or hind feet in a single stride slot or space at a walk or trot;~~
- ~~6. Skipping over or failing to step into required space;~~
- ~~7. Split pole in lope over;~~
- ~~8. Incorrect number of strides, if specified;~~
- ~~9. One or two steps on mount/dismount or ground tie except shifting to balance.~~

~~b. Three Point Penalties:~~

- ~~1. Wrong lead or out of lead;~~
- ~~2. Draped reins;~~
- ~~3. Break of gait at lope;~~
- ~~4. Break of gait at walk or trot for more than two (2) strides;~~
- ~~5. Three to four steps on mount/dismount or ground tie.~~

~~c. Five Point Penalties:~~

- ~~1. Spurring in front of cinch;~~
- ~~2. Blatant disobedience;~~
- ~~3. Use of either hand to instill fear/praise;~~
- ~~4. Knocking over, stepping out of, or falling off an obstacle;~~
- ~~5. Dropping an object required to be carried;~~
- ~~6. 1st or 2nd cumulative refusal;~~
- ~~7. Letting go of gate;~~
- ~~8. Five or more steps on mount/dismount or ground tie.~~

~~d. Ten Point Penalties:~~

- ~~1. Unnatural ranch horse appearance (Horse's tail is obvious and consistently carried in an unnatural manner in every maneuver)~~
- ~~2. Off pattern;~~
- ~~3. Third refusal;~~
- ~~4. Failure to dally and remain dallied;~~
- ~~5. Failure to open and shut gate or failure to complete gate.~~

~~e. Zero Score:~~

- ~~1. Repeated blatant disobedience;~~
- ~~2. More than one finger between split reins or any fingers between romal reins;~~

## Part Two – Arabian, Half-Arabian, Anglo-Arabian

3. ~~Use of two hands (except for junior horses 5 years and under in snaffle bit/hackamore).~~
- f. ~~No score:~~
  1. ~~Lameness,~~
  2. ~~Abuse,~~
  3. ~~Leaving working area before pattern is complete,~~
  4. ~~Illegal equipment,~~
  5. ~~Disrespect or misconduct,~~
  6. ~~Improper Western attire;~~
  7. ~~Fall of horse/rider.~~
10. ~~Posting at the extended trot is acceptable.~~
11. ~~Touching or holding the saddle horn is acceptable.~~
12. ~~Hoof polish is discouraged.~~
13. ~~It is customary to not remove the hair from inside of the ears, but horses with clean clipped ears will not be penalized.~~
14. ~~Trimming of the bridle path, fetlocks, or excessive (long) facial hair is allowed.~~
15. ~~Appointments with silver should not count over a good working outfit. Silver on bridles and saddles and the use of weighted reins are discouraged.~~
16. ~~Horses may cross enter with any other Trail class at the same show.~~

## **ARTICLE B3507 RANCH HORSE RAIL PLEASURE**

1. ~~The ranch horse rail pleasure class measures the ability of the horse to be a pleasure to ride while being used as a means of conveyance from one ranch task to another and should reflect the versatility, attitude, and movement of a working horse. The horse should be well broke, relaxed, quiet, soft, and cadenced at all gaits. The horse should be ridden on a relatively loose rein with light contact and without requiring undue restraint. The horse should be responsive to the rider and make timely transitions in a smooth and correct manner. The horse should be soft in the bridle and yield to contact. The ideal ranch rail pleasure horse should have a natural head carriage at each gait. In all gaits, movement of the ranch rail pleasure horse should simulate a horse needing to cover long distances, softly and quietly, like that of a working ranch horse. This class should show the horse's ability to work at a forward, working speed while under control by the rider. Light contact should be rewarded and horse shall not be shown on a full drape of reins. The overall manners and responsiveness of the horse while performing the maneuver requirements and the horse's quality of movement are the primary considerations.~~
2. ~~This class is intended as a rail class but individuals working off the rail will not be penalized and riders are encouraged to use adequate space given the extension of gaits required.~~
3. ~~Offered for horses three years of age or older.~~
4. ~~The following qualifying gaits shall apply:~~
  - a) ~~Walk~~ ~~The walk is a natural, flat footed, four beat gait. The gait is rhythmic and ground covering. As in all gaits, the horse should display a level, or slightly above level topline with a bright, attentive expression.~~
  - b) ~~Trot~~ ~~The trot is a natural two beat gait demonstrating more forward motion than the western pleasure jog.~~
  - e) ~~Extended Trot~~ ~~The extended trot is an obvious lengthening of the stride with a definite increase in pace. The horse should be moving in a manner as if it were covering a large area on a ranch with an above level topline.~~

## Part Two – Arabian, Half-Arabian, Anglo-Arabian

- d) ~~Lope—The lope is a three-beat gait. The lope should be relaxed and smooth with a natural, forward-moving stride.~~
- e) ~~Extended Lope—The extended lope is not a run or a race but should be an obvious lengthening of the stride, demonstrating a forward, working speed. The horse should display an above-level topline with a bright, attentive expression.~~
- 5. ~~Class Specifications: Horses to enter at walk or jog in either direction at discretion of the judge. Entries will be worked both directions of the ring at all qualifying gaits. The overall manners and responsiveness of the horse while performing the requirements and the horse's quality of movement are the primary considerations.~~
- 6. ~~Part of the evaluation of this class is on smoothness of transitions. A horse may be collected from the extended trot as the horse moves into the lope. The transition from the extended lope down to the trot is a transition to the seated trot, not the extended trot. Therefore, an extra cue to achieve this gait is expected. Horses that complete this total transition within three strides calmly and obediently should be rewarded. Horses that attempt to stop or do stop prior to trotting will be penalized. Judges expect to see horses that have been trained to respond to cues and when cues are applied correctly, it could be a credit earning situation.~~
- 7. ~~A ranch horse should be willingly guided or controlled with little or no apparent resistance. Any movement on his own must be considered a lack of control.~~
- 8. ~~Penalties. An exhibitor shall be penalized for:~~
  - a) ~~Too slow a gait~~
  - b) ~~Over-bridled~~
  - c) ~~Out of frame~~
  - d) ~~Break of gait~~
  - e) ~~Wrong lead, out of lead, or cross-cantering~~
  - f) ~~Draped reins~~
  - g) ~~Trotting more than two strides when taking lead~~
  - h) ~~Blatant disobedience (kick, bite, buck, rear, etc.)~~
  - i) ~~Schooling~~
  - j) ~~Spurring in front of cinch~~
  - k) ~~Use of either hand to instill fear/praise~~
- 9. ~~Apparel and Equipment: For rules regarding correct Western appointments, refer to B3002~~
- 10. ~~Posting at the extended trot is acceptable.~~
- 11. ~~Touching or holding the saddle horn is acceptable.~~
- 12. ~~Hoof polish is discouraged.~~
- 13. ~~It is customary to not remove the hair from inside of the ears, but horses with clean clipped ears will not be penalized.~~
- 14. ~~Trimming of the bridle path, fetlocks, or excessive (long) facial hair is allowed.~~
- 15. ~~Appointments with silver should not count over a good working outfit. Silver on bridles and saddles and the use of weighted reins are discouraged.~~
- 16. ~~It is suggested that competitors use a breast collar and rear cinch.~~
- 17. ~~Horses 5 years and under, may be shown in a snaffle bit/hackamore.~~
- 18. ~~Prohibited equipment includes tie-downs, cavessons, gag bits, mechanical hackamores and running martingales.~~
- 19. ~~Horses may cross-enter with any other pleasure class at the same show.~~

### **B3508 RANCH HORSE REINING**

The ranch reining class measures the ability of the horse to perform basic handling manoeuvres with a natural head carriage in a forward-looking manner. The ideal Ranch Reining horse should have a natural ranch horse appearance from head to tail in each manoeuvre.

1. **SCORING SYSTEM:** Each horse rider/team is scored between 0-100 points and automatically begins the run with a score of 70 points. The horse/rider team is scored on the quality of each manoeuvre (e.g. -1 1/2 extremely poor, -1 very poor, 1/2 poor, 0 correct, +1/2 good, +1 very good, and +1 1/2 excellent) Plusses and minuses reflect the smoothness, finesse, attitude, quickness and authority of the horse/rider team when performing the various manoeuvres.
2. **CONTENT:** Horses will be shown individually. All runs begin upon entering the pen and any infractions are subject to penalty at that time such as two-hands on reins (except for junior horses 5 years & under wearing snaffle-bit or hackamore), using either hand to instill fear or praise, etc. Patterns may be chosen from any of the ranch reining patterns found in the VRH section of the AQHA Handbook or on the AHA website.
3. **CREDITS AND PENALTIES:** To rein a horse is not only to guide him but also to control is every movement. The best reined horse should be willingly guided or controlled with little or no apparent resistance and dictated to completely. Any movement on his own must be considered a lack of control. All deviations from the exact written pattern must be considered lack of, or temporary, loss of control; and, therefore a fault that must be marked down according to severity of deviation. The horse/rider team's overall performance should be credited for smoothness, finesse, attitude, quickness and authority of performing various manoeuvres while using controlled speed which raises the degree of difficulty and makes the horse/rider team move exciting and a pleasure to watch.  
**-One-half (1/2) Penalties:** Starting a circle or exiting a roll-back at a trot for up to two (2) strides; delayed change of lead by one stride where the lead change is required by the pattern description; failure to remain a minimum of twenty feet from the wall or fence when approaching a stop and/or roll-back; over-spin or under-spin up to 1/8 turn.  
**-1 point penalties:** over bridled (per manoeuvre), out of frame (per manoeuvre), out of lead in the circles, figure eights or around the end of the arena (this penalty is cumulative and will be deducted for each quarter of a circle the horse is out of lead), over or under spinning 1/8 to 1/4 turn. Slipping rein.  
**-2 point penalties:** Break of gait; freeze up in spins or roll-backs; failure to stop or walk before executing a lope departure on trot in patterns; failure to be in a lope prior to the first marker on run in patterns; failure to completely pass the specified marker before initiating a stop position; trotting beyond two strides but less than 1/2 circle or 1/2 length of the arena.  
**-5 point penalties:** Spurring in front of cinch; blatant disobedience; use of either hand to instill fear/praise; use of two hands per manoeuvre; more than one finger between split reins or any fingers between romal reins per manoeuvre. Excess rein may be straightened anytime during the pattern provided the rider's free hand remains behind the rein hand. Any attempt to alter tension or length of the reins from the bridle to the rein hand is considered use of two hands and a 5 point penalty will be applied.

## Part Two – Arabian, Half-Arabian, Anglo-Arabian

~~**-10 point penalties:** Unnatural ranch horse appearance (horse's tail is obvious and consistently carried in an unnatural manner in every manoeuvre); off pattern; inclusion of manoeuvre (e.g. over or under spinning, backing more than two (2) strides, etc).~~

~~**Zero Score:** Leaving arena before pattern is complete; repeated blatant disobedience; No Score: Lameness; abuse; illegal equipment; disrespect or misconduct; improper western attire; fall or horse/rider.~~

- ~~4. Show Management has the discretion to prohibit the cross entering of Ranch Reining with Reining by the same horse/rider team at their show but the prohibition must be clearly stated in the prize list.~~

### **B3509 RANCH HORSE CUTTING**

This class is judged on the ability of the horse to work a cow by separating it from the herd and holding it to demonstrate the horse's ability to work the cow. A single cow is cut from the herd and the horse must demonstrate its ability to work the cow. A Ranch Cutting horse should have a natural ranch horse appearance from head to tail in each maneuver. The objective will be to cut one or two cows, based on the division, from the herd and work the cow(s) with the assistance of two turn-back riders and two herd holders. Show management may supply two herd holders and two turn-back riders or exhibitors may supply their own helpers. If an exhibitor is a herd holder or turn back rider, he or she may use the horse that they are competing on, or use a different horse. Herd holders' and turn back riders' horses should be Arabian or Half Arabian horses.

- ~~1. SCORING SYSTEM: Each horse/rider team is scored between 0-100 points and automatically begins with a score of 70 points. Each horse/rider team is judged on the quality of each maneuver (e.g. -1 1/2 extremely poor, -1 very poor, -1/2 poor, 0 correct, +1/2 good, +1 very good, and +1 1/2 excellent). Plusses and minuses are a reflection of the smoothness, finesse, attitude, quickness, and authority of the horse/rider team when performing.~~

#### ~~2. CONTENT:~~

- ~~a) For Open and Amateur division competition there will be a two minute time limit. Each exhibitor must work two head and has the option of ending their run before the two minute limit or working the full two minutes.~~
- ~~b) For youth competition, there will be a one and one-half minute time limit. Each exhibitor may work one or two cows and has the option of ending their run before the one and one-half minute time limit or working the full one and one-half minutes. Working two cows does not assure extra credit to the run.~~
- ~~c) Time will begin when a rider crosses a time line just prior to entering the herd. Time should not start until contestant crosses a pre-determined and marked timeline. The rider will then separate quietly his/her cow from the herd.~~
- ~~d) Unnecessary roughness or disturbing the herd excessively could result in disqualification.~~

- ~~3. CREDITS AND PENALTIES: Ultimate credit will be given to the horses demonstrating excellence in the herd work by committing to, driving, setting up, and working a cow in the center of the arena with minimal disturbance to the herd. The horse will be judged on its performance and natural ability.~~

## Part Two – Arabian, Half-Arabian, Anglo-Arabian

Horses will not be penalized for reining during the cutting portion, but should display natural ability.

Penalties should be assessed as follows:

**—1 Point Penalties:** Over bridled (per maneuver), Out of frame (per maneuver), Losing working advantage; Toe, foot, or stirrup on the shoulder; Working out of position.

**—3 Point Penalties:** Cattle picked up or scattered; Spurring on shoulder; Pawing or biting cattle; Back fence; Hot quit.

**—5 Point Penalties:** Horse quitting cow; Losing cow; Changing cattle after a specific commitment; Failure to separate a single animal after leaving the herd; Blatant disobedience; Use of two hands (per cow) except for junior horses 5 years and under wearing a snaffle bit or hackamore; More than one finger between split reins or any fingers between romal reins (per cow).

**—10 point Penalties:** Unnatural ranch horse appearance (Horse's tail is obvious and consistently carried in an unnatural manner in every maneuver); Turn tail; Failure to cut two cows in Amateur or Open division.

**Zero Score:** Repeated blatant disobedience;

**No Score:** Lameness; Abuse; Illegal equipment; Disrespect or misconduct; Improper western attire; Fall of horse/rider. Excessive disturbance of herd to the point that exhibitor is asked to leave the arena.

### **ARTICLE B3510. RANCH HORSE RAIL PLEASURE WALK-TROT 10 AND UNDER**

- 1) Riders may not be more than ten years of age as of December 1 of the current competition year.
- 2) Horse and rider must follow the appointments as set forth in the Arabian Western Pleasure Sub Chapter.
- 3) The rider must never have been judged in a class at a Licensed Competition that required a canter or lope. Exception: Short Stirrup Reining riders and Cross Rails 10 & Under.
- 4) Class Specifications:
  - a) Horses to enter at walk or trot in either direction at discretion of the judge.
  - b) Entries will be worked both directions of the ring at both qualifying gaits, the walk and the trot, and shall halt on the rail.
  - c) The overall manners and responsiveness of the horse while performing the requirements and the horse's quality of movement are the primary considerations.
  - d) Part of the evaluation in a walk-trot class is on smoothness of transitions. The transitions from trot down to walk is expected within three strides calmly and obediently.
  - e) Horses that attempt to stop or do stop prior to walking will be penalized.

### **ARTICLE B3511 RANCH HORSE TRAIL WALK-TROT 10 & UNDER**

- Riders may not be more than ten years of age as of December 1 of the current competition year.
- Horse and rider must follow the appointments as set forth in the Arabian Western Pleasure.

## Part Two – Arabian, Half-Arabian, Anglo-Arabian

The rider must never have been judged in a class at a Licensed Competition that required a canter or lope. (Exception: Short Stirrup Reining riders and Cross Rails 10 & Under).

### Acceptable Obstacles:

The ranch trail walk trot course will include between six and nine obstacles. It is mandatory that the horse be asked to walk and trot during the course. Walk can be part of obstacle score or be scored with the approaching obstacles. Trot must cover at least 35 feet and be scored with the approaching obstacle. Care must be exercised to avoid setting up any obstacle that may be hazardous to the horse or rider.

Ride over obstacles on the ground (usually logs). Walk or trot may be used, but only one gait is required.

Walk overs: no more than five logs no more than 10 inches high and spacing between 26 to 30 inches. The formation may be straight, curved, or zig-zagged, but not raised.

Trot overs: no more than five logs no more than 10 inches high and spacing 36 to 42 inches. The formation can also be straight, curved, or zig-zagged, but not raised.

Open Gates: the actual opening and closing of a gate may not be negotiated, however, simulation of doing so by touching gate standards is encouraged. A single non-elevated walk over pole may be placed in the "open" gate.

Ride over a wooden bridge. A safe unobstructed bridge (no poles or obstacles on the bridge). Bridge should be sturdy, safe, and negotiated at a walk only.

Straight Back Through: of reasonable width 40 inches or greater

A live or stuffed animal which would normally be encountered in an outdoor setting may be used but not to be used in an attempt to spook a horse.

Trot through cones spaced a minimum of 10 feet apart.

Swing rope or throw a rope at a dummy steer head.

Step in and out of obstacle. Turns of 90 or 180 degrees within a box or confined area no smaller than 8' x 8' or turns of 270 or 360 degrees within a box or confined area of no less than 10' x 10'.

### Prohibited Obstacles:

Water or water boxes

Drags

Closed gates

Pick up objects

Side pass

## **CHAPTER 36 EQUITATION**

### **ARTICLE B3601 GENERAL**

1. Riders in classes for junior competitors must not have reached their 19<sup>th</sup> birthday as of December 1. Competitions are encouraged to offer Adult Equitation classes for riders 19 years and older.
2. In equitation classes only the rider is being judged, therefore any horse that is suitable for a particular style of riding and is capable of performing the required class routine is acceptable.
3. Competitions may offer classes restricted to Arabians and/or Half-Arabians and/or Anglo-Arabians. The breed restrictions must be clearly stated in the prize list for the benefit of all potential exhibitors.
4. Maiden, Novice and Limit Equitation classes may be held in accordance with the General Rules.
5. Competitors may ride side-saddle in Adult Equitation classes only, but not in classes restricted to Juniors.  
**Exception:** Sidesaddles are prohibited in all Saddle Seat Equitation classes.
6. Equitation classes must be conducted in accordance with the EC Equitation Rules.
7. The arena gate must remain closed during the rail work and pattern.
8. Once an equitation class or section has begun, no individual shall ride or school an entered horse during the class or section unless that individual is the person entered on and showing said horse in that class or section. Coaching is not considered schooling. Riders may dismount between sections. Any violation will result in disqualification of the rider in that class.
9. Markers may be used in Western Seat, Reining Seat and Western Horsemanship. No markers may be used in Saddle Seat, Hunter Seat, Not to Jump, Hunter Seat Over Fences or Dressage Seat.
10. Falls eliminate in all seats with the exception of Saddle Seat Equitation.
11. The most recent Arabian Equitation Manual may be obtained by contacting. [www.arabianhorses.org](http://www.arabianhorses.org).
12. Age groups will be determined by the show commission/committees and any age splits other than 13 and under and 14-18 must have the appropriate tests.
13. The same horse must be used in all Phases/Section of the equitation class, unless the animal is sick or lame, in which case a veterinarian's certificate is required from the onsite show veterinarian.

### **ARTICLE B3602 HUNTER SEAT EQUITATION**

1. For Arabian Hunter Seat Equitation tack and attire rules, refer to the EC National Hunter Seat Equitation Division, Section G.
2. Tests may be performed either individually or collectively but only the tests listed may be used. Sitting trot is mandatory in Equestrian Canada rail work, to be performed both ways of the ring.
3. TESTS approved for Hunter Seat Equitation
  1. Halt (4 to 6 seconds) or halt and back. When riders working collectively are asked to halt and then back, they must not be penalized if they walk forward a few steps and halt after backing.
  2. Hand gallop. A hand gallop may be used on the approach to a jump.

Part Two – Arabian, Half-Arabian, Anglo-Arabian

3. Figure eight at trot, demonstrating change of diagonals. At left diagonal, rider should be sitting the saddle when left front leg is on the ground; at right diagonal, rider should be sitting the saddle when right front leg is on the ground; when circling clockwise at a trot, rider should be on left diagonal; when circling counterclockwise, rider should be on the right diagonal.
4. Figure eight at canter on correct lead, demonstrating simple change of lead. This is a change whereby the horse is brought back into a walk or trot (either is acceptable unless the judge specifies) and restarted into a canter on the opposite lead. Figures to be commenced in center of two circles so that one change of lead is shown.
5. Work collectively or individually at a walk, trot and/or canter.
6. Jump low obstacles at a trot as well as at a canter. The maximum height and spread for a trot jump is 3' for horses, 2' for ponies in classes restricted to ponies.
7. Question(s) regarding basic horsemanship, tack and equipment and conformation.
8. Ride without stirrups, riders must be allowed option to cross stirrups.
9. Dismount and mount. Individually.
10. Turn on the forehand done through the walk or the halt.
11. Figure eight at canter on correct lead demonstrating flying change of lead.
12. Execute serpentine at a trot and/or canter on correct lead demonstrating simple or flying changes of lead.
13. Change leads on a line demonstrating a simple or flying change of lead.
14. Change horses. (Note: this test is the equivalent of two tests.)
15. Canter on counter lead. (Note: no more than twelve horses may counter canter at one time.) A canter on the counter lead may be used on the approach to a jump.
16. Turn on the haunches from the walk.
17. Demonstration ride of approximately one minute. Rider must advise judge beforehand what ride he plans to demonstrate.

The following tests may be used.

Hunter Seat Equitation – not to jump, 13 & under, Article B3602.2 3 (1-5,8)

Hunter Seat Equitation – not to jump 14-17 years, Article B3602.2 3 (1-5,8,9,11-19)

Hunter Seat Equitation over fences, Article B3602.2 3 (1-19)

Age groups will be determined by the show commission/committees and any age splits other than 13 and under and 14-18 must have the appropriate tests.

4. Spurs of the unrowelled type, whip or crop optional. No whip may exceed 30" in length.
5. Competitors in this division must wear approved protective headgear secured with a safety harness permanently affixed to the headgear. Safety vests may be worn without penalty.

Hunter Seat Equitation Over Obstacles Classes:

Classes:

1. Modified Equitation Over Obstacles – 2'3"- JTR, ATR, AATR
2. Junior / Adult Equitation Over Obstacles– 2'9"- JTR, ATR, AATR

Note: Riders must enter the Equitation Division based on the fence heights in the Hunter or Jumper Classes that they have entered shown and been judged in at the same competition or tournament. If they have competed

Part Two – Arabian, Half-Arabian, Anglo-Arabian

over 2'6" at the same competition they must show in the 2'9" Equitation Division. No cross entry is permitted between the two equitation classes.

**Course Requirements:**

- i. Classes must be held over at least eight obstacles.
  - ii. All obstacles must be at least 5'6" wide across the jumpable portion.
  - iii. Combinations are prohibited in classes restricted to riders 14 years old and under.
  - iv. Verticals may be jumped in either direction provided ground lines are correct, i.e. no false ground lines.
  - v. In Modified Equitation Over Obstacles - 2'3" and AHA Modified Equitation Over Obstacles Medal- 2'3" classes the course must have at least one change of direction and at least one oxer. In addition the course should include some of the following:
    - a. Bending Line
    - b. Fence at the end of the ring
    - c. Trot fence
    - d. Long approach to a single jump
  - vi. In Junior/Adult Equitation Over Obstacles - 2'9" and AHA Junior Equitation Over Obstacles Medal – 2'9" classes the course must include at least two changes of direction and 1/3 of the fences should be oxers. In addition, all courses must include at least three of the following:
    - a. Bending Line
    - b. Narrow Jump (5'6"-8')
    - c. Roll-back Turn
    - d. Fence at the end of the ring
    - e. Trot fence
    - f. Long approach to a single jump
    - g. A combination
    - h. If an option fence is used, a rider may choose to jump either fence. If the horse stops at one of the options, the rider is scored with a refusal and if the fence is dislodged must wait for the fence to be reset, but may then jump either option.
    - i. Obstacles jumped in any further testing requested by the judge, must have been included in the original course. Jumps must be jumped in the original direction unless otherwise specified.
3. Hunter Seat Equitation – Not to Jump
- Horses to be shown at the Walk, Posting Trot, Sitting Trot and Canter. A lengthening or shortening of stride may be called for at any gate. Horses

Part Two – Arabian, Half-Arabian, Anglo-Arabian

may be asked to back on the rail or in line up. Additional tests, B3602, may be called for but if the class entry is age restricted the tests must be consistent with AHA Medal class requirements as outlined below.

- a. For AHA Hunter Seat Equitation – Not to Jump Medal (13 & Under), Regional (13 & Under) and National (13 & Under). Not to Jump classes, all contestants are required to perform both the rail work and two or more individual tests from Equitation rule B3602, Tests 1-5, 8.
- b. For AHA Hunter Seat Equitation – Not to Jump Medal (14-18, 18 & Under and Adult), Regional (14-18, 18 & Under and Adult) and National (14-18, 18 & Under and Adult) Not to Jump classes, all contestants are required to perform both the rail work and two or more individual tests from Equitation rule B3602 tests 1-5, 8-9, 11-19.

**Exception:** Test 16 may be called for only at the AHA National Competition.

- c. All Medal, Regional and National Championship classes are a two phase class and all riders must return for additional testing to be considered for an award. For tests from which judges must choose, see B3602
  - i. Judging is based on 50% rail work and 50% pattern work.
  - ii. Patterns must be posted one hour before the class, 24 hours for Regional and National Championships.
  - iii. A rider going off pattern is not eliminated from consideration for an award but must be severely penalized.
  - iv. Fall of horse or rider in any phase of the class is cause for elimination.
4. AHA Jumper Seat Equitation Over Obstacles – .90
  - a. AHA Jumper Seat Medal Qualifying classes may be held at any AHA ~~licenced~~licensed competition which holds Jumper Classes.
  - b. Classes for JTR, AATR or combined classes may be offered.
  - c. Course Requirements:
    - i. The class must utilize jumper style Obstacles and the course should be of the type used in the Junior/Amateur Jumper classes.
    - ii. The course must include at least eight Obstacles set at .90m, at least on double combination, and at least 3 spreads from .70m to .90m. A small Liverpool may be used at the discretion of the course designer.
    - iii. Start and Finish markers must be used. Time allowed will be figured at 350 meters per minute and may be timed either electronically or manually.
  - d. Judging Requirements and Judging system:

Part Two – Arabian, Half-Arabian, Anglo-Arabian

- i. The AHA .90M Jumper Seat shall be judged on the rider's equitation style, technical merit, judgment and execution of an efficient, time saving pace and track.
    - ii. One (1) point will be subtracted from the rider's score for each commenced second over the time allowed and four (4) points will be deducted for each knockdown on course.
    - iii. Judges are asked to walk the course when possible and where there are striding options, the judges are asked not to penalize an option that might be used to achieve the best result appropriate to the track taken and the individual horse/rider combination.
    - iv. Judged under FEI ART. 238.1.1
    - v. No work-off is required
    - vi. Two refusals will incur elimination.
  - e. Tack and Saddlery Restrictions:
    - i. Blinkers are forbidden
    - ii. Running martingales used in the conventional manner are permitted. Standing martingales, draw reins, or restricted running martingales are prohibited.
    - iii. Reins must be attached to the bit(s) or directly to the bridle. Gags, including Hunter Gags, are prohibited.
    - iv. In a multiple Judge system placings will be determined as per the appropriate AHA rule pertaining to the number of judges. If Multiple systems are available then the Show will state in the prize list which system will be utilized:
5. Specialty Classes:
- AHA Hunter Seat Equitation Medal Final- 2'9" –JTR, ATR, AATR - May be held only at National Championship Shows (Youth, Sport, Canada) Only. Any rider qualified for the National Hunter Seat Over Obstacles Final is qualified for the Medal Final. No additional qualifications are required.
- a. Class Conduct: The class is a two phase class, Over Obstacles followed by a flat phase. Tack and Equipment changes are allowed between phases. Martingales must be removed for the Flat Phase.
  - b. Over Obstacles Phase: To be conducted as per Junior/Amateur Hunter Seat Medal Over Obstacles 2'9". Riders will complete the over fence phase of the class first.
  - c. Only those riders who successfully complete the course (not eliminated) will return for the flat phase. All riders will work collectively on the rail and are required to be judged at the walk, working trot rising, working trot sitting and working canter, both ways of the ring. A lengthening of any gait can be called for by the judge (Call judge in a multi judge system) at their discretion. In addition to they may be required to do any of the following tests from the B3602

Part Two – Arabian, Half-Arabian, Anglo-Arabian

- d. At the completion of the Over Obstacles and Flat phase, the top 4 riders will be required to return to complete additional tests chosen by the judges. In a multi judged system, the top 4 riders will be determined by having each judge score the class and submit their results to the scorer. Once the class is scored the top 4 riders will be asked to return to the arena for individual testing. Each judge will be asked to score these four based solely on the ride off. The Champion and Reserve will be determined based on the ride off results only. The test to determine the Champion and Reserve Champion will be determined by the Call Judge and the test will NOT be posted. The Test can be over obstacles or on the flat or a combination of any tests from the approved list. The Call Judge may consult with the other judges on the panel in determining the test. Horse Rider combinations may be asked to remain in the ring. If they are excused from the ring no consultation with coaches/family is permitted. This will be monitored by a Steward. If a rider does not return for testing he/she will be placed at the bottom of the Top 4 for placing purposes. Tests as per B3602
  - e. Scoring: To be judged 50% on Flat phase and 50% on Over Obstacles phase.
6. FEI approved safety mechanisms must be used in conjunction with a cup that is at least 1 ½ inches deep and at least 3 inches wide for the back rail of all oxers in the competition ring.
  7. FEI approved safety cups must be made readily available for each equitation schooling area. Breakable pins such as wooden dowels are permitted in an equitation schooling area only when safety cups are not available.
  8. Schooling Rules for all equitation classes will follow EC Jumper Schooling Rules SECTION G

AHA Medal Class Requirements be changed as follows:

All EC Arabian Competitions that offer a Junior Section (Youth Division) must offer the following AHA Medal classes:

AHA Hunter Seat Medal Over Obstacles Medal 2'9" and AHA Modified Hunter Seat Medal Over Obstacles Medal - 2'3" (Refer to class specifications for AHA Medal Classes)

AHA Hunter Seat Medal Not to Jump Medal (Refer to class specifications for AHA Medal Classes)

**Exceptions:** Competitions that do not offer Dressage classes are not required to offer the Dressage Seat Medal class; competitions that do not offer a Hunter Over Fences section are not required to offer the Hunter Seat Medal Over Obstacles Medal class. Competitions not offering Hunter Over Obstacles Classes at 2'9" or above do not have to offer the AHA Hunter Seat Medal Over Obstacles 2'9".

Two or more tests of the top four contestants are required from B3602 Tests 1-7, 9-15, 17-19

6. Refer to AHA Handbook for AHA Medal, Regional & National tests.

## **ARTICLE B3603 DRESSAGE SEAT EQUITATION**

1. For Arabian Dressage Seat Equitation rules, refer to the Rules of Equestrian

Part Two – Arabian, Half-Arabian, Anglo-Arabian

Canada, Section E, Dressage and Para-Dressage.

2. Must be judged by a ~~licensed~~-licensed Dressage judge.
3. Classes may be offered for Juniors, Adult Amateurs, and/or Open riders.
4. Individual tests may be performed at the judge's discretion, but only the tests listed may be used.
5. Tests:
  - a) Medium walk, working trot and canter both ways of the ring must be performed. The rider's position, seat and specifically the correct use and effect of the aids required by the Training and First Level Dressage tests are to be judged.
  - b) The movements shall be performed by the competitors simultaneously.
  - c) No change of horses is permitted.
  - d) Whips and spurs are allowed.
  - e) Horses to be shown in a plain snaffle.
  - f) Only the rider is being judged however, lameness of horses will be penalized.
  - g) Judges should give a percentage score for the riders placing in the class.
6. Juniors may ride stallions in Dressage Seat Equitation Unless prohibited in the prize list.
7. Classes may be divided into age groups, at the discretion of competition management.
8. Walk-Trot - to be shown at a walk and a trot. Current Intro Tests limited to walk/trot will be utilized
9. Approved protective headgear is mandatory.
10. Numbers must be worn on the rider's back.
11. Classes should be held in an enclosed ring that is larger than a standard dressage arena. If unavailable, an open schooling arena is permitted. If classes must be held in a dressage arena, it must be 20m x 60m and no more than six horses will be asked to canter at the same time.
12. Judges are encouraged to offer verbal comments to riders after the class. Scoresheets not to be posted.
13. At AHA National Championships, two Federation Senior (S) judges will officiate, each with their own scribe. Judges should evaluate riders separately from different positions in the ring and then judges will give a final score to each rider. Scores from both judges will be added together to give the total score for that rider. The rider with the highest total score will be named Champion; the rider with the second highest total score will be named Reserve Champion, etc., until all placings have been filled. If a two-judge system is used in a qualifying or Regional Show, the two-judge scoring system will be used as notated above. Dressage Seat Equitation Score Sheets: Federation Dressage Seat equitation class score sheets must be used in qualifying and Regional Championship classes. For Regional championships, ties for Champion, Reserve or 5th in the Top Five will be broken by the judge. If a two judge system is used, ties will be broken by the judges. In National Championship classes, the USEF Dressage Seat Medal class score sheet must be used to record the final scores from each judge, which will determine placings for each judge. Ties for Champion, Reserve, 10th in the Top Ten at National Championships will be broken by consulting the Call Judge's card to break the tie. The rider placing highest on the Call Judge's card will place above the other rider in the tie. In the event there is a tie within the Call judge's own scores, the Call judge will break

Part Two – Arabian, Half-Arabian, Anglo-Arabian

their tie for those placings mentioned above. The final scores for each rider must be posted at the conclusion of the class.

**ARTICLE B3604 SADDLE SEAT EQUITATION**

1. Judges should note that the required Equitation seat should in no way be exaggerated, but be thoroughly efficient and most comfortable for riding the type of horse called for at any gait and for any length of time.
2. In Saddle Seat Equitation classes, riders should convey the impression of effective and easy control. To show a horse well, the rider should show himself to the best advantage. Ring generalship must be taken into consideration. A complete picture of the whole is of major importance.
3. Saddle Seat, Fall of horse or rider does not necessarily cause elimination, but is penalized at the judge(s) discretion.
4. Tests may be performed either individually or collectively but only the tests listed in Section B Chapter 81 may be used. The following tests from Section B Chapter 81 may be used.
  - a) Saddle Seat Equitation 13 years & under, tests a-l.
  - b) Saddle Seat Equitation 14 to 18 years tests a-o.
  - c) For AHA Regional (13 & under) and National (13 & under) classes, all contestants are required to perform both the rail work and two or more individual tests from tests # a-l.
  - d) For Regional (14 - 18) contestants are required to do tests a-o.
  - e) At National Competitions, judges may request that riders change horses. When changing horses is required, saddles may be changed with the assistance of a groom.
  - f) Age groups will be determined by the show commission/committees and any age splits other than 13 and under, and 14-18 must have the appropriate tests. Test 16 may be called for only at an AHA National Competition.
5. Competitors in this division are encouraged to wear approved protective headgear secured with a safety harness permanently affixed to the headgear which may be worn without penalty. Safety vests may be worn without penalty.

**ARTICLE B3605 WESTERN SEAT EQUITATION**

1.
  - a) At Regional competitions, Western Seat Equitation may be offered. This class does not as a qualifying class for National Horsemanship or Reining Seat Equitation classes. Adult amateur classes may be offered for Amateur riders 18 years or older.
  - b) Riders enter the ring at a walk or jog and are judged at a flat-footed, four beat walk, two beat jog and a three beat lope both ways of the ring. The order of reverse may be executed by turning toward or away from the rail. All competitors are required to back in a straight line during the line up in all classes.
  - c) Judges are encouraged to call for at least two tests from the list to be performed by competitors being considered for an award. A pattern is not required but if offered, is defined as two or more tests and can be performed either collectively or individually.
  - d) Tests from which to choose:
    - i) Back
    - ii) Individual performance on the rail

Part Two – Arabian, Half-Arabian, Anglo-Arabian

- iii) Figure eight at the jog
  - iv) Lope and stop
  - v) Figure eight at lope demonstrating simple change of lead (the horse may be brought back to a walk or jog and restarted into a lope on the opposite lead) One figure eight demonstrates two changes of lead and is completed by closing up the last circle and stopping in the centre of the eight.
  - vi) Figure eight at a lope on correct lead, demonstrating flying change of lead
  - vii) Change leads down centre of the ring, demonstrating flying change of lead
  - viii) Ride serpentine course, demonstrating flying change of lead at each change of direction
  - ix) Demonstrate sliding stop
  - x) Execute 360 degree turns
- 2. Competitors in this division are encouraged to wear approved protective headgear secured with a safety harness permanently affixed to the headgear which may be worn without penalty. Safety vests may be worn without penalty.
  - 3. Competitors must ride in a Western bridle with one hand.
  - 4. Fall of horse or rider shall be cause for elimination.
  - 5. Appointments - Riders shall wear a western hat, long-sleeved shirt with any type collar; a necktie, kerchief or bolo tie or brooch; trousers or pants; (a one piece equitation suit is acceptable providing it includes any type collar) Chaps and boots are required. A vest, jacket, coat and or sweater may also be worn. Approved protective headgear with harness is optional in all classes, not required to be Western style. Spurs are optional at the discretion of the exhibitor.

**ARTICLE B3606 REINING SEAT EQUITATION**

- 1. REINING SEAT EQUITATION. Competitors must execute an NRHA Reining pattern No rail work is required.
- 2. Competitors in this division are encouraged to wear approved protective headgear secured with a safety harness permanently affixed to the headgear which may be worn without penalty. Safety vests may be worn without penalty.
- 3. Reining Seat Equitation- Numbers must be worn on the rider's back or on the left side of the saddle pad and must be clearly visible at all times when in competition.
- 4. Judges are required to use the AHA Reining Seat Equitation Score sheet for Reining Seat medal classes and Regional and National Reining Seat Equitation classes. The scores will then be announced after each competitor has completed their pattern and the score sheets will be posted.
- 5. A rider that is off pattern will receive a zero score for both the reined work and the equitation score. A rider with a zero score will not receive any award except in a work off, in the case of a tie, the rider will be placed last of those chosen for a work off. In a multiple go class, a rider receiving a zero in the first go may forward to the second go round. A rider receiving a zero in the second or subsequent go round is eligible to receive a placing/prize provided they received a score other than zero in one of the previous go rounds.

**ARTICLE B3607 AHA MEDAL CLASS REQUIREMENTS**

*Part Two – Arabian, Half-Arabian, Anglo-Arabian*

1. Eligibility for AHA Medal classes
  - a) A registered Arabian or a registered Half-Arabian/Anglo-Arabian must be ridden in AHA Medal classes.
  - b) Medal winners may ride in any Medal class throughout the year.
  - c) Open to juniors who have not reached their 19<sup>th</sup> birthday prior to December 1. (The Arabian competition year runs from December 1 through November 30). The age requirements set out in this rule defining adults and juniors shall supersede the definition for “junior(s)” and “adult(s)” set out in all Equestrian Canada rules, regulations, agreements and policies applicable to the Arabian Division.
2. All EC Arabian competitions that offer a Junior Section (Youth division) must offer the following AHA Medal classes. For age divisions and tests applicable refer to the specific seat in Chapter 26:
  - a) AHA Saddle Seat Medal 18 and under.
  - b) AHA Reining Seat Medal 18 and under.
  - c) AHA Hunter Seat Medal Over Fences 18 and under.
  - d) AHA Hunter Seat Medal Not to Jump 18 and under.
  - e) AHA Western Horsemanship Medal 18 and under.
  - f) AHA Dressage Seat Medal. The age requirements set out in this rule defining adults and juniors shall supersede the definition for “junior(s)” and “adult(s)” set out in all Equestrian Canada rules, regulations, agreements and policies applicable to the Arabian division.
3. AHA Medal classes may be split into age groups.
4. AHA Medal classes shall be governed by EC Federation rules, Arabian, Half-Arabian/Anglo-Arabian Division for Equitation, as modified by the following exceptions and additions.
5. If a Medal class is offered, then the AHA Medal classes with pattern must be held regardless of number of competitors. An AHA Medal class must have a minimum of three (3) entries with proper appointments in order to award the AHA Medal. For a class with less than three (3) entries, AHA medal points will be earned.
6. In every AHA Medal class of at least three contestants, a 1<sup>st</sup> place winner must be selected and will receive a medal unless all entries have been eliminated.
7. Ribbons will be awarded to 8<sup>th</sup> place. (Exception: in an AHA Reining Seat Medal class, an off pattern rider is eliminated and is not eligible to win a medal or ribbon).
8. In AHA Medal classes, the official number of entries shall be the number of riders that are properly entered and appear in the arena at the time the gate is closed. A rider that is excused or eliminated during the class will not reduce this number.
9. Once an equitation class or section at any show has begun, no individual shall ride or school a horse entered in that class unless that individual is the person entered on and showing said horse. Any violation shall result in disqualification of horse and rider from the class.
10. No more than 25 entries shall be worked on the rail in one group.
11. The judge shall prepare in writing and either read or have the pattern announced over the public address system before the first rider begins the workout.
12. The pattern shall be posted at least one hour prior to an AHA Medal class.
13. Tests to be used must be chosen from appropriate EC Arabian equitation Division rules; no other tests may be used.

Part Two – Arabian, Half-Arabian, Anglo-Arabian

14. Reasonable time will be allowed for contestants to ask question. Judges shall not confer individually with any rider(s).
15. Once the first rider begins, no further questions shall be allowed nor instruction given.
16. Numbers must be worn on the rider's back, or in the case of reining seat equitation, the competitors may place the number on the left side of the saddle pad, both sides of the saddle pad or on the rider's back.
17. Individual work-outs – riders may either remain in the ring or be excused to a holding area.
18. AHA Medals must be ordered from AHA.
19. In all classes in which the competitors compete individually, only one rider per horse.
20. Markers are allowed in Reining Seat Equitation, Medal and Western Horsemanship.

**ARTICLE B3608 CLASS SPECIFICATIONS FOR AHA MEDAL CLASSES**

1. AHA Hunter Seat over Fences Medal Class
  - a) To be shown over a course of not fewer than 6 obstacles with fence heights of 2'6" to 3' of which must include an oxer and two changes of direction (changes of lead).
  - b) Two or more tests of the top four contestants are required from B3602
2. AHA Saddle Seat Medal class
3. In addition to the rail work, all contestants are required to perform two or more individual tests from B3604.6
4. AHA Reining Seat Medal class
  - a) All contestants are required to perform an NRHA Reining pattern.
  - b) Order of go will be done by draw.
  - c) Bits must be dropped and inspected by the Judge or designated official, and all riders must dismount for this inspection. If called for in the ring, assistance, if necessary, may be had from one of the ring officials.
  - d) Reins shall not be removed from the horse's neck while inspecting bits.
  - e) In the event the total score is tied, the tie will first be broken by the competitor with the highest equitation score. Should a tie still exist, the tie shall be broken by a run off or flip of a coin on consent of contestants.
  - f) It is mandatory that the judge(s) use the prescribed AHA Score Sheet for Reining Seat Equitation and that the score sheet or a copy be posted immediately after each class.
5. AHA Hunter Seat Not to Jump Medal Class
  - a) In addition to the rail work, all competitors are required to perform two or more tests from B3602.
6. AHA Western Horsemanship Medal Class
  - a) In addition to the rail work, all competitors are required to perform four tests from B3701
7. AHA Dressage Seat Medal Class
  - a) In addition to the rail work, all competitors are required to perform three or more individual tests from B3603.

## CHAPTER 37 WESTERN HORSEMANSHIP

### ARTICLE B3701 GENERAL

1. Riders enter the ring at a walk or jog and are judged at a flat-footed walk, two-beat jog and a three-beat lope both ways of the ring. All competitors are required to back in a straight line during the line up in all classes. All competitors must be required to perform a pattern composed of a minimum of four tests from B3701.3. Off pattern does not eliminate an competitor.
2. To be judged 50% on the horse's performance and 50% on the rider. Emphasis will be placed on the horse and rider working together on both rail work and pattern work. Fall of horse or rider eliminates.
3. Execution and correct form of both horse and rider, while maintaining a pleasurable ride are the main criteria for this class. Cross-entering the AHA National Western Seat Qualifying and Western Horsemanship classes will be allowed.
4. Appointments and equitation criteria for Western Horsemanship follow the Western Seat Equitation section. Horses must be ridden with one hand. There must be no spins, rollbacks, sliding stops or flying lead changes in this class. A Judge must choose at least four tests from the following list. Instructions must be publicly announced and patterns must be posted at least one hour before the class.

Tests from which judges must choose:

Tests can be performed either collectively or individually, but no other tests may be used.

1. Back.
  2. Individual performance on the rail.
  3. Extended jog.
  4. Figure eight at the jog.
  5. Circles at either a jog or lope.
  6. Lope and stop.
  7. Extended lope.
  8. Figure eight at lope on correct lead,  Demonstrate a lead change, simple or flying. Judge may not designate type of change. (A simple lead change is performed through the walk or jog within three strides. Flying changes should be simultaneous front and rear. All changes should be smooth and timely.) demonstrating simple change of lead (this is a change whereby the horse is brought back into walk or jog and restarted into a lope on the opposite lead). One figure eight demonstrates two changes of lead and is completed by closing up the last circle.
  9. Side pass.
  10. Figure eight at lope on correct lead, demonstrating flying change of lead.
  11. Change leads down center of ring, demonstrating simple change of lead.
  12. Ride serpentine course, demonstrating flying change of lead at each change of direction.
  13. Demonstrate sliding stop.
  14. Execute 360 degree turns (spins).
  15. Roll backs.
5. Competitors in this division are encouraged to wear approved protective

Part Two – Arabian, Half-Arabian, Anglo-Arabian

headgear secured with a safety harness permanently affixed to the headgear which may be worn without penalty. Safety vests may be worn without penalty.

6. CLASS CONDUCT:

- a) Riders enter the ring at a jog and are judged at a flat-footed four beat walk, two beat jog and a three beat lope both ways of the ring. Extended jog and lope may be called on the rail and/or in the pattern. All competitors must be required to perform a pattern composed of a minimum of four tests from B3701.3. 13 & under; tests 1-7; 14-18, 18 & under and 19 & over; tests 1-10.
- b) Instructions must be publicly announced and patterns must be posted at least one hour before the class.
- c) Rail work or pattern work may be conducted first.

7. Mandatory Causes for Elimination

- a) Excessive schooling or training
- b) Fall of horse or rider
- c) Illegal use of hands on reins
- d) Use of prohibited equipment
- e) Spurring/kicking in front of cinch
- f) Equipment failure that delays completion of the pattern or rail

## **CHAPTER 38 SHOWMANSHIP**

### **ARTICLE B3801 GENERAL RULES**

In the Arabian division, juniors are 18 years and under as of November 30 of the competition year. Adult amateurs are 19 years and over as of November 30 of the competition year. The competition year for Arabian competitions runs from December 1 of the previous year to November 30 of the current year. The age requirements set out in this rule defining adults and juniors shall supersede the definition for “junior(s)” and “adult(s)” set out in all Equestrian Canada rules, regulations, agreements and policies applicable to the Arabian Division.

1. Classes may be offered for Amateurs and Adult Amateurs. Show management is encouraged to divide classes by age groups which will vary according to local participation.
2. SOUNDNESS. Unsoundness of the horse being shown shall not penalize a handler unless it is sufficiently severe as to impair the required performance. In such cases, the imposition of a penalty is at the Judge’s discretion.
3. PRIZE MONEY. Offering prize money in Showmanship classes for junior competitors is prohibited.
4. RIBBONS. In Showmanship classes, a minimum of six ribbons should be awarded, but not more than ten places are recommended.
5. NUMBERS. Numbers must be worn on the back and must be clearly visible at all times when in competition. Hair, if long must be neat and securely fastened so it will not cover the handler’s number.
6. Excessive coaching or unauthorized assistance in any manner is subject to penalty or disqualification at the Judge’s discretion.
7. Handlers may show in English, Hunt, Hack or Western attire to depict the discipline being represented.
8. If a handler shows in Hunt or Hack attire, the horse may show with a braided mane and tail.
9. It is recommended that stallions be prohibited, but it must be so stated in the prize list. Either Arabian, Half-Arabian or Anglo-Arabian mares or geldings may be shown.
10. Judges to post the class procedure at least one hour prior to the class.
11. A DESIGNATED PERSON may be appointed to deliver instructions from the judge(s).

### **ARTICLE B3802 CLASS ROUTINE**

1. The pattern for each class must be posted one hour (Regionals and Nationals – 24 hours) prior to the start of the class and indicate which one (1) of the three (3) procedures will be used.
  - a. In the Ring – Competitors enter arena and remain collectively for the entire class. Competitors are to enter the arena at the walk. Trot at the marker and line up at the discretion of the ringmaster.
  - b. In and Out of the Ring – Competitors enter arena one at a time and are excused at the completion of their pattern.
  - c. At the Gate – Competitors enter arena one at a time and are gathered in arena for final inspection as a collective group.

Part Two – Arabian, Half-Arabian, Anglo-Arabian

2. Handlers will proceed to a point designated by the Judge or the Ringmaster.
3. Each handler shall correctly lead their horse to and from the Judge and show his/her horse according to the instructions from the Judge.
4. Handlers may be asked to perform additional tests at the Judge's discretion.

### **ARTICLE B3803 JUDGING GUIDELINES**

The showmanship class is not a halter class and should not be judged as such. The conformation of the horse is not to be judged, since the horse is considered a means of displaying the abilities of the showman. Horses are to be presented in the appointments (tack and attire) suitable for that horse's style. The class is designed to evaluate the competitor's ability to execute, in concert with their horse, a set of maneuvers prescribed by the judge with precision and smoothness while exhibiting poise and confidence, all while maintaining a balanced, functional and fundamentally correct body position.

#### **1. SHOWMANSHIP**

##### **a) Leading**

1. The competitor must lead, back and turn from on the horse's left side holding the lead in the right hand a reasonable length, with safety in mind. The right hand must remain on the lead at all times (not on the chain). It is not appropriate to switch hands while completing the maneuvers (except set-up). If competitor has changed hands during the set up maneuver, they are to put the lead back in the right hand for all other maneuvers. Hold the excess lead strap in your left hand, either in a round coil or a figure-8, as long as it is being handled safely by the competitor. Coil or figure-8 should not be taped as this compromises safety.
2. **At no time should the exhibitor ever stand directly in front of the horse.**

##### **b) Showing**

1. The exhibitor should perform the work accurately, precisely, smoothly, and with a reasonable amount of speed. Increasing speed of the work increases the degree of difficulty; however, accuracy and precision should not be sacrificed for speed.
2. The presentation/set up.... The horse may be set up with a split stance or square. Either option is allowed and acceptable.
3. The exhibitor is to show using the Quarter System, where the competitor is always in the quadrant next to the judge. The horse should be shown quietly and effectively at all times. The exhibitor should not crowd other exhibitors when setting up side-by-side or head-to-tail. The position of the exhibitor when executing a turn to the right is the same as the leading position except that the exhibitor should turn and face toward the horse's head and have the horse move away from them to the right.
4. Pull turns (pulling horse toward you to left) to the left should be 90 degrees or less. Push turns/Pivot (pushing the horse away from you) for turns of greater than 90 degrees.
5. When executing a back, the exhibitor should turn from the leading position to face toward the rear of the horse. The ideal position is for the exhibitor's

Part Two – Arabian, Half-Arabian, Anglo-Arabian

left shoulder to be in alignment with the horse's left front leg, never standing directly in front of the horse.

c) Poise/Alertness/Attitude

1. Exhibitors should be poised, confident, courteous and genuinely sportsmanlike at all times, quickly recognizing and correcting faults in the positioning of the horse. The exhibitor should continue showing the horse until the class has been placed or they have been excused, unless otherwise instructed by the judge. The exhibitor should appear business-like, stand and move in a straight, natural and upright manner, and avoid excessive, unnatural or animated body positions.

2. PRESENTATION

a) Condition

1. The horse's body condition and overall fitness should be assessed.
2. The horse should be alert and healthy.

b) Grooming

1. The hair coat should be clean, well-brushed and in good condition. The length of mane and tail may vary, as long as they are neat, clean and free of tangles. The bridle path, eyebrows, and long hair on the head and legs may be clipped.
2. Grooming oils should not be overdone
3. Hooves should be properly trimmed and if shod, the shoes should fit correctly and clinches should be neat. Hooves must be clean and may be painted clear or black hoof dressings, or shown naturally.

3. APPOINTMENTS

Attire and tack should be clean, well-fitting and in good repair. A workmanlike appearance should be presented.

Attire should reflect the intended use of the horse and should be consistent with attire requirements described in the division depicted.

Tack: An Arabian show halter, a leather show halter with or without silver (silver not to count), hunter/dressage/show hack style bridle, or a double bridle may be used. Modified cavessons are prohibited. A western style or bosal bridle are prohibited. Leads may be attached to the halter or cavesson. If a chain is used is, it is prohibited to go through the horse's mouth, over the nose or through the bit. When leading with the reins, they must be attached to both sides of the bit. Hats are optional. Spurs are prohibited.

4. TESTS: from which the Judge may choose:

1. Walk or trot horse to or from Judge or designated person or marker in a straight or curved line, a circle, serpentine or figure eight
2. Set horse up
3. Back horse in a straight or curved line
4. Movement of handler so as not to obstruct Judge's view of the horse
5. Turn horse (90, 180, 360 degrees, etc.)
6. Trot down the rail or around ring
7. Move horse to different spot in line up

5. SCORING

The scoring will be on the basis of 0-infinity, with 70 denoting an average performance. The individual maneuvers are scored in ½ point increments for a

Part Two – Arabian, Half-Arabian, Anglo-Arabian

low of -3 to a high of +3 with 0 denoting a maneuver that is correct with no degree of difficulty. Penalty points will be applied as they occur. A final score of 0 to +5 will be given for the overall form and effectiveness at the completion of each run.

1. Penalties:

- a. Minor (1 point penalty)
    1. Break of gait at walk or trot up to two strides
    2. Over or under turning up to an 1/8 of a turn
    3. Ticking or hitting cone
    4. Sliding or lifting pivot foot
    5. Lifting the pivot foot and replacing it in the same place
    6. Lifting foot and replacing it in same place during presentation
  - b. Major (3 point penalty)
    1. Break of gait at walk or trot for more than 2 strides
    2. Splitting cone (cone between horse and handler)
    3. Stepping out of set up during presentation
    4. Steps out of or moving pivot foot during a pivot or turn
    5. Over or under turn 1/8 to 1/4 of turn
  - c. Severe (5 point penalty)
    1. Exhibitor not in required position during inspection
    2. Touching the horse
    3. Standing directly in front of horse
    4. Loss of lead shank or two hands on lead shank
    5. Completely stepping out of or moving hindquarter significantly during a pivot or turn
    6. Severe disobedience to include but not limited to: biting, pawing, rearing, kicking out or continuously circling exhibitor.
    7. Goes off pattern; wrong side of cone, never performing specified gait
    8. Fall of horse or handler
2. Mandatory Eliminations
- a. Horse escapes from Exhibitor
  - b. Inhumane treatment and undue stress
  - c. Excessive schooling or training
  - d. Loss of control or severe disobedience that endangers other exhibitors, to include but not limited to: bolting, lunging or kicking out.
  - e. Whip marks
  - f. Illegal equipment: chain through the horse's mouth, over nose or through the bit, modified cavessons, western bridle or bosal, reins only attached to one side of the bridle.

## **CHAPTER 39**

### **WALK-TROT/WALK-JOG/LEADLINE**

#### **ARTICLE B3901 GENERAL**

1. Open to riders 10 years and under.  
**Exception:** Leadline competitors must be under 7 years. Refer to AHA handbook.
2. Rider must never have been judged in a class at a recognized competition that required a canter or lope.  
**Exception:** Short Stirrup Reining Riders and Cross Rails 10 & Under riders.
3. Safety of all competitors must be of primary consideration when judging these classes. Any action by any competitor that endangers that competitor or any other competitor must be severely penalized and may be considered cause for being excused from the class.
4. Stallions prohibited.
5. It is recommended that classes with 12 or more entries be divided. If a division is desired, it is recommended that classes be split into a class for riders 8 years of age and under and one for riders 9 to 10 years of age.
6. Classes may be combined if the number of entries do not warrant separate classes, however, equitation classes may not be combined with pleasure classes.

#### **ARTICLE B3902 APPOINTMENTS**

1. For attire, appointments and position for Equitation classes, refer to Equitation Division.
2. For attire and appointments for Pleasure classes, refer to the respective pleasure division.
3. For Walk-Trot classes, paddock boots with jodhpurs and garter straps may be used.

#### **ARTICLE B3903 QUALIFYING GAITS**

The horse must give the appearance of being a safe and suitable mount for the class. The safety of all competitors is a primary concern in both the pleasure and equitation classes.

1. English/Country English/Hunter Pleasure a) Walk – refer to the divisions b) Trot – refer to the divisions
2. Western Pleasure a) Walk – refer to the division b) Jog – refer to the division.

#### **ARTICLE B3904 CLASS SPECIFICATIONS**

1. **EQUITATION**
  - a) Hunter Seat Equitation on the Flat. To be shown at a walk and posting trot. A sitting trot may be requested.
  - b) Saddle Seat Equitation. To be shown at a walk and a trot. Riders may not be asked to back. No tests may be asked.
  - c) Western Seat Equitation. To be shown at a walk and a jog.
  - d) Hunter Seat Equitation over Cross Rails  
Riders are allowed to choose the gaits over eight cross rail fences not to exceed 18" in height.
2. **PLEASURE** To be judged on attitude, manners, performance, Suitability of horse to rider, quality and conformation.

Part Two – Arabian, Half-Arabian, Anglo-Arabian

- a) English Pleasure. To be judged on the rail at a walk and a normal trot.
- b) Country English Pleasure. To be judged on the rail at a walk and normal trot. Horses shall be asked to halt on the rail. Horses must not be asked to back. The command to walk on a loose rein must NOT be called.
- c) Hunter Pleasure. To be judged on the rail at a walk and trot.
- d) Western Pleasure. To be judged on the rail at a walk and jog.
- e) Sport Horse Under Saddle Walk-Trot 10 & Under (Requires a judge ~~Heeneed~~-licensed to adjudicate sport horse classes). To be judged on manners, performance, suitability of horse to rider, quality and conformation. To be judged on the rail at a walk and trot. Classes may be divided by dressage type or hunter type. Cross entering is permitted.
- f) . English/Country English/Hunter Pleasure/Cross Rails/Sport Horse Under Saddle  
Walk – A four-beat gait  
Trot – A two-beat gait.

**ARTICLE B3905 CLASS CONDUCT**

1. Competitors to enter the ring in a count-clockwise direction at a walk.
2. To be shown both directions of the ring at the walk and trot or jog only. The order to reverse may be executed by turning either toward or away from the rail.
3. Entries will line up on command. Judges may NOT request riders to back their horses in the line-up.
4. Riders in equitation classes may not be requested to perform any tests.
5. One header per horse must be allowed during the line-up to insure safety of exhibitors. Headers must be properly attired. A plain, unmarked smock is required.
6. No tests may be requested.

**B3906 ATR/JTR/AATR WALK-TROT/WALK-JOG 11 AND OVER SECTION**

Class Requirements Open to Amateur or Junior Exhibitors 11 years old and older as of December 1st of the current competition year.

1. Division of Classes
  - a. Classes may be divided by age of exhibitor.
  - b. Separate classes for Arabians and Half/Anglo Arabians may be offered OR classes may be combined.
  - c. Pleasure or Sport Horse under Saddle classes may not be combined with Equitation classes.
  - d. Pleasure classes may be combined into a single class.
  - e. Equitation classes may be combined into a single class (Exception: Dressage Seat Equitation may not be combined with any other equitation class).
2. Classes may be offered for Western Pleasure, Hunter Pleasure, Country English Pleasure, Sport Horse Under Saddle, Western Seat Equitation, Hunter Seat Equitation Not to Jump, Saddle Seat Equitation, and Dressage Seat Equitation- B3603
3. Exhibitors who show in these Walk/Trot or Jog classes 11 and Over may NOT show in any other class at that show requiring a canter or lope, but may enter any class that does not require a canter or lope.

Part Two – Arabian, Half-Arabian, Anglo-Arabian

4. A horse that is shown in these Walk/Trot or Jog 11 and Over classes may be shown by a different exhibitor in other classes at that show or by the same exhibitor in other classes that do not require a canter or lope.
5. An exhibitor that shows in Walk/Trot or Jog 11 and Over classes may show in classes requiring a canter or lope at a later show in that show season, but, once they do so, cannot show in Walk/Trot or Jog classes for the remainder of that show season.
6. Eligibility to show in these Walk/Trot or Jog 11 and Over classes begins with each show season regardless of whether the exhibitor has previously shown in classes that require a canter or lope.
7. Headers are allowed.
8. Stallions may be shown by ladies or junior exhibitors unless prohibited in the prize list.
9. The safety of all exhibitors must be of primary consideration when adjudicating these classes. Any action by any exhibitor that endangers that exhibitor or any other exhibitor must be severely penalized and may be considered cause for being excused from the class.
10. In determining Maiden, Novice and Limit status of horses, Walk/Trot or Jog 11 and Over classes are not considered in the reckoning of status in any performance sections in the Arabian Division.

**Conduct**

1. All Walk/Trot or Jog 11 and Over classes are to be judged at the walk/trot or jog only.
  - a. No canter, lope, hand gallop, lengthening or extension of gaits shall be called.
2. Tests are optional at local, regional and national shows but, if used, tests are limited to the following:
  - a. Walk/Trot 11 & Over Hunter Seat Equitation Not to Jump, horses to be shown at the Walk, Posting Trot in both directions.
    1. Halt (4 to 6 seconds) or halt and back. When riders working collectively are asked to halt and then back, they must not be penalized if they walk forward a few steps and halt after backing.
    2. Figure eight at trot, demonstrating change of diagonals. At left diagonal, rider should be sitting the saddle when left front leg is on the ground; at right diagonal, rider should be sitting the saddle when right front leg is on the ground; when circling clockwise at a trot, rider should be on left diagonal; when circling counter clockwise, rider should be on the right diagonal.
    3. Question(s) regarding basic horsemanship, tack and equipment and conformation.
  - b. Walk/Trot 11 & Over Saddle Seat Equitation, horses to be shown at the Walk and Trot in both directions.
    1. Circle at a trot. When circling clockwise, rider should be on left diagonal; when circling counter clockwise rider should be on right diagonal.
    2. Walk or trot on a straight line on or off the rail, using the correct diagonals
    3. Change of diagonals on or off the rail. The judge must specify diagonal changes to be executed and the beginning diagonal.

Part Two – Arabian, Half-Arabian, Anglo-Arabian

4. Execute serpentine at a trot. A series of left and right half circles off imaginary line where correct diagonals must be shown.
5. Back for not more than eight steps.
6. Figure eight at trot demonstrating change of diagonals. Unless specified, it may be started either facing the center or away from the center. If started facing the center, it must be commenced from a halt.
- c. Walk/Jog 11 & Over Western Seat Equitation, horses to be shown at the Walk and Jog in both directions.
  1. Back in a straight or curved line.
  2. Walk and/or jog in a straight line, curved line, serpentine, circle or figure eight, or combination of these gaits or maneuvers.
  3. Extended jog.
- d. Walk/Trot 11 & Over Dressage Seat Equitation, riders must be judged at the medium walk and working trot (rising) in both directions. When rising trot is permitted or requested, the rider should change the diagonal when changing directions. The correct diagonal is considered to be when the rider is sitting when the outside front foot and inside hind foot are on the ground-
  1. In judging the position, seat and use of aids, judges may include the following movements and exercises as required at Training and First Level (May be ridden as a group):
    - a. Free walk
    - b. Transitions from one gait to the next in both directions
    - c. Transitions from walk to halt and vice versa
  2. If individual tests are required, in addition to the tests in 1) above, the following tests are permitted
    - a. Serpentine at the trot.
    - b. Change of direction across the diagonal, down the centerline, across the arena, and/or by making a half-circle at the walk or trot
- e. In a combined equitation seat classes, no tests are allowed.

**ARTICLE B3907 LEADLINE GENERAL RULES**

1. Open to riders who are at least two years of age and have not reached their seventh birthday as of December 1.
2. Leaders must be at least 14 years of age.
3. The safety of all competitors must be of the primary consideration when conducting the class. Any action by any exhibitor, leader or horse that endangers that competitor or leader must be penalized and will be considered as cause for elimination.
4. Safety is of the utmost importance in tack and attire.
  - a) Saddle must fit rider.
  - b) Rider's feet must be engaged in the stirrups/irons.
  - c) Leading rein must be attached to a cavesson or a halter placed under or over the bridle.
  - d) Rider must wear properly fitting approved protective headgear.
  - e) Boots are required.
5. There shall be only one rider on each horse entered.
6. Stallions are prohibited.

*Part Two – Arabian, Half-Arabian, Anglo-Arabian*

7. Similar awards should be presented to all exhibitors. Not placed.

**Class Conduct**

1. Competitors to enter the ring in a counter-clockwise direction at a walk.
2. Leaders are to walk on the near side of the horse.
3. To be shown both directions of the ring at the walk.
4. Entries shall line up on command and stand quietly.  
Appointments and recommended attire for a pleasure type class – select from Arabian division rules for: Western, Country, English, or Hunter Pleasure; Show Hack, Native Costume or Ladies Side Saddle type respectively.

## **CHAPTER 40 MISCELLANEOUS**

### **ARTICLE B4001 VERSATILE HORSES**

To be shown in three events; two of which must be chosen from the following: Pleasure Driving horse; English Pleasure horse; Western Pleasure horse. The third event to be at the option of the Show Committee and chosen from any other events listed in the Performance Section under the Arabian Horse Division. Changes of equipment, both horse and rider, to be made in the ring. Each of these phases shall count equally. Prize list must specify the three events making up this class and also specify whether or not the rider and driver must be the same individual.

### **ARTICLE B4002 PAIRS ENGLISH OR WESTERN**

To be shown at a walk, trot or jog-trot and canter or lope. To be judged on uniformity as a pair, performance, quality and manners. Combined ownership permitted. Post entries permitted.

## **CHAPTER 41**

### **HALF-ARABIANS AND ANGLO-ARABIANS**

#### **ARTICLE B4101 GENERAL**

1. Half-Arabians and Anglo-Arabians may be shown with Purebred Arabians only in Gymkhana, Equitation walk/trot and Dressage events. Any class where the prize list permits Half/Anglo-Arabians to be shown together with Purebreds will not count towards EC awards or AHA programs or eligibility.

**Exception:** Gymkhana, Equitation and Dressage events.

2. The same rules apply as in Chapter 13 for exhibiting, time-out, shoeing regulations, etc. EXCEPT MAXIMUM LENGTH OF TOE IS 5 INCHES FOR HALF-ARABIANS AND ANGLO-ARABIANS. This applies to Half-Arabian and Anglo-Arabian classes as well as Equitation, Dressage and Gymkhana.

#### **ARTICLE B4102 HALF-ARABIAN, ANGLO ARABIAN REGISTRY**

The following classes of foals are eligible for registration: Sire or Dam must be registered purebred Arabian, registered either with the Canadian registry Horse Registry of American, Inc. Half-Arabians, to enter recognized shows, must be registered with the Canadian Partbred Arabian Register or the Arabian Horse Association in the Half-Arabian Registry. Weanlings must be eligible for registration and registration applied for and must be entered under their full registered name.

#### **ARTICLE B4103 REGISTRATION REQUIREMENTS FOR ANGLO-ARABIANS**

Foals be registered in this Division and shall be:

1. Foals by Registered Arabian Stallions and out of Registered Thoroughbred mares.
2. Foals by Registered Thoroughbred Stallions out of Registered Arabian mares.
3. Foals by Registered Thoroughbred or Registered Arabian Stallions out of Registered Anglo-Arabian mares.
4. Foals by Registered Anglo-Arabian Stallions out of Registered Anglo-Arabian mares, Registered Thoroughbred mares or Registered Arabian mares. Providing however, that such foals be not more than three-quarters and not less than one-quarter Arabian blood.

#### **ARTICLE B4104 DESCRIPTION**

1. The Half-Arabian may be of any size. and may show characteristics of any other breed. The Anglo-Arabian should typify the best of both thoroughbred and Arabian breeds, have good stamina, superior balance and conformation, be of good size, with an amenable temperament, marked intelligence and great refinement. These are the characteristics that make this breed suitable to become Hacks, Hunters and Dressage horses.
2. The head should be attractive with an eye that reflects a good disposition and character: withers well defined coupled with a strong back that will easily carry and hold a saddle; shoulders and pasterns sloping and conducive to a free, light springy gait and long stride; feet sound, strong and well conformed. True and straight forward action, winging and paddling to be penalized.
3. The tail carriage is preferably high. Half-Arabian: long manes and tails are not required but unbraided mane is mandatory EXCEPT with Half-Arabian Hunter

### Part Two – Arabian, Half-Arabian, Anglo-Arabian

types with a mane shortened and pulled showing under hunter tack, when it is permitted to carry a braided mane when exhibiting at Arabian Shows, also in Hunter, Jumper and Show Hack classes. Roached mane permitted in Cutting Horse classes only.

4. Half-Arabians/Anglo Arabians can wear a 5 inch toe. See Chapter 13 concerning artificial appliances and shoeing regulations.
5. HA/AA Stallions may show in any HA/AA class (in-hand and performance) and may also show in A/HA/AA classes when Arabians and Half-Arabian/Anglo-Arabians compete together (Dressage and Equitation).

#### **ARTICLE B4105 BREEDING/IN HAND CLASSES**

1. Half-Arabian and Anglo-Arabian Breeding/In hand classes may be divided at the discretion of competition management into Stock/Hunter or Saddle/Pleasure type. A Half-Arabian/Anglo-Arabian entered in the split in-hand sections of stock-hunter or saddle-pleasure at a competition is not eligible to cross enter into classes of the other group at that competition.

The two groups shall consist of:

- i. the Stock-Hunter In-Hand division shall include the following classes: Western Pleasure, Working Western classes, Western Sidesaddle, Hunter Pleasure and Working Hunter classes.
  - ii. the Saddle-Pleasure In-Hand division shall include the following classes: English Pleasure, Country English Pleasure, Park, all Driving classes and Show Hack. Exception: Horses entered in Carriage Pleasure Driving classes or Sport Horse classes may enter in Group #1 or Group #2 but may not enter in both groups at the same competition.
2. In Half-Arabian Get of Sire and Produce of Dam classes, entries shall be made in the name of the registered Arabian, Anglo-Arabian parent only.
  3. Half/Anglo Arabian Sport Horse Breeding/In Hand to be shown in accordance with Chapter 24. Stallions 2 years and over classes are recognized. Stallions may compete in Sport Horse performance in hand classes for half/Anglo Arabian horses.
  4. HA/AA stallions must not enter classes offered for geldings (Exception: HA/AA Stallions may enter classes for HA/AA Halter geldings only if no stallion class is offered and the horse is a yearling or younger..

#### **ARTICLE B4106 PERFORMANCE CLASSES**

Half-Arabians and Anglo-Arabians are to be shown in accordance with the same class specifications and under the same rules as in Chapter 15.

## **CHAPTER 42 OFFICIALS**

### **ARTICLE B4201 JUDGES**

EC Judges must be selected from the current EC Official's Roster. For AHA approved Arabian Shows, Arabian Judges must be selected from the AHA Recognized Arabian Judge's Directory, with the exception of hunter, jumper, dressage, working cow, reined cow, trail, reining, sport horse and carriage pleasure driving where Judges ~~licensed~~licensed in these divisions are permitted.

### **ARTICLE B4202 STEWARDS**

Stewards are mandatory at AHA sanctioned ~~bronze and~~ silver competitions and must be members of Arabian Horse Association. AHA One Day/Value ~~Shows shows and Bronze shows~~ are exempt.

### **ARTICLE B4203 GENERAL RULES**

1. All EC ~~licensed~~licensed Arabian judges are permitted to officiate at any competition which is not ~~licensed~~licensed by the Equestrian Canada.
2. A Judge ~~licensed~~licensed in the Arabian Horse Division may judge all classes restricted to entries of the Arabian Breed even though he may not be ~~licensed~~licensed in the Divisions for all types of classes offered.
3. In competitions restricted to entries of one Breed (i.e. Arabian) a Judge ~~licensed~~licensed in a specific division (i.e. Jumper or Dressage) may officiate in that section only, at that competition in which she/he is ~~licensed~~licensed.
4. The Arabian Horse Division requires Arabian officials to officiate in one recognized competition within three years after obtaining a licence or for any three year period thereafter to apply for reinstatement.
5. The Arabian Horse Division may require testing from time to time.

### **ARTICLE B4204 ARABIAN GUEST CARDS**

1. The issuance of Guest cards in the Arabian Horse Division must be approved by the Breed Sport Committee. Competitions requesting such a Guest card shall make application to the Provincial/Territorial Sport Organization.
2. Guest cards will be issued for any ~~licensed~~licensed USEF Registered ("R") Arabian judge.
3. Guest cards will be issued for any ~~licensed~~licensed EC Recorded ("r") Arabian judge.
4. Guest cards will be issued to ~~licensed~~licensed USEF Recorded ("r") Arabian judges, provided such judges are recognized Arabian judges with the Arabian Horse Association and appear in the annual AHA Judge's Directory, and Guest card approval must be given by EC Breed Sport Committee.
5. Guest cards may be issued from time to time, to ~~licensed~~licensed EC or USEF judges not carded in the Arabian Horse Division, however such Guest card approval must be given by the Breed Sport Council.
6. NO GUEST CARDS WILL BE ISSUED TO ANYONE WHO IS NOT A ~~LICENCED-LICENSED~~ EC, USEF OR FOREIGN JUDGE AT ANY TIME

### **ARTICLE B4205 LEARNER OR RECORDED ARABIAN JUDGES**

1. Only one learner or recorded judge is permitted in the ring at any one time acting

Part Two – Arabian, Half-Arabian, Anglo-Arabian

in that capacity while accompanying a senior judge.

2. It is the learner or recorded judge's responsibility to contact competition management for permission to act in that capacity, and also to obtain consent from the senior judge(s) with whom she/he will be working.
3. Learner or recorded judges have no authority whatsoever in the show ring or as to the merits of the competitors.

**ARTICLE B4206 ARABIAN JUDGES' CLINICS**

1. Any person or group may organize an EC Arabian Judges' clinic with the approval of the EC Breed Sport Committee.
2. Applications for clinic approval must be made in writing to the Competitions & Officials Coordinator at EC. Applications should be sent at least three months prior to clinic date with the following details:
  - Date and location
  - Clinician
  - Agenda and duration
  - Cost to competitor
  - Contact information of organizer

Approval will be granted by the EC Breed Sport Committee.

3. It is mandatory that notice of all officials' clinics is sent to all applicable officials and/or that a notice be placed in the EC newsletter and the Canadian Arabian Horse News magazine to provide sufficient notice to officials of these clinics.
4. Persons organizing the clinic are responsible for providing the names, addresses, phone numbers and EC membership numbers (if available) of those actually attending on the day to the EC Competitions & Officials Coordinator within one week of the clinic. Persons registering prior to the clinic and not attending will not receive credit for attendance.
5. The clinician MUST be a current EC Senior ("S") or Senior National ("S") Arabian Judge, or an USEF Registered ("R") Arabian Judge. If the clinic includes topics such as Reining or Dressage, etc., it is permissible to use a Senior Official/Judge in that discipline only, but not for the Arabian portions.
6. The clinic is open to anyone who wishes to attend, not just Judges, unless there is a segment restricted to Judges only.
7. The clinic must be a minimum of four hours.
8. Recognized AHA (Arabian Horse Association) Arabian Judges must maintain their status with the AHA. EC Arabian Judges who are not recognized AHA Arabian Judges must maintain clinic requirements as determined by the EC Breed Sport Committee.

**PART THREE  
CANADIAN SPORT HORSE DIVISION**

**CHAPTER 43  
CANADIAN SPORT HORSE DIVISION**

**ARTICLE B4301 REGISTRATION**

Horses shown in this Division must have certificates of identification with the Canadian Sport Horse Association – CSHA, and owners to be current members of the Canadian Sport Horse Association (CSHA).

**ARTICLE B4302 TYPE AND CONFORMATION**

A Canadian Sport Horse is to be approximately 16.0 hands or over; in the case of young stock, to have sufficient size to finish at this height; in the case of brood-mares, to have the proven ability to produce foals of this height. The horse should be of substance with a well-defined head and throat with large eyes expressing intelligence and good character. The shoulder should be long and sloping with good width through the chest and depth in the girth. The hindquarters should be well-rounded providing balance and impulsion in the movement. The withers should be well defined with a smooth, pleasing top-line. Cannon bones should be relatively short with sufficient substance and a correct angle in the pasterns. Hocks should be strong and clean. Feet should be of adequate size and well-shaped for maximum balance. Entries to be judged on impulsion and correctness of movement, size, conformation, quality, substance, soundness and suitability to become, or apparent ability to beget or produce sport horses.

**ARTICLE B4303 JUDGES**

Wherever possible judges will be selected who have demonstrated expertise in judging and/or showing in Dressage and/or Jumper and/or Combined Training and/or Hunter and who are acknowledged and respected for their competence and experience in the Sport Horse breeding industry.

**ARTICLE B4304 IN-HAND CLASSES**

1. Entries in hand are to be judged at a walk and at the trot and standing individually. Horses must be shown in appropriate bridle with the exception of foals that may be shown in an appropriate halter.
2. Horses to be assessed for quality, substance, soundness and movement and judged 50% on conformation/type and 50% on movement. Unsoundness as a result of injury in the case of Broodmares, Yeld Mares and Stallions, may be overlooked at the discretion of the Judge.

**ARTICLE B4305 RECOMMENDED CLASSES**

1. Eligibility:
  - a) Foals, yearlings, two and three year old colts, geldings or fillies having Canadian Sport Horse identification papers Both sire and dam must be approved as breeding stock with CSHA. A copy of the papers must accompany the entry. In the case of weanlings with registration pending, a letter from the CSHA National office must accompany entry.
  - b) Yeld Mares, four years of age or over, which hold a Canadian Sport Horse

### Part Three –Canadian Sport Horse

certificate of identification and which have been approved for breeding purposes.

- c) Broodmares, four years of age or older, which hold a Canadian Sport Horse certificate of identification and which have been approved for breeding purposes; and which have raised a foal in the current year.
  - d) Stallions, four years of age or older, who hold a Canadian Sport Horse certificate of identification and have been inspected and approved as breeding stock; and are currently ~~liceneed~~licensed by the Canadian Sport Horse Association.
  - e) Stallions, four years of age or older other than registered Canadian Sport Horses that have been accepted as breeding stock and hold a Certificate of Identification with Breeding Approval or a Certificate of Breeding Approval and are currently ~~liceneed~~licensed by the Canadian Sport Horse Association.
2. Suggested Classes:
- a) Yeld Mare
  - b) Broodmare (foal not to be judged)
  - c) Colt Foal
  - d) Filly Foal
  - e) Yearling Colt or Gelding
  - f) Yearling Filly
  - g) Two-Year Old Colt or Gelding
  - h) Two-Year Old Filly
  - i) Three-Year Old Colt or Gelding
  - j) Three-Year Old Filly
  - k) Stallions other than CSHA registered
  - l) Canadian Sport Horse stallion
  - m) Get of sire (2 or 3 offspring from one sire)
  - n) Progeny of dam (2 offspring from one dam)
3. If sufficient entries are not received in any age and/or sex category, classes may be combined at the discretion of the Show Committee; or in the case of large foal classes, these can be split according to age, i.e. Foals born on or before March 31st and foals born on or after April 1.

### **ARTICLE B4306 RING PROCEDURE**

- 1. In line classes, only one handler per animal will be permitted. Only crops, not exceeding 30" (76.2 cm) in length will be allowed. No ring toys will be allowed, i.e. puffers, lighters, etc.
- 2. There is to be no dialogue between the Judge and the Handler or any other person permitted in the ring unless specifically initiated by the Judge.
- 3. Horses to be unmedicated at time of showing as per Article A1003, Permitted Medications.
- 4. Unruly horses may be excused from the ring at the request of the Judge.
- 5. Horse to be shown in an appropriate bridle with the exception of foals that may be shown in an appropriate halter.
- 6. Handlers to be neatly and conservatively attired.
- 7. Available ribbons may not necessarily be awarded if entries do not warrant them in the opinion of the Judge.
- 8. Horses must enter the ring and parade at a walk at the discretion of the steward and judge.

**ARTICLE B4307 PERFORMANCE CLASSES**

Eligibility: Horses three years of age or over which hold a Canadian Sport Horse certificate of identification.

1. CANADIAN SPORT HORSE PERFORMANCE DIVISION SPECIAL HUNTER. Open to horses of any age that have not shown in a Division at a Recognized Horse Show requiring them to jump 3'6" (1.06 m) (Equitation and Hack classes not to count). Fences 3' (0.91 m).
  - a) Model (points to count 50% toward championship)
  - b) Conformation Hunter Over Fences (conformation to count 50%, performance 50%)
  - c) Working Hunter Over Fences
  - d) Conformation Hunter Stake (conformation to count 50%, performance 50%)
  - e) Conformation Hunter Under Saddle (conformation to count 50%, performance 50%)
2. CANADIAN SPORT HORSE PERFORMANCE DIVISION REGULAR HUNTER. Open to horses of any age. Fences not to exceed 3'6" (1.06 m).
  - a) Model (points to count 50% toward championship)
  - b) Conformation Hunter Over Fences (conformation to count 50%, performance 50%)
  - c) Working Hunter Over Fences
  - d) Conformation Hunter Stake (conformation to count 50%, performance 50%)
  - e) Conformation Hunter Under Saddle (conformation to count 50%, performance 50%)
3. GREEN JUMPER DIVISION. Open to horses registered with the CSHA who have not shown in a Recognized Jumper Division prior to January 1st of the current year. This division is intended for the inexperienced horse as an introduction to the Jumper Division. Maximum height 3' 6" (1.06 m), in the first round. Jump offs to 4' (1.21 m). Maximum spreads to 4' (1.21 m). a) Class 1 Table A b) Class 2 Table A c) Class 3 Table A.
4. DRESSAGE COMPETITIONS.
  - a) Basic Level: Basic I, Basic II, Basic III, Basic IV Grades. Basic grades may be divided into two divisions: A and B. No show is required to offer both divisions but may do so if the entries warrant it.
  - b) DIVISION A: Open to any horse registered with the CSHA in its first year of showing in the grade in which it is entered; also open to horses which have not received 50% or over of the total marks in any class in the grade in which they are entered.
  - c) DIVISION B: Open to all other horses registered with the CSHA, except those that have placed in classes of Medium 2 standard or higher. Dressage tests of Combined Events do not count towards a horse's standing in the Dressage Division.
  - d) AWARDS: Points from the above Line, Hunter, Jumper and Dressage divisions to be accumulated toward year end EC Provincial/Territorial Awards.

## **PART FOUR CANADIAN WARBLOOD**

### **CHAPTER 44 CANADIAN WARBLOOD HORSE COMPETITIONS**

#### **ARTICLE B4401 REGISTRATION AND ELIGIBILITY**

1. Horses shown in this division must be registered with or in the case of Trakehner and Selle Francais horses, approved by the Canadian Warmblood Horse Breeders Association (CWHBA) or one of the following warmblood registries recognized by Agriculture Canada:
  - a) Baden-Wurtemberg
  - b) Dutch Warmblood
  - c) Hanoverian
  - d) Hessen
  - e) Holstein
  - f) Oldenburg
  - g) Rheinland
  - h) Rheinland-Pfalz-Saar
  - i) Swiss Warmblood
  - j) Swedish Warmblood
  - k) Danish Warmblood
  - l) Westfalian
  - m) American Hanoverian
  - n) Belgian Warmblood
  - o) Wielkopolski (Polish Trakehner)

#### **ARTICLE B4402 TYPE AND CONFORMATION**

Type and conformation are important to the extent that they affect the horse's apparent athletic ability, rideability and suitability to Olympic and related equestrian sports. Obvious conformation flaws will be penalized at the discretion of the Judge.

#### **ARTICLE B4403 JUDGES**

1. Judges must be proficient in assessing the suitability of a horse for competition in Olympic and related equestrian sports.
2. Persons requesting recognition as CWHBA judges should apply to the CWHBA through the EC Manager, Breed Sports.
3. The recognition of all judges will be made by the CWHBA and will be subject to the CWHBA judges' criteria which may be obtained from the EC Manager, Breed Sports.
4. Any senior EC Judge ~~licensed~~licensed to judge at Dressage, Hunter and/or Jumper competitions is eligible to judge CWHBA classes. Application for approval of these judges must follow the rules set out in the Rules of Equestrian Canada, General Regulations, Section A, Chapter 13, Officials.
5. All recognized competitions, including national, provincial, territorial circuit and primary competitions, wishing to use judges who are not Senior EC Judges ~~licensed~~licensed to judge at Dressage and/or Hunter and Jumper competitions must apply for a guest card. Such application must be made on the EC Guest Card Application Form and be sent to the PTSO with the applicable fee for

forwarding to EC.

#### **ARTICLE B4404 MATERIAL CLASSES**

1. Classes.
  - a) Limited to three year old horses
  - b) Limited to four year old horses
2. Class Routine. Horses to enter the ring at a walk in a clockwise direction at the discretion of the ring master. To be shown both directions in the ring at a walk, trot and canter. Horses will not be asked to gallop.
3. Judging. 40% conformation; 60% gaits; to be judged on quality, substance, soundness, rideability and suitability to Olympic and related equestrian sports; available ribbons may not necessarily be awarded if the entries do not warrant them in the opinion of the judge.

#### **ARTICLE B4405 MATERIAL JUMPER CLASSES**

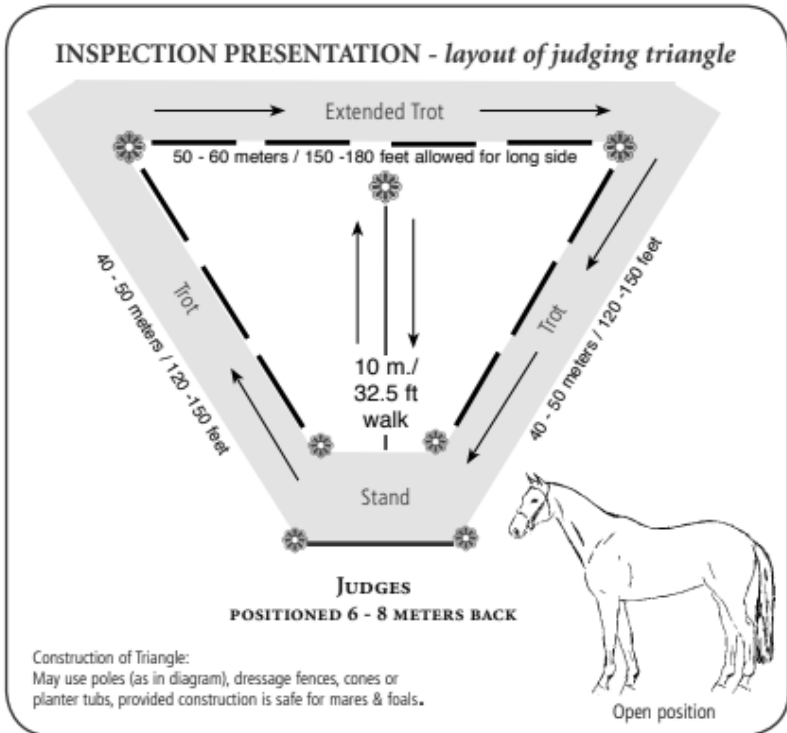
1. Classes.
  - a) limited to four year old horse
  - b) limited to five and six year old horses
2. Class Specifications. One round; no jump off

	Max. Height	Max. spreads	Speed
4 yr olds	1.0 m	1.1 m	325 mpm
5-6 yr olds	1.1 m	1.3 m	350 mpm
3. Judging. Horses to be judged on their jumping technique, balance, athletic ability, ride-ability and apparent suitability for future success in the jumper division. Judge's scores shall reflect their evaluation of the horses potential. Judge may disregard errors which in their opinion are "green" errors and are not relevant to the overall potential of the horse. Faults converted to points for 50% of score; Style to count for 50%.

#### **ARTICLE B4406 IN-HAND CLASSES**

1. Presentation. DRESS: Handlers to be attired in appropriate neat attire; handlers in CWHBA organized competitions are required to wear a green top and black pants. HANDLERS: Handler may be assisted by a second person with a whip during the trotting lap of the triangle. HORSE: Horses must be appropriately groomed, in show condition and, at the option of the show management, braided. TACK: Horses to be shown in snaffle bridle with the exception of foals which may be shown in an appropriate halter. WHIPS: Crops are not permitted for the primary handlers but the second person who is assisting during the trotting lap may carry a longing whip.
2. Class Routine. Entries in hand are to be judged initially for conformation, breed and sex type while standing individually at the base of the triangle and at a walk which proceeds away from the judges for ten metres and returns to the judges to stand once more. They will then be asked to trot on the triangle showing a free, extended trot. When a number of horses have been judged at the trot, they are assembled in a large circle and judged at a walk. At both the walk and trot, horses should be given the opportunity to move as freely as possible.

#### **INSPECTION PRESENTATION DIAGRAM**



3. Judging. Entries will be judged according to their breed and sex type, conformation, correctness of gaits, swing and elasticity of gaits, walk, general impression and development with scores based upon the Canadian Warmblood Horse Breeders Association evaluation form. In the case of broodmares and stallions conformation flaws and blemishes derived from an injury which will not affect breeding soundness may be overlooked at the discretion of the Judge.
4. Suggested Classes. These classes may be held as separate or combined classes and entries may be restricted to one or more designated stud book level.

**NOTE:** In family classes, entries do not necessarily need to be owned by the same person.

- a) Colt Foal
- b) Filly Foal
- c) Yearling Colt or Gelding
- d) Yearling Filly
- e) Two-Year Old Colt or Gelding f) Two-Year Old Filly
- g) Three-Year Old Colt or Gelding
- h) Mares, three and four years old
- i) Mares, five, six and seven years old
- j) Mares, aged, eight years and over
- k) Stallion, ~~license~~licensed and/or approved
- l) Family Classes
  - (i) Mother and two daughters
  - (ii) Grandmother, mother and daughter

#### Part Four – Canadian Warmblood

- (iii) Three fillies from same mother
- (iv) Get of Sire, 3 offspring, one of which must be a yearling or foal.
- m) Champion Female
- n) Champion Male

#### **ARTICLE B4407 FEI CHAMPIONSHIPS FOR YOUNG HORSES**

These classes shall be run in accordance with the applicable and current FEI rules governing jumping events, 21st Edition, and all subsequent corrections and/or amendments by the FEI. These rules are those used at the World Breeding Federation Young Horse Championships. See also Rules of Equestrian Canada, Section G, Hunter, Jumper.

1. Classes should be offered for five, six and seven year old jumpers with at least two preliminary/qualifying rounds and one final for each age group.
2. A preliminary class and grand prix may be held for jumping sires aged eight and over.
3. Class Specifications:

Competition	Age	FEI Rules	Jump Off	Max. Height
Qualifier 1	5	238.1A1		1.2 m
Qualifier 2	5	248.2.3		1.25 m
Final	5	284.2.3		1.3 m
Qualifier 1	6	284.2.3		1.3 m
Qualifier 2	6	284.3AM5	1	1.3 m
Final	6	238.3AM5	1	1.3 m
Qualifier 1	7	284.2.3		1.4 m
Qualifier 2	7	238.3AM5	1	1.4 m
Final	7	238.3AM5	1	1.4 m
Preliminary	8+	284.2.3		1.4 m
Grand Prix	8+	283.2 / 3.1	1	1.45 m

#### **ARTICLE B4408 AWARDS**

Horses will accumulate points at CWHBA classes towards EC National awards. CWHBA will provide a breeder's award.

#### **ARTICLE B4409 FUTURE ELIGIBILITY**

1. Eligibility of horses entering pre-green and green hunter classes will be governed by CEF hunter rules. See Section G, Hunter and Jumper Rules in general, Pre-Green Hunter and Green Hunter rules in particular.
2. Horses that have competed in CWHBA Division Material Jumper Classes described in Article H4405 will be eligible to compete in all Preliminary Jumper classes and moneys won in CWHBA classes will not count towards preliminary jumper status.

**PART FIVE  
Hackney Division**

**CHAPTER 45  
GENERAL**

**ARTICLE B4501 REGISTRATION**

1. Entries must be registered with either the Canadian or American or other Hackney Societies and must be entered under the full registered name by owner of record or lessee of record. Hackneys owned by Canadian residents must be registered with the Canadian Live Stock Records Corporation.
2. Owners, trainers and competitors in the Hackney division must be current members in good standing with the Canadian Hackney Society.
3. Lessees are considered owners in connection with these membership requirements.

**ARTICLE B4502 HEIGHT**

For horse competition purposes the minimum height of Hackney Horses shall be over 14.2 hands; for Hackney Ponies the maximum height shall be 14.2 hands.

**ARTICLE B4503 BREEDING CLASSES**

Open to stallions and mares of various ages, registered with the Canadian or American or other Hackney Societies, to be shown in hand at a walk and trot. Two-year old stallions may be shown in tack; stallions over two years old must be. A spoon crupper is optional. Conformation, type, quality and finish shall count 50% for one-year-olds and over, 60% for weanlings. Performance, manners, disposition and way of going shall count 50% for one-year-olds and over, 40% for weanlings. Separate classes for stallions and mares, two years and over are recommended.

## **CHAPTER 46 SHOWING**

### **ARTICLE B4601**

Hackney Horses and Ponies must be exhibited with a braided mane or the appearance of a braided mane (artificial braids accepted) and a short or docked tail or the appearance of a short docked tail, a Hackney Horse with a natural tail is also acceptable. Entries are to be exhibited to a viceroy or other appropriate 4-wheeled vehicle, except in Ladies Phaeton and Gig classes where manes shall be natural and unbraided or appear natural and unbraided (false manes accepted). Over-checks are not permitted and entries shall be shown without artificial appliances (i.e. wired ears and leg bandages). Inconspicuously applied hair in mane or tail and a tail brace are accepted. The use of chains or rollers as action devices on the competition grounds during or before a competition is prohibited.

### **ARTICLE B4602**

Harness Ponies are to be shown with a long mane and tail and are to be exhibited to a viceroy or other appropriate 4-wheeled vehicle. Over-checks are not permitted and entries shall be shown without artificial appliances (i.e. wired ears & leg bandages) except inconspicuously applied hair in mane or tail and a tail brace. The use of chains or rollers as action devices on the competition grounds during or before a competition is prohibited.

### **ARTICLE B4603**

1. Excessive Speed is neither required nor expected. The term “Drive On” is never to be used in regard to Hackneys. “Park Pace” and “Show Your Horse or Pony” will be commands given.
2. Entries shall be worked both ways of the ring at all gaits required as directed by the judge. In a workout the judge is not required to request all gaits but all ponies or horses chosen for a workout must be worked both ways of the ring at any gait requested. It is recommended that a second workout be required if there are ten or more entries in a class. Only one attendant, without whip, is allowed in the ring during any class to head a pony or horse. Ponies or horses may be unchecked while lined up. In Ladies, Junior Exhibitors, Amateurs, and Owners classes, the attendant may stand an entry on its feet and thereafter he/she shall remain at least two paces distant from the head and ponies or horses shall remain checked up except during a workout. All awards must be made from the lined up position and entries must not be asked to retire to the end of the ring but rather the winners are to be called out from the line and presented their award individually.
3. Inconspicuously applied finger loops are permitted on the reins in all classes.

### **ARTICLE B4604 HARNESS**

(NOTE... A simple harness description will be included in the future.)

### **ARTICLE B4605 JUDGING**

The animals shall be judged on the following:

1. The action must be fine, the leg raised and flow forward in an arch to cover the ground, not just raised up and back to the elbow. The legs must go in a two-beat

### Part Five –Hackney

action and be straight and true. The animal's head carriage must be at a comfortable position, raised and flexed at the poll.

2. Entrants should have good manners and are judged on performance and conformation.
3. Cleanliness of the horse or pony, harness, viceroy and smartness of the driver are all essential.
4. All entrants may carry a Holly (or similar) type whip, and may wear an apron and gloves. Gentlemen are required to wear hats and ladies may, if they wish, wear a hat before 5 p.m. but never after.

### **ARTICLE B4606 CROWD PARTICIPATION**

Show management shall instruct the show announcer that crowd participation is to be encouraged by seeking out their favorite horse or pony and audibly and actively cheering and applauding. It is further recommended that show management provide suitable musical accompaniment that may from time to time be recommended by the Canadian Hackney Society.

### **ARTICLE B4607 AMATEUR STATUS**

1. A person is an amateur for all competitions conducted under Chapter 46, Rules for Showing, who has reached his/her eighteenth birthday as of January 1st of the current year and has not engaged in any activity which would make him/her a professional. Every person who competes in a class for amateurs under the Canadian Hackney Society Rules must possess a current Amateur Card issued by the Canadian Hackney Society. Amateur certification will be issued only upon receipt of an application properly signed and endorsed by two senior members of the Canadian Hackney Society in good standing and who are not members of the applicant's family. Applications for an amateur card are available from the Secretary of the Canadian Hackney Society. Amateurs must be a member in good standing of the Canadian Hackney Society.
2. If such person violates or does not comply with (a) above, he/she shall not be eligible to compete in such classes and shall not be entitled to an award in such classes and shall be deemed guilty of a violation.
3. In the event that a person is found to be a professional as a result of a protest or charge made in connection with a show, all awards won by such person at such show and subsequent shows shall be forfeited and returned to the show and the person shall be subject to further disciplinary action. The holding of an amateur card does not preclude the question of amateur standing being raised by a protest or charge.
4. Any person whose application for an amateur card or its renewal, which has been denied by the Canadian Hackney Society, may request a hearing by the Hearing Committee of the Canadian Hackney Society. Said request must be in writing and mailed to the Secretary of the Canadian Hackney Society within ten days from receipt of the decision sought to be reviewed, and accompanied by \$100 cash or certified cheque, which shall be refunded pending the successful outcome of the hearing. Said hearing shall be after ten days' notice to all parties concerned. The notice shall contain a brief statement of the facts reporting the position of the Canadian Hackney Society and shall specify the time and place at which the hearing is to be held. The person requesting said hearing may attend and bring witnesses, sworn statements or other evidence on his/her behalf. Upon the written request of a representative of the Society or of the person requesting

### Part Five – Hackney

the hearing, there shall be furnished before said hearing any evidence to be introduced, the names of witnesses and the substance of their testimony. Protests or charges brought in connection with a person's amateur when challenged, such challenge is subject to EC rules regarding official complaints. See Chapter 12 – General Dispute Resolution and Protests at EC-sanctioned Competitions.

#### **ARTICLE B4608 DEFINITION OF A PROFESSIONAL**

A person becomes a professional for horse show purposes, if he/she engages in any of the following activities after his/her 18th birthday as of January 1st of the current year:

1. Accepts remuneration for riding, driving, showing in halter, training, schooling, conducting clinics or seminars.
2. Accepts remuneration for giving instructions in equitation or horse training (persons acting as counselors at summer camps who are not hired in the exclusive capacity of a riding instructor are excluded).
3. Accepts remuneration for employment in other capacity (i.e. Secretary, book-keeper) and rides, drives, shows in halter, trains or schools horses or gives instructions when his/her employer or a member of the family of said employer owns, boards or trains said horses.
4. Accepts remuneration for the use of his/her name, photograph or other form of personal association as a horseman in connection with any advertisement or article to be sold.
5. Accepts prize money in Equitation or Showmanship classes.
6. Rides, drives or shows in halter in competitions any horse for which he/she or a member of his/her family accepts remuneration for boarding or training.
7. Gives instruction to any person or rides, drives or shows in halter in horse shows, any horse for which activity another person in his/her family or corporation which a member of his/her family controls, will receive remuneration.

#### **ARTICLE B4609**

The following activities shall not affect the amateur status of a person who is otherwise qualified:

1. The writing of books or articles pertaining to horses.
2. Accepting reimbursement for expenses without profit.
3. Accepting a small token of appreciation, other than money, for riding, driving or showing halter.

**NOTE:** horse board, prize money, partial support or objects of more than \$300 are considered remuneration not small tokens of appreciation.

4. Accepting remuneration for judging or stewarding.
5. Having the occupation of veterinarian, groom or farrier, or owning a tack shop, breeding or boarding stable in itself, does not affect the amateur status of a person who is otherwise qualified.

#### **ARTICLE B4610 CHANGE OF STATUS**

1. A professional continues to be such until he/she has received amateur status by a vote of the Hearing Committee. Any person who has been a professional and who desires to be reclassified as an amateur on the grounds that he/she no longer engages in the activities which made him/her a professional, must so notify the Canadian Hackney Society in writing. The applicant then must wait a period of

### Part Five –Hackney

one year from the date of his/her reapplication for amateur status to be acknowledged by the Canadian Hackney Society.

2. After this time period has elapsed, the person must submit to the Hearing Committee an amateur application supported by two or more notarized letters from Canadian Hackney Society members, outlining the applicants activities for said time period and testifying that the applicant has not engaged in any activities which would make him/her a professional as outlined above during the interim time period. The burden of proving amateur status is on the applicant. The committee which considers the application may call for and/or consider any and all further evidence and facts which it deems pertinent. The decision of the Hearing Committee on the application shall be final.
3. Any person who under these rules is a professional and shall knowingly falsely represent him/herself to be an amateur in order to ride or drive in amateur classes and any person who violates any of the provisions of this rule shall be subject to disciplinary action. An competitor who engages a person to ride or drive or show in halter in an amateur class and then remunerates such person above and beyond the extent to which such amateur is entitled as above provided, shall be subject to disciplinary action by the Canadian Hackney Society.
4. A person who signs an amateur application as outlined in Article H4607 must know the applicant and be certain that all statements are true as he/she is also subject to disciplinary action.

### **ARTICLE B4611 JUNIOR COMPETITOR**

1. To be exhibited by a Junior under 18 years of age as of January 1st of the current year. Open to registered Hackneys, mares or geldings, suitable to be driven by a junior. Competitor or a member of his/her immediate family must be a member of the Canadian Hackney Society.
2. If there is no Junior Competitor Class provided in a division then the Junior Competitor may show Amateur, (i.e. if there is no Junior Competitor Roadster Pony class, the junior may then enter and show in the Amateur Roadster Pony Class).
3. In all children's classes, a birth certificate for the child must be produced when called for by a Competition Official. In lieu of a birth certificate, a legally binding statement may be taken by the Competition Management.
4. Canadian Hackney Society Junior Competitor Divisions:
  - a) Canadian Hackney Society Junior Driver: To be shown to a suitable 4-wheeled vehicle. To have long mane and tail or with a braided mane or the appearance of a braided mane (artificial braids accepted) and a short or docked tail or the appearance of a short docked tail. To be judged on manners, quality and performance of the animal and driver's ability; 50% for the driver's ability and 50% for the suitability of the animal. Headers are permitted, but are not to handle the pony. Competitor or a member of his/her immediate family must be a member of the Canadian Hackney Society.
  - b) Canadian Hackney Society Junior Showmanship: To be shown in a suitable line bridle. To have long mane and tail or with a braided mane or the appearance of a braided mane (artificial braids accepted) and a short or docked tail or the appearance of a short docked tail. To be shown at the walk and/or trot both ways of the ring. It is preferred that the competitor

### Part Five –Hackney

keep the pony or horse between themselves and the boards while walking or trotting. In the line up the competitor is to keep the pony or horse between themselves and the judge at all times. It is preferred that the Junior Competitor keep two hands on the lines while walking or trotting the horse or pony. Use of crop or whip is preferred as is wearing gloves. To be judged on manners, quality and performance of the animal and exhibitor's ability; 75% for the exhibitor's ability and 25% for the overall presentation of the entry. Suitable competitor attire includes: dress shirt, dress pants and dark colored shoes, gentlemen should wear a tie. Tailers are NOT permitted in this class.

- c) Canadian Hackney Society Junior Competitor Pleasure Driving: switches or artificial tails may be added. Must have appearance of natural mane. Appointments include: fine harness, low crupper, side check or overcheck, snaffle, martingale optional, no braids. Check is mandatory. Must be shown to an appropriate vehicle, either a two-wheeled basket type jogging cart or road bike with basket. Only one attendant is allowed in the ring during any class to head a pony or horse. The attendant may stand the entry on his feet and thereafter he/she shall remain two paces distant from the head and ponies or horses shall remain checked up except during a workout. To be shown at a flat walk, pleasure trot and road trot, (showing a distinct difference in gait), must stand quietly and must back easily remaining checked while lined up except during a workout. Excessive speed and laboring motion to be penalized. Judge's emphasis should be on ability to give a pleasurable drive while retaining a show attitude. To be judged on manners, suitability, performance and confirmation; 50% for the driver's ability and 50% for the suitability of the animal. The use of artificial appliances or devices such as chains, shackles and rubber bands are prohibited on the grounds before the show.
- d) Canadian Hackney Society Junior Competitor Roadster Pony: Open to all registered Hackneys (mares or geldings), 52 inches and under, suitable to be exhibited by a junior, of good appearance, conformation, manners and standard colour who travels easily at speed. Roadster Ponies wear long, natural tails. Ponies shall be serviceably sound and shown without artificial appliances (i.e. wired ears & leg bandages), except quarter boots and inconspicuously applied tail switch or brace. Ponies to be shown in a suitable two-wheeled roadster cart. Handholds are permitted in all classes in the Roadster Pony Division. Drivers to wear stable colours. Approved protective headgear\* is mandatory. Headers are permitted, but are not to handle the pony. Ponies are to remain checked. To be judged on manners, suitability, performance and confirmation; 50% for the driver's ability and 50% for the suitability of the animal.

\*(See Glossary, Section A – *Headgear Standards*).

- e) Hackney Horse or Pony Under Saddle—Ridden by a Junior Exhibitor. To be shown under English Saddle, Open Bridle, Martingale optional. Saddle Suit attire. To be shown at a flat walk, pleasure trot and road trot. To be judged on suitability, manners. Performance and quality. Artificial devices not allowed.
- f) Canadian Hackney Society Junior Competitor Roadster Pony Under Saddle: Open to all registered Hackneys (mares or geldings), 52 inches and under, suitable to be exhibited by a junior, of good appearance,

Part Five –Hackney

conformation, manners, and standard colour who travels easily at speed. Roadster Ponies wear long, natural tails. Ponies shall be serviceably sound and shown without artificial appliances (i.e., wired ears & leg bandages), except quarter boots and inconspicuously applied tail switch or brace. Ponies are to be shown under English saddle, full martingale, open bridle with snaffle bit, 3 single or double rein and protective boots. Rider to wear stable colors, jacket and approved protective headgear\*. To be shown first at the jog-trot and road gait then reversed and shown at a jog-trot, road gait and then speed/ride on. Headers are permitted but are not to handle the pony. To be judged on manners, suitability, performance, and confirmation; 50% for the rider's ability and 50% for the suitability of the animal. Saddle classes qualify for saddle championships only. The use of chains or rollers as action devices on the competition grounds during or before a competition is prohibited. \*(See Glossary, Section A – Headgear Standards).

5. With the exception of the Junior Competitor Roadster Pony Division in which approved protective headgear is mandatory for all competitors age 18 years or younger, all other Junior competitors are not required to wear approved protective headgear, but may do so if they wish.

## **CHAPTER 47**

### **CLASS SPECIFICATIONS**

#### **ARTICLE B4701 CLASS SPECIFICATIONS**

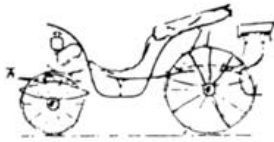
The following classes may be divided: over 15.2 hands; 15.2 hands & under but over 14.2 hands for horses. Over 13.0 hands; 13.0 hands & under for Hackney Ponies. Stallions are prohibited in Ladies and Junior Competitor classes.

1. SINGLE HACKNEY MAIDEN, NOVICE, LIMIT: To be judged on quality performance and manners. a) Maiden: no wins at EC or USEF recognized shows b) Novice: not more than 3 wins at EC or USEF recognized shows c) Limit: not more than 6 wins at EC or USEF recognized shows
2. SINGLE JUNIOR HACKNEY, 5 YEARS OLD OR UNDER: STALLIONS, MARES, GELDINGS. To be judged on quality, performance and manners.
3. SINGLE JUNIOR HACKNEY, 5 YEARS OLD AND UNDER: CHAMPIONSHIP. To be eligible, must be entered, shown and judged in any other single performance class in the division. Nominations are in blank. Entries need not be named until . . . hours before scheduled time of holding the class when names and description of entries must be made in writing by the owner or his/her agent. To be judged on quality, presence, performance, conformation and manners.
4. SINGLE HACKNEY: LADIES, JUNIOR EXHIBITORS, AMATEURS, OWNERS, AMATEUR OWNERS. To be shown to viceroy or other suitable vehicle. To show all-round action at a park pace and not faster. To be driven in the half cheek with side checks, appear to have perfect mouths, must stand quietly and must back easily remaining checked while lined up except during a workout. Not an appointment class. To be judged on manners, quality and performance.
5. SINGLE HACKNEY: OPEN, STALLIONS, MARES, GELDINGS. To be judged on performance, quality and manners.
6. GIG CLASS. Single hackney pony or horse, shown to a gig and to be driven by a Gentleman Amateur, eighteen years of age or over. To be shown at a walk, park pace and smart trot. Pony's or Horse's mane should appear natural and unbraided (false manes accepted).
7. SINGLE HACKNEY: CHAMPIONSHIP. To be eligible ponies or horses must be entered, shown and judged in any other single performance class in this division. Nominations are in blank; ponies need not be named until .... hours before the scheduled time of class, at which time the names and description of entries must be made in writing by owner or his/her agent. To be judged on performance, presence, quality, conformation and manners.
8. PAIR OF HACKNEYS: MAIDEN, NOVICE, LIMIT. To be judged on quality, similarity, performance and manners.
9. PAIR OF HACKNEYS: LADIES, AMATEUR. To be shown to a viceroy or other appropriate vehicle. Not an appointment class. To show all-around action at a park pace and not faster. To be driven in the half cheek, appear to have perfect mouths, should stand quietly and back easily. To be judged on manners (paramount), quality and performance.
10. PAIR OF HACKNEYS. To be judged on performance, quality, similarity and manners.

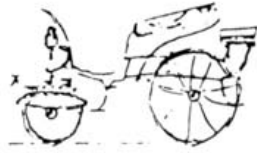
Part Five –Hackney

11. TANDEM HACKNEYS. Should be shown to a gig or suitable 2-wheeled vehicle. To be shown at a smart trot and to be judged on performance, quality, uniformity and manners. The wheeler should be of proper size for the shafts and possess substance and power for the work in hand, with some action. The leader to be slightly smaller than the wheeler notable for brilliance of action and beauty. A smart leader is essential for a good tandem. Variance of colour is acceptable but uniformity of colour is to be considered. A Tandem of Hackney horses must carry a Footman in Proper Livery.
12. PAIR OF HACKNEYS: CHAMPIONSHIP. To be eligible, ponies or horses must be entered, shown and judged as a pair in any other class in this division. Nominations are in blank; ponies need not be named until . . . hours before scheduled time of class, at which time the names and description of entries must be made in writing by the owner or his/her agent. To be judged on performance, presence, quality, conformation and manners.
13. COLLECTION OF THREE HACKNEYS. To be shown in single harness or as a pair and a single. Each animal to be the bona fide property of the exhibitor. Competitors need not describe animals when making entry. To be judged on performance of ponies or horses as a unit, and ability to maintain proper distance between ponies or horses, uniformity and quality. Each competitor to give a solo performance of his/her three ponies or horses as a unit, both ways of the ring. The prize list should indicate whether entries are to be shown singly or as a pair and a single.
14. LADY'S PHAETON CLASS. Driven by a lady 18 years of age or over. A George IV, Peter's Phaeton, or in the summer, a Brewster basket phaeton may be used. The appointments of the phaeton should include lash whip, wet weather gloves, card case, lap robe, cooler, two rain coats, wheel wrench, umbrella, hat cover, dash clock, appointment kit, halter, lead shank, livery hat and coat for wet weather. The horse's mane should be natural unbraided (false manes accepted). It should be borne in mind at all times that extreme smartness and perfection should be the aim in horse, harness, vehicle and servant. The pad should be heavier than the one used in classes for other four-wheeled show wagons as the phaeton, being a very heavy vehicle, naturally requires a stronger pad; standing martingale, Buxton bit and breeching and bearing rein are compulsory.

Part Five –Hackney



GEORGE IV HACKNEY



PARK GATE HACKNEY



GEORGE IV BASKET HACKNEY

15. GIG CLASS SINGLE HACKNEY HORSE.

- a) Size of gig to be in proportion to size of horse shown. A gig horse should have presence, all round action and be able to go at a good pace, but excessive speed should not be required.
- b) Appointments: Lash whip, wet weather gloves, card case, lap robe, cooler, two rain coats, wheel wrench, hat cover, dash clock, appointment kit, halter, lead shank, livery hat and coat for wet weather.
- c) After the competitors have made at least three turns of the ring at the trot, horses should be asked to show in turn a walk, a park pace and a smart trot. All horses should be required to back. To be driven by a gentleman amateur eighteen years of age or over. To be judged on presence, manners, performance and quality.
- d) The gig most commonly used is the “Park Gate” gig. Other gigs which may be used are the “Very Spicy”, “Stanhope” and “Tilbury”. The latter requires a horse 15.3 to 16 hands of great presence and lofty action.
- e) The horse’s mane should appear natural and unbraided (false manes accepted). Harness: Kay collar standing martingale and kicking strap. The gig bit with plain bridoon and short bearing rein is a trifle more proper but the Buxton bit and full bearing rein may be used. The saddle pad should be heavier than that used for four wheel show wagons. Each entry must carry a footman in proper livery.

## **CHAPTER 48**

### **SHOWING HACKNEY ROADSTER PONIES**

#### **ARTICLE B4801 ROADSTER PONY**

A Roadster Pony is a registered Hackney Pony who must be 52 inches and under, of good appearance, conformation and manners, who travels easily at speed. Roadster Ponies wear long, natural tails. Ponies shall be serviceably sound and shown without artificial appliances (i.e. wired ears and leg bandages) except quarter boots, and inconspicuously applied tail switch or brace. Handholds are permitted in all classes in the Roadster Pony Division. The use of chains or rollers as action devices on the competition grounds during or before a competition is prohibited.

#### **ARTICLE B4802 GAIT REQUIREMENTS**

Action should be free and easy, straight, and well balanced but excessive height of action is not required. The principal gait for the Roadster is the trot. They shall be asked to trot at three different speeds; the slow jog trot, the fast road gait and at full speed. At all speeds they should work in form, that is, their chins set and their legs working beneath them, going collected at all speeds. Animation should characterize the Hackney Roadster Pony in working at the jog trot and road gait. Long sprawling action in front, dragging or trailing hind legs and spraddle gaited action behind makes a balanced trot impossible. Ponies should be shown on the rail at all times except when passing and should go to the far end of every corner without side reining. Good manners without severe biting are a requisite. Ponies should be balanced and under control, take the turns without breaking their gait, to be taken up at the turns or in the straight-away when necessary and come out of the turns fast. They should stand when lined up, no attendant is permitted and the driver should not leave his/her vehicle except for necessary adjustments. A driver may, however, uncheck and stand at the pony's head when left in the center of the ring while part of the class is on the rail for a workout.

#### **ARTICLE B4803 RING PROCEDURE**

Roadsters shall enter the ring clockwise at a jog trot then show at the road gait, turn counter clockwise at the jog trot, show at the road gait and then trot at speed.

#### **ARTICLE B4804 APPOINTMENTS**

Roadster Ponies shall be shown to a 2-wheeled cart or bike with foot stirrups only, with low crupper, over-check, broken or straight snaffle bit, martingale, and shaft thimbles which are optional; protective boots to be worn. The harness is to have blinkers of square pattern, snaffle bit, and check attached to a check bit or chin strap, breast collar, reins of tan leather preferred made rolled to the hand pieces. Harness should be clean, of good stability, buckles, rings, etc. polished and clean before entering the show ring. Roadster Ponies shall be driven by an competitor in stable colours, cap and/or approved protective headgear and jacket to match. Whips may be carried and gloves may be worn.

#### **ARTICLE B4805 CLASS SPECIFICATIONS**

1. **SINGLE OPEN ROADSTER PONY.** To be shown to a road cart or bike, drivers to wear stable colours, cap and/or approved protective headgear and jacket to match. To be judged on pace, action, quality and manners.

### Part Five –Hackney

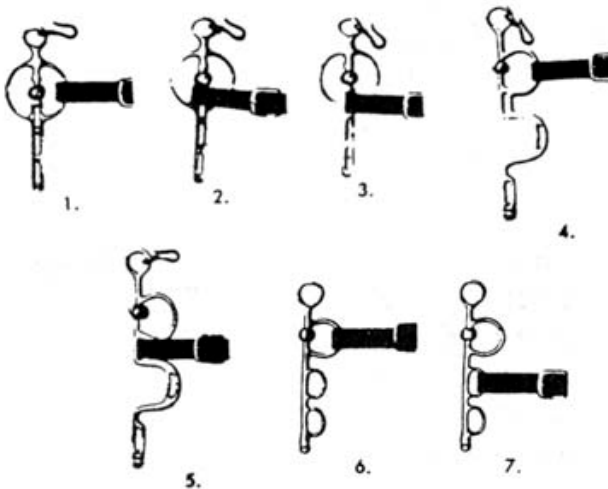
2. SINGLE JUNIOR ROADSTER PONY, 5 YEARS AND UNDER. To be shown to a road cart or bike, drivers to wear stable colours, cap and/or approved protective headgear and jacket to match. To be judged on performance, manners, style, speed, and equipment.
3. SINGLE ROADSTER PONY SHOWN BY A LADY or GENTLEMAN, AMATEUR. To be shown to a road cart or bike, drivers to wear stable colours, cap and/or approved protective headgear and jacket to match. To be judged on Manners, pace, action, and quality. The attendant shall remain two paces distant from the head and ponies shall remain checked
4. JUNIOR EXHIBITOR. Refer to Article B4611.4.d.
5. SINGLE ROADSTER PONY STAKE. To be eligible ponies must be entered, shown and judged in any other class in this division. To be shown to a road cart or bike, drivers to wear stable colours, cap and/or approved protective headgear and jacket to match. To be judged on performance, conformation, manners and equipment.

### **ARTICLE B4806 CROSS ENTRY**

Cross entering Hackney Roadster Ponies into the Hackney Harness Pony Division or Hackney Pleasure Pony Division is not permitted except for the Junior Exhibitor, Gig, Tandem and Pair classes.

### **ARTICLE B4807 BITTING ARRANGEMENTS**

Bit Numbers 1,2,3,4 and 5 are eligible for Lady's Amateurs and Junior Competitor classes. Bit numbers 4,5,6, and 7 are eligible for Gig classes.



### **ARTICLE B4808 GROOM**

He/she may be either a footman or a coachman. If the former, he/she must wear a single breasted coat with six buttons in front and six on the coat tails, full striped waistcoat, silk hat, tan driving gloves, boots with tops of mahogany, tan or pink, the latter being the smartest, coachman's collar and flat white ascot tie. The footman should be smart looking, active and not tall or heavy. His/her coat and breeches

Part Five –Hackney

should show that they were made for him/her. The coat should be either black or should be the same colour as the upholstery of the gig. His/her boots should fit perfectly and the tops should fit close to the leg. The general appearance of the groom must be extremely smart. A coachman is similarly turned out except that he/she wears a coachman's coat, six buttons in front and four in the coat tails.

**ARTICLE B4809 HORSES CLASSES ON THE LINE**  
**STALLIONS OR MARES, COLTS AND FILLIES:**

- 1-year olds should be over 13.3 hands
- 2-year olds should be over 14.0 hands
- 3-year olds should be over 14.1 hands
- 4-year olds should be over 14.2 hands

## **CHAPTER 49**

### **HARNESS PONY GENERAL**

The same rules apply for this division as in the Hackney division.

#### **ARTICLE B4901 DEFINITION**

Entries must be registered with either the Canadian or American or other Hackney Societies and must be registered under the full registered name. Hackneys owned by Canadian residents must be registered with the Canadian National Live Stock Records Corporation. To be shown with long mane and appearance of natural long tail. The appropriate vehicle is either a viceroy or a miniature side rail buggy of a type used for fine harness horses. Overchecks are not permitted.

#### **ARTICLE B4902 HEIGHT**

For competition purposes, the height of harness ponies shall be over 11 hands but not exceeding 12.2 hands. It shall be the duty of the Competition Management to see that each pony is officially measured before the pony is allowed to compete. All animals must be measured in the shoes and pads in which they will compete.

#### **ARTICLE B4903 CROSS ENTRY**

No pony in the Harness Pony Division may be shown in harness in the cob-tail Hackney Division, Hackney Roadster Pony Division or Hackney Pleasure Pony Division except for the Junior Exhibitor, Gig, Tandem and Pair classes.

## **CHAPTER 50**

### **RING PROCEDURE**

#### **ARTICLE B5001 RING PROCEDURE**

1. Entries to be shown to an appropriate vehicle at a trot and as directed by the Judge. Excessive speed is not required or expected. “Park Pace” and “Show Your Pony”, which designates a smart trot, will be the commands given in regard to this gait.
2. Every entry chosen for a workout shall be shown both ways of the ring. All classes, after completing at least three rounds of the ring, shall be reversed and shown in the opposite direction at the command of the judge.
3. Only one attendant is allowed in the ring during any class.
4. Entries will remain checked upon being lined up in Ladies’, Junior Exhibitors, Amateur and Owners’ Classes (Open classes entries may be unchecked). Attendant may stand an entry on his/her feet and shall thereafter remain at least two paces distant from the head. Ponies shall not be lined up head to tail. All awards must be made from the lined up position and entries must not be asked to retire to the end of the ring.

## **CHAPTER 51**

### **CLASS SPECIFICATIONS**

#### **ARTICLE B5101 CLASS SPECIFICATIONS**

1. **SINGLE HARNESS PONY: OPEN.** To be shown to a viceroy or other suitable vehicle. Open to stallions, mares and geldings. To be judged on performance, presence, quality, conformation and manners.
2. **SINGLE HARNESS PONY: MAIDEN, NOVICE, LIMIT.** To be judged on quality, performance and manners.
3. **SINGLE HARNESS PONY, 5 YEARS OLD AND UNDER: STALLIONS, MARES, GELDINGS.** To be judged on quality, performance and manners.
4. **Single Harness Pony 5 Years Old and Under, Championship:** To be eligible, ponies must be entered, shown and judged in any other single performance class in this division. Nominations are in blank. Entries need not be named until . . . hours before scheduled time of holding the class when names and descriptions of entries must be made in writing by the owner or his/her agent. To be judged on quality, presence, performance, conformation and manners.
5. **SINGLE HARNESS PONY: LADIES, JUNIOR EXHIBITORS, AMATEURS, OWNERS, AMATEUR OWNERS.** To be shown to viceroy or other suitable vehicle. To show all-round action at a park pace and not faster. To be driven in the half cheek with side checks, appear to have perfect mouths, must stand quietly and back easily, remaining checked while lined up except during a workout. Not an appointment class. To be judged on manners, quality and performance.
6. **SINGLE HARNESS PONY: CHAMPIONSHIP.** To be eligible ponies must have been entered, shown and judged in any other single performance class in this division. Nominations are in blank; ponies need not be named until . . . hours before scheduled time of class, at which time the names and descriptions of entries must be made in writing by owner or his/her agent. To be judged on performance, presence, quality, conformation and manners.
7. **PAIR OF HARNESS PONIES: LADIES, AMATEURS.** To be shown to a viceroy or other appropriate vehicle. Not an appointment class. To show all-around action at a park pace and not faster. To be driven in the half cheek, appear to have perfect mouths, should stand quietly and back easily. To be judged on manners (paramount), quality and performance.
8. **PAIR OF HARNESS PONIES:** To be judged on performance, quality, similarity and manners.
9. **TANDEM HARNESS PONIES:** To be shown to four- or two-wheeled vehicle. A smart leader is essential. Variance in colour does not eliminate but uniformity will be considered. To be shown at a smart trot and to be judged on performance, quality, uniformity and manners.
10. **PAIR OF HARNESS PONIES: CHAMPIONSHIP.** To be eligible, ponies must be entered, shown and judged as a pair in any other class in this division. Nominations are in blank; ponies need not be named until... hours before scheduled time of class, at which time the names and description of entries must be made in writing by owner or his/her agent. To be judged on performance, presence, quality, conformation and manners

**ARTICLE B5102 SINGLE HACKNEY PLEASURE DRIVING**

1. Open to registered Hackney ponies 14.2 hands and under. Entries over 14.2 hands may be included at the discretion of the Horse Show Manager. Junior Competitors and Amateurs only. Open to mares and geldings only.: switches or artificial tails may be added. Must have appearance of natural mane. Appointments include: fine harness, low crupper, side check or overcheck, snaffle, martingale optional, no braids. Check is mandatory. Must be shown to an appropriate vehicle, either a two wheeled basket type jogging cart or road bike with basket. Only one attendant without a whip is allowed in the ring during any class to head a pony. The attendant may stand the entry on his feet and thereafter he/she shall remain two paces distant from the pony. To be shown at a flat walk, pleasure trot and road trot, (showing a distinct difference in gait), must stand quietly and must back easily remaining checked while lined up except during a workout. Excessive speed and laboring motion to be penalized. Judge's emphasis should be on ability to give a pleasurable drive while retaining a show attitude. To be judged on manners, suitability, performance and confirmation. The use of artificial appliances or devices such as chains, shackles and rubber bands are prohibited on the grounds before the show.
2. Single Hackney Pleasure Driving, Championship. To be eligible, ponies must be entered, shown and judged in a qualifying class with the same specifications. To be judged on manners, suitability, performance and conformation.

**ARTICLE B5103 TRADITIONAL SINGLE HACKNEY PLEASURE DRIVING PONY OR HORSE**

1. Open to registered Hackney ponies and horses. Junior Competitors and Amateurs only. Open to mares and geldings only.: switches or artificial tails may be added. Must have appearance of natural mane. One attendant without whip is permitted to head each pony or horse only during the lineup. The header must stand two paces back from the pony or horse and is not allowed to touch the pony or horse unless for safety purposes. Appointments include: fine harness, low crupper, side check or overcheck, choice of liverpool or snaffle bit, martingale optional, no braids. Check is optional. Must be shown to an appropriate pleasure vehicle with either two or four wooden wheels. To be shown at a flat walk, pleasure trot and road trot, (showing a distinct difference in gait). Excessive speed and laboring motion to be penalized. Judge's emphasis should be on ability to give a pleasurable drive while retaining a show attitude. To be judged on manners, suitability, performance and confirmation. Ponies and horses must stand quietly and are required to back. The use of artificial appliances or devices such as chains, shackles and rubber bands are prohibited on the grounds before the show.
2. Single Hackney or Harness Pony or Horse Pleasure Traditional Driving, Championship. To be eligible, ponies or horses must be entered, shown and judged in a qualifying class with the same specifications. To be judged on manners, suitability, performance and conformation.

## **CHAPTER 51A OFFICIALS**

### **ARTICLE B5104 GENERAL RULES – HACKNEY JUDGES**

1. All EC ~~liceneed~~licensed Hackney judges are permitted to officiate at any breed sport competition which is not ~~liceneed~~licensed by Equestrian Canada, as independent contractors and are NOT covered by the protection of the EC officials licence. (Refer to Rules of Equestrian Canada, Section A, General Regulations, Chapter 13, Officials.)
2. The Hackney Division does not require Hackney officials to officiate in one recognized competition within three years after obtaining a licence or for any three-year period thereafter to apply for reinstatement.
3. The Hackney Division may require testing from time to time.

### **ARTICLE B5105 HACKNEY GUEST CARDS**

1. The issuance of Guest cards in the Hackney Division must be approved by the Canadian Hackney Society. Competitions requesting such a Guest card shall make application in writing. Refer to Rules of Equestrian Canada, General Regulations, Section A, Chapter 13, Officials.
2. Guest cards will be issued for any ~~liceneed~~licensed USEF Registered (“R”) Hackney judge.
3. Guest cards will be issued for any ~~liceneed~~licensed EC Recorded (“r”) Hackney judge.
4. Guest cards may be issued from time to time, to ~~liceneed~~licensed USEF Recorded (“r”) Hackney judges, however such Guest card approval must be given by the Canadian Hackney Society.
5. Guest cards may be issued from time to time, to ~~liceneed~~licensed EC or USEF judges not carded in the Hackney division, however such Guest card approval must be given by the Canadian Hackney Society.
6. Guest Cards may be issued to anyone who is not a ~~liceneed~~licensed EC or USEF Judge upon approval of the Canadian Hackney Society.

### **ARTICLE B5106 LEARNER OR RECORDED HACKNEY JUDGES**

1. Only one learner or recorded judge is permitted in the ring at any one time acting in that capacity while accompanying a senior judge.
2. It is the learner or recorded judge’s responsibility to contact competition management for permission to act in that capacity, and also to obtain consent from the senior judge(s) with whom he/she will be working.
3. Learner or recorded judges have no authority whatsoever in the show ring or as to the merits of the competitors.

**PART SIX  
MORGAN HORSE DIVISION**

**CHAPTER 52  
GENERAL**

**ARTICLE B5201 RULES**

The Morgan Horse Division rules are to be used in conjunction with the General Regulations of Equestrian Canada, unless superseded by rules in the Morgan Horse Division.

**ARTICLE B5202 ELIGIBILITY**

1. Horses shown in this Division that are owned by a Canadian Resident for longer than twelve months must be purebred and registered with the Canadian Morgan Horse Association Incorporated, under the Canadian Livestock Records Corporation or, if under one year of age, be eligible for registration and must be entered under their full registered name. Horses must be entered under the names of the owner(s) or lessee of record. A copy of the registration papers of lease must be submitted with entry for at the time of making entry. Exhibitors who show in Morgan classes at EC sanctioned shows must hold a current Canadian Morgan Horse Association membership. All owners of Canadian owned Morgans who show in Morgan classes at EC-sanctioned shows must hold a current Canadian Morgan Horse Association membership or be current members of an organization having registry reciprocity. Exemptions: Exhibitors in Leadline and Walk/Trot classes are exempt from this membership requirement. Additionally, a parent/guardian when only signing an entry blank for a minor is not required to be a member.
2. Foreign-owned horses must be registered with the American Morgan Horse Association.
3. MAIDEN, NOVICE, LIMIT HORSES.
  - a) In classes for Maiden, Novice or Limit horses, ribbons won as a driving horse within a Section do not count when reckoning the status of the horse as a driving horse in another Section.
  - b) In classes for Maiden, Novice or Limit horses, ribbons won as a saddle horse within a Section do not count when reckoning the status of the horse as a saddle horse in another Section.
4. MAIDEN, NOVICE, LIMIT RIDERS/DRIVERS.
  - a) In classes for Maiden, Novice or Limit riders, ribbons won in a saddle class within a Section do not count when reckoning the status as a rider in another Section.
  - b) In classes for Maiden, Novice or Limit drivers, ribbons won in any driving class of any Division or Section shall count in reckoning the status as a driver.
5. Riders in classes for Junior Competitors must not have reached their 18th birthday as of December 1 of the previous year. The age of an individual on December 1st will be maintained throughout the following competition year. Riders/drivers in Young riders/drivers classes are such from the beginning of the calendar year in which they reach the age of sixteen until the end of the calendar year in which they reach the age of 21.

### Part Six – Morgan

The age requirements set out in this rule defining adults and juniors shall supersede the definition for “junior(s)” and “adult(s)” set out in all Equestrian Canada rules, regulations, agreements and policies applicable to the Morgan Division. Junior age eligibility described under this Division is in accordance with the Morgan Horse Association. (See Glossary, “JUNIOR/YOUTH”)

6. Master Classes are restricted to amateur riders/drivers age 50 and older.
7. AMATEUR OWNED, TRAINED & SHOWN (AOTS) CLASSES Can be offered in any Morgan section. Exhibitors, attendants, and headers must meet the specifications for Amateur status. Horses are not to have been professionally trained during the current competition year (riding and driving instruction excluded). In addition, horses are not to be presented, prepared, groomed, instructed or schooled with the aid of a professional after the horse arrives at the competition. Horses may be stabled with a professional during the competition and hauled by a professional. Professional help for situations relevant to safety is permitted. Owner must sign as owner, trainer and rider/driver on the entry form. For definition of amateur owner, refer to B5203.
8. Horses entered in Amateur Owner and Junior Owner classes must be registered in the name of the competitor or a member of the competitor's family, (Horses registered in a farm/ranch/syndicate/partnership/ corporation name may be shown in Amateur Owner classes provided the family is the sole owner of the farm or entity.)The sale of a horse does not eliminate this registration requirement. (Contracts of Sale or Bill of Sale will not be accepted.) In the case of a junior exhibitor, the parent or guardian must sign.
9. Family - For competition purposes the term family includes husband, wife, parent, step-parent, child, brother, step-child, sister, half brother and sister, aunt, uncle, niece, nephew, grandmother, grandfather, grandchildren, and in-laws of the same relation as stated above.

### **ARTICLE B5203 AMATEUR STATUS**

1. All seniors competing in EC amateur classes must possess a current amateur card.
2. A person competing in EC amateur classes must hold a valid EC Sport Licence, have a current amateur card and adhere to the following guidelines:
  - a) An EC amateur may accept remuneration for instruction of or coaching of the disabled.
  - b) An EC amateur may not accept remuneration for training a horse or for showing a horse at any EC-sanctioned competition. See Glossary for definition of “Remuneration”.
  - c) An EC amateur may not accept remuneration for coaching any person to ride or drive a horse, including riding or driving clinics and seminars.
  - d) An EC amateur may not train or show a horse, or instruct a rider or driver, when remuneration for this activity will be given to a corporation or farm which he or she, or his or her family, owns or controls.
  - e) An EC amateur may not act as an agent nor accept commissions for the sale, purchase and/or lease of a horse.
  - f) EC Amateurs may not use their name, photograph or any form of a personal association as a horse person in connection with any advertisement or article sold without the approval and signature of EC (i.e. product endorsement or advertisement of their activity as a coach).

### Part Six – Morgan

- g) An EC amateur may not enter into any form of sponsorship agreement that is in conflict with the provisions of this article.
- h) An EC amateur may hold an certified Equestrian Canada NCCP Instructor certificate and teach within the context of the certified Equestrian Canada NCCP Instructor certificate.
- 3. Persons who have not engaged in any of the activities in Article B203.2 (b-g) during the preceding two calendar years may request reinstatement as amateur competitors. Such requests must be sent in writing to EC.
- 4. USEF members who are eligible to compete as amateurs are eligible to compete in EC amateur. Proof of amateur status must be submitted with entries to EC-sanctioned competitions.
- 5. If the status of an EC certified amateur is challenged, such challenge is subject to EC rules regarding official complaints. See Chapter 12 – General Dispute Resolution and Protests at EC-sanctioned Competitions.
- 6. See Article A1302.8 regarding remuneration of officials and Section F, which forbids the offering of prize money in equitation, horsemanship and showmanship classes.
- 7. Application for Equestrian Canada Amateur Status:
  - a) Amateur status is issued by EC.
  - b) For EC members, certification of amateur status is issued annually on EC Sport Licence cards.
  - c) All persons wishing EC amateur status must complete and sign the amateur declaration, which is on the Sport Licence application/renewal form, affirming their eligibility.
  - d) Eligible amateurs who are not members of EC may receive amateur status issued by EC.

### **ARTICLE B5204 TYPE AND CONFORMATION**

- 1. The Morgan's form and movement in its distinctive gaits should be the result of selective breeding and good training. Entries must be serviceably sound and in good condition.
- 2. A Morgan is distinctive for its stamina and vigor, personality and eagerness and strong natural way of moving. The head is made up of a straight or slightly dished face; large prominent eyes set wide apart; short and shapely ears set rather wide apart and carried alertly; small muzzle with firm lips and large nostrils; well-rounded jowls. In body conformation the Morgan gives the appearance of a very strong powerful horse with great shoulder angulation and depth, short back, broad loins, croup long and well-muscled and with tail attached high and carried gracefully and straight. Head is carried proudly and neck slightly arched meeting the head at a well-defined throttle. Legs are straight and sound with short cannons, flat bone, medium length pasterns and an appearance of overall substance with refinement. The Morgan ranges from 14.1 hands to 15.2 hands with occasional entries over and under.
- 3. Morgan horses must exhibit natural tail carriage. Refer to Article B5401.2, Judging.

### **ARTICLE B5205 SHOEING REGULATIONS**

- 1. Except for weanlings and yearlings, which must be shown barefoot, horses may be shod or barefoot. If shod, shoes must be without rocker bars or Memphis

### Part Six – Morgan

bars. Bars must not extend below the bottom of the plane of the shoe. Weight attached to the exterior of the hoof is prohibited. Borium or standard screw-in caulks are allowed.

2. There are three different length restrictions according to the section or class within the Morgan Division.
  - a) In Classic Pleasure classes, ~~full pads are prohibited. Horses may be shown with or without rim pads. Rim pads must follow the inner and outer edge of the shoe and the connection at the heel must not be wider than any aspect of the shoe. The entire sole and frog of the foot must be visible with the exception of that connection.~~ The length of toe including shoe and pads must not exceed 4-1/2 inches.
  - b) In Pleasure (except Classic Section), Pleasure Driving and Natural Park classes, there are no specific shoe weight limits but the length of toe must not exceed 5 inches including pad and shoe.
  - c) In all In-Hand classes, Parade, Park Saddle, Park Harness, Hunter, Jumper, Eventing, Cutting, Reining, Working Western, Carriage, Equitation and all other Morgan classes, there are no specific shoe weight limits but the length of toe must not exceed 5-3/4 inches including pads and shoe.
3. At all competitions where an EC Steward is officiating Champions and Reserve Champions must have one foot measured immediately upon leaving the ring except in classes where points are accumulated to determine Championships (i.e. Dressage and Hunter). Only the EC Officials indicated in the Rules of Equestrian Canada, Section A, General Regulations, Chapter 11, Measurement, can measure feet.
4. Method of Measuring toe and Heel. Using a six inch metal ruler, the length of the toe is determined by measuring the front of the hoof, in the center, from the skin line on the lower side of the coronary band to the ground. The skin line on the lower side of the coronary band is to be defined by palpation. The thumb should be used to press on the horny hoof wall proceeding from the ground toward the hairline. The first compressible soft tissue palpated is the lower side of the coronary band. The hairline does not necessarily coincide with the lower side of the coronary band. When a horse is shod with a toe clip that might interfere with measuring in the exact center, measure as close as possible to the side of the clip. The height of heel is determined by measuring from the skin line on the lower side of the coronary band to the ground, with the ruler perpendicular to the ground.
5. In some parts of the country, it is common practice to show unshod horses in certain classes. A horse cannot be barred from the ring because of being unshod but, in classes in which it is common practice for all horses to be shod, a barefoot horse may be penalized at the Judge's discretion.
6. Measurement Surface. The measurement surface must be level and under no circumstances should animals be measured on dirt or gravel. A concrete slab or other paved surface is most desirable but, when not available, a sheet of heavy plywood can be used.
7. Toe Length. An owner or trainer may protest the length of toe of any animal competing in a class in which he is competing. If the length of toe of any animal is protested, the Competition Committee must have the official Veterinarian and a Judge or Steward officiating in the competition measure the toe immediately so that no change can be made by re-shoeing. If the limit for length of toe is exceeded, the animal must be disqualified for the balance of the competition

### Part Six – Morgan

and the owner of the animal forfeits entry fees and winnings for the entire competition.

8. In Morgan Division classes which are judged without consideration for type and conformation where the Federation has specific shoeing regulations in the discipline rules, those Federation rules will govern all-Morgan classes. This interpretation pertains to Article B6503.14 (Morgan Reining), [Article B5810-B5815 \(Working Western\)](#), Article B6503.2 (Morgan Trail), Article B6503.17 (Morgan Cutting), Article B6503.11 (Morgan Jumper), Article B6503.1 (Morgan Carriage Driving, Combined Training/Eventing and Dressage), Chapter 61 (Morgan Working Hunter), Chapter 64 (Morgan Equitation; exception Morgan Classic Saddle Seat Equitation), Article B6503.18 (Morgan Sport Horse Suitability) and Article B6301 (Morgan Showmanship). The length of toe must not exceed 5-3/4” including pads and shoe.

### **ARTICLE B5206 SPECIAL REQUIREMENTS**

1. Stallions are prohibited in Junior Competitor classes.
2. It is the responsibility of all competitors to officially scratch entries in any event in which they do not plan to participate.
3. To be “shown and judged” in a class, an animal must perform the prescribed routine and must remain in the ring until excused by the Judge.
4. Side-saddle riders, in appropriate tack and attire, shall be allowed in all classes except in Equitation. Exception: In Equitation, competitors may ride sidesaddle in Adult Equitation classes only but not in classes restricted to Junior Exhibitors, except that Saddle Seat Equitation prohibits side-saddles at any time.
5. Time-Out. A competitor is entitled to request only one time-out per class. For possible exceptions refer to: the NRHA Reining Handbook/Judges Guide; and the following sections of the Rules of Equestrian Canada: Hunter, Jumper; Dressage; Hunter Seat Equitation, Stock Seat Equitation; Driving and Eventing. A suspension of judging may be requested by a competitor or directed by the Judge(s). [No time outs are permitted in the Working Western Section.](#)
  - a) A competitor is entitled to request a time-out for a period not to exceed seven minutes in aggregate in order to make adjustments or to repair broken equipment or to rectify a similar condition or to replace a shoe.
  - b) To request a time-out for any such emergency, the competitor must go the center of the ring (if possible) and or be acknowledged by the Judge. The announcer will declare that a request for time-out has been made and permission granted; time will be taken from the moment such announcement is made. If a horse casts a shoe in a class, time starts ~~(after weighing has concluded, if applicable)~~ when the farrier or his/her assistant places his/her hand on the horse’s leg. No more than three minutes will be allotted to find a shoe; if the shoe is not found, the competitor may elect to continue or withdraw. If a horse is removed from the ring for the purpose of shoeing, the Steward or Judge shall accompany and remain with the horse until it is returned to the ring or excused from the class.
  - c) Two attendants are permitted in the ring to assist a competitor during his/her time-out. If at the expiration of the seven minutes the repair has not been made, the competitor may proceed as is or be eliminated. The Steward or Judge is responsible for timing unless an official timer is present.
  - d) Competitors who are not involved in a time-out may make minor adjustments that can be performed with the assistance of one attendant and not

## Part Six – Morgan

be charged with a time-out.

- e) At any time the Judge(s) considers it necessary, he/she may call for a time-out. Said time-out may be charged to a competitor that, in the Judge's opinion, is responsible for the suspension of judging as long as the competitor is so informed by the Judge prior to calling the class back to order.
6. When the terms "prohibited," "not permitted," "mandatory," "must" or "obligatory" are used in these rules, any competitor who fails to comply MUST BE ELIMINATED by the judge, unless another penalty is stipulated. When the terms "should" or "shall" are used in these rules, and no penalty is prescribed, any competitor who fails to comply MAY BE PENALIZED by the judge.
7. The first word of the class description denotes which criteria is used for judging the class. For example, an Amateur Ladies class will follow the rules and specifications of an amateur class.

### **ARTICLE B5207 APPOINTMENTS**

An inconspicuous tongue tie is permitted in all Morgan sections with the exception of Carriage Driving, Dressage, Hunter over Fences, Hunt Seat Equitation over fences, Reining Seat Equitation, Western Seat Equitation, Working Western, Trail, Reining and Western Pleasure.

1. The Morgan shall be shown in all its natural beauty with a full mane, forelock and tail. Braiding is permitted only in Hunter, Jumper, Dressage, Sport Horse and Carriage classes or in classes when shown under proper Hunter or Dressage tack and attire.
2. Addition of supplemental hair in the mane or tail, or use of any device in the ring to alter the natural carriage of the tail or ears shall result in disqualification. The steward may check for appliances to alter the ear carriage when measuring feet for championships. Rubber bands or tape inconspicuously applied in the forelock are permitted. In harness Classes an inconspicuous braid in the end of the tail is permitted to allow it to be fastened to the vehicle.
3. Boots and other artificial appliances are forbidden in the Morgan Division except in Reining, Working Western, Roadster, Jumper, Hunt Seat Equitation and Stock Seat (Pattern/Reining) Equitation classes where boots are permissible.
4. In case of inclement weather, Competition Management may permit the use of polo boots or bandages and may allow tails to be tied up provided this is publicly announced before a class or session.
5. Rubber or elastic (except on boots) attached in any way to the legs or hooves shall not be used on the competition grounds at any time.
6. Vertical half-cup blinkers are acceptable on the competition grounds and in the warm-up ring. Blinders of any kind are not allowed.
7. A rein (or driving line) is defined as a length of leather, or other material, which remains flexible at the point of contact with the bit and which does not create an extension of leverage of the bit.
8. Nasal strips are allowed with the exception of the competition arenas during scheduled performances.
9. Use of chains or rollers as action devices on the competition grounds during or before a competition is prohibited.

### **ARTICLE B5208 ATTIRE**

### Part Six – Morgan

1. Rider's attire should be suitable to the saddle being ridden.
2. Approved protective Headgear. Any competitor may wear protective headgear in any Division, Section or class without penalty from the Judge. Approved protective headgear with harness is optional in all classes and will not be discriminated against by the Judge.

**Exception:** Over fences classes require *approved* protective headgear  
\*(See Glossary, Section A – *Headgear Standards*).

### **ARTICLE B5209 DIVISION OF CLASSES**

1. All Harness classes must be divided if there are over 25 entries or in which safety appears to be a factor in the judgment of the Competition Committee and/or Judge.
2. In a divided class, separate ribbons and trophies will be awarded. Competition Management, at its discretion, may divide or duplicate the prize money.

**Exception:** In Championship classes or in classes in which a Challenge or Perpetual Trophy is offered, eliminations followed by a work-off will determine the final placings.

### **ARTICLE B5210 STAKE CLASSES**

A Stake class may either be a qualifying class for the Championship or the final competition for that particular Division. Stake classes must be judged by the same specifications as qualifying classes.

### **ARTICLE B5211 CHAMPIONSHIP CLASSES**

1. STRIPPING CHAMPIONSHIPS.
  - a) Stripping of horses at competitions offering only Morgan Division classes is mandatory in open and junior horse championship classes under saddle (for English Pleasure, Park Saddle, Western Pleasure and Hunter Pleasure sections) when type and conformation are part of the specifications.  
**Exceptions are:** Amateur, Classic Pleasure, Junior Exhibitor, Ladies and Gentlemen, Parade and one-horse classes. At all other competitions offering Morgan Division classes, stripping of horses is mandatory in open and junior horse championship classes under saddle (for English Pleasure, Park Saddle, Western Pleasure, and Hunter Pleasure sections) when type and conformation are part of the specifications unless the Prize List states stripping is not required.
  - b) Stripping of these horses will be accomplished by not more than two attendants assisting the rider.
2. AWARDING CHAMPIONSHIPS.
  - a) Championship classes for a specific height or sex may be offered in any Division as set forth in the respective Division rules. Judging specifications must follow those of the Open Championship class.
  - b) In Morgan Hunter and Morgan Jumper Divisions, Championships may be awarded on points or held as performance classes.
  - c) When Championships are awarded on points, all competitors must be given an equal opportunity to obtain points. In all other Divisions, Championships must be awarded in a Championship Performance class and all entries must be given an opportunity to qualify.
  - d) Only the first four ribbons in each class are counted regardless of the number offered. Ribbons have the same point value even if less than the

### Part Six – Morgan

specified four placings are awarded due to lack of entries etc.

**Exception:** Bonus Point classes in the Jumper Division.

1st ribbon	5 points
2nd ribbon	3 points
3rd ribbon	2 points
4th ribbon	1 point

- e) In Morgan Hunter Sections, only the first six ribbons in each class are counted regardless of the number offered. Ribbons have the same value even if less than the specified six places are awarded due to lack of entries.

1st ribbon	10 points
2nd ribbon	6 points
3rd ribbon	4 points
4th ribbon	2 points
5th ribbon	1 point
6th ribbon	½ point

### 3. PERFORMANCE CHAMPIONSHIPS.

- a) A Competition Committee must designate all qualifying classes and can require any or all winners in a qualifying class to compete in a Performance Championship class provided this is stated in the prize list and the gaits required are the same as in the qualifying class. Any competitor failing to comply must forfeit all prize money in the qualifying class. If a competitor or trainer qualifies more than one horse for a Championship class he can elect to show only one.
- b) To be eligible to show in a Performance Championship class, a horse must have been properly entered, shown and judged in one qualifying class in the same Division or Section. To be “shown and judged” in a class, an animal must perform the prescribed routine and must remain in the ring until excused by the Judge.
- c) If Competition Management does not permit post entries, an entry which while performing in a qualifying class fails to qualify by reasons of equipment repair, shoeing time, illness (certified by the official Veterinarian) or failure of a class to fill shall be permitted to pay double fee and make a post entry in another qualifying class in the Section or if no subsequent qualifying class is available for such post entry, the horse shall be considered qualified for the Performance Championship class, provided the horse has previously been entered in the Championship or Stake.
- d) To avoid divided Performance Championship classes, eligibility for a Championship class may be limited to ribbon winners in qualifying classes.
- e) Entry in a Breeding class does not qualify a horse for a Performance Championship class.

**Exception:** In the Morgan Horse Division any performance class, including futurities and/or classics, qualifies for a Performance Championship class at that competition.

### ARTICLE B5212 USE OF WHIPS

No item may be used inside or outside the ring while showing a horse except one whip per handler. If whips are allowed, they must be no longer than 6 feet including the snapper or lash.

Part Six – Morgan

**Exception:** Harness classes. Also refer to the Rules of Equestrian Canada, Section E, Dressage. No appendages of any kind are permitted.

## **CHAPTER 53**

### **ALL IN-HAND CLASSES**

#### **ARTICLE B5301 APPOINTMENTS**

1. Rubber bands or tape inconspicuously applied in the forelock are permitted.
2. Curb bits are prohibited for weanlings and yearlings in In-Hand classes.

#### **ARTICLE B5302 SHOEING**

In all In-Hand classes, the length of toe must not exceed 5-3/4 inches including pads and shoe.

#### **ARTICLE B5303 CLASS SPECIFICATIONS**

1. Entries are to be judged individually, standing then at a walk and trot on the line and must be serviceably sound.
2. Horses must stand with front legs perpendicular to the ground. Rear legs may be placed slightly back, but the horse must also be judged at some time in the class not stretched.
3. Emphasis is placed on type and conformation with consideration given to the horse's ability to move correctly on the lead. Unnatural tail carriage should be penalized. Refer to Articles B5204.3 and B5401.2.
4. Handlers.
  - a) Not more than two handlers, each of whom may have one whip, shall be allowed in the ring to show each horse in In-Hand classes. No item may be used inside or outside the ring while showing the horse except one whip per handler. Refer to Article B5212, Use of Whips.
  - b) Junior Competitors may not show stallions in the In-Hand Section.
5. There is only one standard for type and conformation of the Morgan horse. If In-Hand classes are offered for horses in specific disciplines or specific classes or suitable to become classes (Classic Pleasure In Hand, Western In-Hand, etc.), horses **MUST** be judged against the criteria stated in Article B5204. Type and Conformation. For further information on the Morgan horse, please contact the CMHA office for a copy of the Judging Standards manual.
6. Amateur (refer to EC General Regs, Article A902).

#### **ARTICLE B5304 CLASSES**

In-Hand classes may include: Weanling colts, Yearling colts, Two-year-old colts, Three-year-old stallions, Four-year-old stallions, Five-year-old and over stallions, Sire and Get class (stallions to be shown with two to four of Get), Get of Sire (two to four of Get to be shown), Weanling fillies, Yearling fillies, Two-year-old fillies, Three-year-old mares, Four-year-old mares, Five-year-old and over mares (may be divided into mares that have had foals and mares that have not produced foals), Broodmare and foal, Dam and Produce (mares to be shown with two or more of Produce), Produce of Dam (two to four of Produce to be shown), Weanling geldings, Yearling geldings, Two-year-old geldings, Three-year-old geldings, Four-year-old geldings, and Five-year-old and over geldings.

#### **ARTICLE B5305 CHAMPIONS AND RESERVE CHAMPIONS**

Champions and Reserve Champions shall be selected as follows:

1. Junior Breeding or In-Hand Championships may be offered for two-year-olds

Part Six – Morgan

and under; Senior Breeding or In-Hand Championships for three-year-olds and over. In the event a competition offers a Junior Championship and a Senior Championship, as well as a Show Championship, only the first and second place ribbon winners are eligible to compete for the Show Championship.

2. In the Morgan Breeding/In-Hand Section, the Championship and Reserve Championship will be awarded to horses that have placed first or second in their qualifying classes.
3. Entry in a Breeding/In-Hand class does not qualify a horse for a Performance Championship class. **Exception:** In the Morgan Horse Division any performance class, including futurities and/or classics, qualifies for a Performance Championship class at that competition.

## **CHAPTER 54**

### **SHOWING AND JUDGING REGULATIONS IN PERFORMANCE CLASSES**

#### **ARTICLE B5401 JUDGING**

1. Suitability of the horse and its motion for the type of job at hand is essential. Natural animated motion is desired in Park Horse classes. Easy ground-covering motion is desired in Pleasure and Working events. Judges must severely penalize any horse with laboring motion at any gait whether or not such motion indicates excessive weight or use of artificial training devices.
2. Judges should penalize unnatural tail carriage, which includes evidence of tail-setting and/or vertical break-over, dead tail and wry tail (wry tail is defined as askew, deformed, distorted or twisted). Judges should severely penalize tails carried vertically with an abrupt break-over (double-vertical).
3. Unless class specifications state otherwise entries shall be judged 40% on type and conformation and 60% on other qualifications appropriate to the class. Stake classes are judged as qualifying classes. In Championship Performance classes type and conformation shall count 50%. Judges must strictly apply these percentages.
4. Stallions are prohibited in Junior Competitor classes.
5. Youth classes are to be judged in accordance with Open class specifications, open to competitors 21 years of age and under. A youth rider or driver may exhibit stallions, mares and geldings.
6. Horses to be shown at all required gaits both ways of the ring.
7. All horses chosen for a workout must be worked both ways of the ring at any gait requested.
8. In Pleasure Classes Under Saddle, horses will not be tested on obstacles.
9. Judging specifications are listed in order of priority. The specific kind of class being judged determines the importance of each criterion in the final judging outcome.

#### **ARTICLE B5402 QUALIFYING GAITS**

1. WALK: Flat-footed, steady, elastic.
2. PARK WALK: Snappy, collected, animated, elastic, and on a straight line.
3. TROT: Square, collected and balanced.
4. PARK TROT: Animated, square, collected and balanced.
5. PLEASURE TROT: Easy going trot with elasticity and freedom of movement.
6. EXTENDED TROT: The extended trot should be bold, energetic, balanced and ground covering with a definite lengthening of stride resulting in an increase of speed without a sense of racing or straining. The mouth must remain light and the horse must demonstrate a complete acceptance of control without resistance at all times. A horse that does not remain light in the mouth and does not demonstrate a complete acceptance of control without resistance should be penalized.
7. ROAD TROT: Balanced, ground covering. Form should not be sacrificed for speed. Excessive speed should be penalized.
8. SLOW TROT (formerly "Collected"): The neck is raised, thus enabling the shoulders to move with greater ease in all directions, the hocks being well engaged and maintaining energetic impulsion, not withstanding the slower

Part Six – Morgan

movement. The horse's steps are shorter but they are lighter and more mobile.

9. **WORKING TROT:** This is a pace between the strong and the slow trot and more round than the strong trot. The horses go forward freely and straight, engaging the hind legs with good hock action, on a taut but light rein, the position being balanced and unconstrained. The steps should be as even as possible. The hind feet touch the ground in the footprints of the fore feet. The degree of energy and impulsion displayed at the working trot denotes clearly the degree of suppleness and balance of the horses.
10. **STRONG TROT ("Trot On"):** Clear but not excessive increase in pace and lengthening of stride while remaining well balanced and showing appropriate lateral flexion on turns; light contact to be maintained. Excessive speed will be penalized.
11. **JOG-TROT:** Free, slow, easy, without a tendency to mix gaits.
12. **EXTENDED JOG-TROT:** A lengthening of stride while maintaining a free and easy two beat gait.
13. **CANTER:** Smooth, collected and straight on both leads.
14. **LOPE:** Smooth, slow, straight and a three-beat cadence.
15. **EXTENDED CANTER:** The extended canter should be ground covering, free moving and smooth. The extended canter should show a definite lengthening of stride, while still being controlled and mannerly. Extreme speed SHALL be penalized.
16. **EXTENDED LOPE:** A lengthening of stride while maintaining a smooth, straight three beat cadence.
17. **HAND GALLOP:** Long, free ground covering stride under control. Not a fast collected canter, but a true lengthening of stride, correct and straight on both leads. Extreme speed penalized.

## **CHAPTER 55**

### **MORGAN PARK SECTION**

#### **ARTICLE B5501 GENERAL**

1. A Ladies Park Horse should be outstanding in refinement and elegance, with suitability of horse to rider taken into consideration. Expression is paramount and quality is a prime consideration. The execution of gaits should be performed with brilliance on command. The horses should walk and stand quietly.
2. A Junior Competitor Park Horse should be mannerly, willing and expressive, with balanced action. The execution of gaits should be performed with brilliance on command. The horses should walk and stand quietly. Suitability of horse to rider is of particular importance, and manners are still the primary consideration. Stallions are prohibited.
3. An Amateur Park Horse can be a bit stronger and perform in a bolder manner. More action and animation are desired and less emphasis can be put on manners than in Ladies or Junior Competitor Park classes. However, suitability of horse to rider must be considered and manners are still the primary consideration.
4. Morgan Park Horses must not be asked to back.

#### **ARTICLE B5502 MORGAN PARK SADDLE CLASS**

1. Appointments.
  - a) English tack must be used. A flat English saddle is appropriate. Exception Side Saddle English is allowed unless it is prohibited in the prize list.
  - b) A full bridle (curb bit and bridoon) will be proper.
  - c) Spurs and whip are optional.
  - d) Martingales are not permitted.
2. Attire.
  - a) Informal attire recommended is a saddle suit or day coat with contrasting jodhpurs, vest, boots and appropriate derby, soft hat or approved protective headgear.
  - b) Formal attire is worn only after 6:00 PM and consists of a tuxedo style saddle suit, formal shirt with appropriate tie, vest or cummerbund and boots.
  - c) Gloves are optional for informal and formal attire.
3. Shoeing. In Park Saddle classes, the length of toe must not exceed 5-3/4 inches including pads and shoe.

#### **ARTICLE B5503 MORGAN PARK SADDLE CLASS SPECIFICATIONS**

1. MAIDEN, NOVICE, LIMIT, JUNIOR (Four-years-old and under). To be shown at a park walk, park trot and canter and to be judged on quality, presence, performance with proper cadence and balance, and manners 60%; type and conformation 40%.
2. OPEN, STALLIONS, MARES, GELDINGS, UNDER 15 HANDS, 15 HANDS AND OVER, YOUTH. To be shown at a park walk, park trot and canter and to be judged on performance with proper cadence and balance, presence, quality and manners 60%; type and conformation 40%.
3. LADIES, AMATEUR, MASTER, JUNIOR EXHIBITOR. To be shown at a park walk, park trot and canter and to be judged on manners, suitability, quality and performance with prodder cadence and balance, 60%; type and

### Part Six – Morgan

conformation 40%.

4. CHAMPIONSHIP. The same specifications as the above paragraphs except the percentages are 50%-50% instead of 60%-40%.

#### **ARTICLE B5504 MORGAN PARK HARNESS CLASS**

1. General.
  - a) One attendant without whip must head each horse in Park Harness classes.
  - b) All headers in the Morgan Division should be a minimum of sixteen years of age.
  - c) In Park Harness classes (except in Ladies, Amateur and Junior Competitor classes), Judges shall ask for a park walk, a park trot and “show your horse” (a smart trot without excessive speed).
  - d) In Park Harness classes, all drivers must remain seated until all entries have been inspected and judged.
  - e) Driver only is permitted in vehicle except in special carriage, costume or period events. **Exception:** Junior Competitors may be accompanied by an Adult in any driving class.
2. Appointments.
  - a) In all Park Harness classes, a driving snaffle bit with a half cheek and overcheck or sidecheck is considered proper. One or two bits is acceptable.
  - b) In Park Harness classes only, a liverpool bit with sidecheck is permissible if driven in the half cheek. The term “to be driven in the half cheek” means that the reins should be around the post or through the top slot, provided the top slot is 3/4 of the way inside the ring.
  - c) A running martingale may be used only when the horse is driven in a snaffle bit.
  - d) In Park Harness classes horses must be shown to a four-wheeled vehicle.
  - e) Equipment must be in sound condition.
3. Shoeing. In Park Harness classes, the length of toe must not exceed 5-3/4 inches including pads and shoe.

#### **ARTICLE B5505 MORGAN PARK HARNESS CLASS SPECIFICATIONS**

1. MAIDEN, NOVICE, LIMIT, JUNIOR (Four-years old and under). To be shown at a park walk, park trot and “show your horse”, extreme speed will be penalized. To be judged on quality, performance with proper cadence and balance, presence, manners and suitability as a stylish harness horse 60%; type and conformation 40%.
2. OPEN, STALLIONS, MARES, GELDINGS, UNDER 15 HANDS, 15 HANDS AND OVER, YOUTH. To be shown at a park walk, park trot and “show your horse”, extreme speed will be penalized. To be judged on performance with proper cadence and balance, presence, quality, manners and suitability as a stylish harness horse 60%; type and conformation 40%.
3. LADIES, AMATEUR, MASTER, JUNIOR EXHIBITOR. To be shown at a park walk, park trot and “show your horse”, extreme speed will be penalized. To be judged on manners, suitability, quality and performance with proper cadence and balance 60%; type and conformation 40%.
4. CHAMPIONSHIP. The same specifications as the above paragraphs except the percentages are 50%-50% instead of 60%-40%.

## **CHAPTER 56**

### **MORGAN ENGLISH PLEASURE AND PLEASURE DRIVING**

#### **ARTICLE B5601 GENERAL**

1. A Ladies Pleasure Horse must display an elegant, refined and co-operative way of going with absolute acceptance of regimentation of speed and a light mouth at all times. Misconduct, resistance or unpleasantness of any kind must be severely penalized. Transitions of gaits must be effortless and smooth.
2. A Junior Competitor Pleasure Horse must be safe, pleasant and mild mannered, showing complete co-operation. All signs of resistance, resentment or aggression must be severely penalized. Suitability of horse to rider is of particular importance. Stallions are prohibited.
3. An Amateur and Master Pleasure Horse must show all of the tractability and willingness of the fully trained Pleasure Horse. The horse may be somewhat stronger than a Ladies or Junior Competitor horse, but must be completely co-operative and absolutely agreeable at all times. A light mouth and a willing nature are paramount to the Amateur Pleasure Horse.

#### **ARTICLE B5602 MORGAN ENGLISH PLEASURE CLASS**

1. Appointments.
  - a) A flat English saddle is appropriate. Forward seat, Dressage and Western are prohibited.  
**Exception** Side Saddle English is allowed unless it is prohibited in the prize list.
  - b) A full bridle (curb bit and bridoon) will be proper.
  - c) Spurs and whips are optional.
  - d) Martingales are not permitted.
2. Attire.
  - a) Informal attire recommended is a saddle suit or day coat with contrasting jodhpurs, vest, boots and appropriate derby, soft hat or approved protective headgear.
  - b) Formal attire is worn only after 6:00 PM and consists of a tuxedo style saddle suit, formal shirt with appropriate tie, vest or cummerbund, and boots.
  - c) Gloves are optional for informal and formal attire.
3. Shoeing. In English Pleasure classes, the length of toe must not exceed 5 inches including pads and shoe.

#### **ARTICLE B5603 MORGAN ENGLISH PLEASURE CLASS SPECIFICATIONS**

1. In English Pleasure classes horses may be asked to back.
2. MAIDEN, NOVICE, LIMIT, OPEN, STALLIONS, MARES, GELDINGS, UNDER 15 HANDS, 15 HANDS AND OVER, YOUTH. To be shown at a walk, pleasure trot, road trot and canter, with light rein but still maintaining contact with the horse's mouth. To be judged on manners, performance with proper cadence and balance, quality, presence and apparent ability to give a good pleasure ride 60%; type and conformation 40%.
3. JUNIOR HORSE. To be shown at a walk, pleasure trot, road trot and canter, with light rein but still maintaining contact with the horse's mouth. To be judged

### Part Six – Morgan

on manners, quality, performance with proper cadence and balance, presence and apparent ability to give a good pleasure ride 60%; type and conformation 40%.

4. JUNIOR COMPETITOR. To be shown at a walk, pleasure trot, road trot and canter, with light rein but still maintaining contact with the horse's mouth. To be judged on manners, suitability, performance with proper cadence and balance, quality, presence and apparent ability to give a good pleasure ride 60%; type and conformation 40%.
5. LADIES. To be shown at a walk, pleasure trot, road trot and canter, with light rein but still maintaining contact with the horse's mouth. To be judged on manners, suitability, quality, performance with proper cadence and balance, presence and apparent ability to give a good pleasure ride 60%; type and conformation 40%.
6. AMATEUR, MASTER. To be shown at a walk, pleasure trot, road trot and canter, with light rein but still maintaining contact with the horse's mouth. To be judged on manners, performance with proper cadence and balance, suitability, quality, presence and apparent ability to give a good pleasure ride 60%; type and conformation 40%.
7. CHAMPIONSHIP. The same specifications as the above paragraphs except the percentages are 50%-50% instead of 60%-40%.

### **ARTICLE B5604 MORGAN PLEASURE DRIVING CLASS**

1. General.
  - a) In Pleasure Driving classes all drivers must remain seated until all entries have been inspected and judged.
  - b) One attendant without whip must head each horse in Pleasure Driving classes.
  - c) All headers in the Morgan Division should be a minimum of sixteen years of age (EC age).
  - d) Driver only is permitted in vehicle except in special carriage, costume or period events.

**Exception:** Junior Competitors may be accompanied by an Adult in any driving class.
  - e) In two-year Old pleasure Driving Classes, horses will not be asked to back.
2. Appointments.
  - a) A driving snaffle with a half-cheek and overcheck or sidecheck is considered proper in all Harness classes. One or two bits acceptable.
  - b) A running martingale must be used.
  - c) In Pleasure Driving classes horses must be shown to an appropriate two-wheeled vehicle.
  - d) Equipment must be in sound condition.
3. Shoeing. In Pleasure Driving classes, the length of toe must not exceed 5 inches including pads and shoe.

### **ARTICLE B5605 MORGAN PLEASURE DRIVING CLASS SPECIFICATIONS**

1. In Pleasure Driving classes horses may be asked to back.
2. MAIDEN, NOVICE, LIMIT, OPEN, STALLIONS, MARES, GELDINGS, UNDER 15 HANDS, 15 HANDS AND OVER, YOUTH. To be shown at a

Part Six – Morgan

walk, pleasure trot and road trot. To be judged on manners, performance with proper cadence and balance, quality, presence and apparent ability to give a good pleasure drive 60%; type and conformation 40%.

3. JUNIOR HORSE. To be shown at a walk, pleasure trot and road trot. To be judged on manners, performance with proper cadence and balance, quality, presence and apparent ability to give a good pleasure drive 60%; type and conformation 40%.
4. JUNIOR COMPETITOR. To be shown at a walk, pleasure trot and road trot. To be judged on manners, performance with proper cadence and balance, quality, presence and apparent ability to give a good pleasure drive 60%; type and conformation 40%.
5. LADIES. To be shown at a walk, pleasure trot and road trot. To be judged on manners, performance with proper cadence and balance, quality, presence and apparent ability to give a good pleasure drive 60%; type and conformation 40%.
6. AMATEUR, MASTER. To be shown at a walk, pleasure trot and road trot. To be judged on manners, suitability, quality, performance with proper cadence and balance, presence and apparent ability to give a good pleasure drive 60%; type and conformation 40%.
7. CHAMPIONSHIP. The same specifications as the above paragraphs except the percentages are 50%-50% instead of 60%-40%.

## CHAPTER 57

### MORGAN CLASSIC PLEASURE SECTION

#### ARTICLE B5701 GENERAL

1. The Classic Pleasure Horse should be a calm, mild-mannered, safe, using pleasure horse. He must demonstrate flawless manners and be absolutely agreeable to the commands and directions of the rider/driver. He must at all times work on a very light rein without resistance and with only light contact on the bit and although he should be athletic and may be energetic, he must at all times demonstrate a quiet, calm and extremely tractable attitude. Horses indicating aggressiveness, over-collection or excess animation shall be severely penalized. The flight path of the foot should be that of a relaxed using pleasure horse, and any motion or action resulting from shoeing is to be penalized.
2. It is imperative that the horse gives the distinct appearance of being a pleasure to ride with emphasis on the walk and smooth transitions. Horses must stand quietly and back readily.
3. Classic Pleasure classes are open to amateurs only.
4. Headers in Classic Pleasure classes must be a minimum of sixteen years of age.
5. Cross Entering. In Classic Pleasure classes, cross entering is allowed in all other English Pleasure and Pleasure Driving Sections provided the toe and shoeing requirements of the horse are met and only if the prize list so states. Cross entering in all other classes is permitted.
6. Professionals are not to enter the ring while the class is in order except in cases of emergencies and cast shoes or to head Junior Horse or Junior Competitor Classic Pleasure Driving classes.
7. Assistance by professionals with picture presentations is not allowed until the class has been completed and the winner has been announced.

#### ARTICLE B5702 MORGAN CLASSIC PLEASURE SADDLE CLASS

1. Appointments.
  - a) A flat English saddle is appropriate. Forward seat, Dressage and Western are prohibited.  
**Exception** Side Saddle English is allowed unless it is prohibited in the prize list.
  - b) A full bridle (curb bit and bridoon) will be proper.
  - c) Spurs and whips are optional.
  - d) Martingales are not permitted.
2. Attire.
  - a) Informal attire recommended is a saddle suit or day coat with contrasting jodhpurs, vest, boots and appropriate derby, soft hat or approved protective headgear.
  - b) Formal attire is worn only after 6:00 PM and consists of a tuxedo style saddle suit, formal shirt with appropriate tie, vest or cummerbund, and boots.
  - c) Gloves are optional for informal and formal attire.
3. Shoeing. In Classic Pleasure ~~classes full pads are prohibited. Horses may be shown with or without rim pads. Rim pads must follow the inner and outer edge of the shoe and the connection at the heel must not be wider than any aspect of the shoe. The entire sole and frog of the foot must be visible with the exception~~

### Part Six – Morgan

~~of that connection. The~~ length of toe including pads and shoe must not exceed 4-1/2 inches.

#### **ARTICLE B5703 MORGAN CLASSIC PLEASURE SADDLE CLASS SPECIFICATIONS**

1. In Classic Pleasure Saddle classes horses must be asked to back.
2. SADDLE, MAIDEN, NOVICE, LIMIT, OPEN, STALLIONS, MARES, GELDINGS, UNDER 15 HANDS, 15 HANDS AND OVER, JUNIOR, JUNIOR EXHIBITOR, LADIES, AMATEUR, MASTER, YOUTH. To be shown at a walk, pleasure trot, road trot and canter. Horses must stand quietly and back readily. To be judged on manners, performance with proper cadence and balance, and gait 60%; type and conformation 40%.
3. CHAMPIONSHIP. The same specifications as the above paragraph except the percentages are 50%-50% instead of 60%-40%.

#### **ARTICLE B5704 MORGAN CLASSIC PLEASURE DRIVING CLASS**

1. General.
  - a) In Classic Pleasure Driving classes all drivers must remain seated until all entries have been inspected and judged.
  - b) One attendant without whip must head each horse in Classic Pleasure Driving classes.
  - c) All headers in the Morgan Division should be a minimum of sixteen years of age.
  - d) Driver only is permitted in vehicle except in special carriage, costume or period events.  
**Exception:** Junior Competitors may be accompanied by an Adult in any driving class.
2. Appointments.
  - a) In Classic Pleasure Driving classes horses must be shown to an appropriate two-wheeled vehicle.
  - b) In Classic Pleasure Driving classes horses must be shown in a driving snaffle with a half cheek and over check or side check (one or two bits acceptable) A running martingale must be used. Equipment must be in sound condition.
3. Shoeing. In Classic Pleasure classes, ~~horses may be shown with or without rim pads. The~~ length of toe including pads and shoe must not exceed 4-1/2.

#### **ARTICLE B5705 MORGAN CLASSIC PLEASURE DRIVING CLASS SPECIFICATIONS**

1. In Classic Pleasure Driving classes horses must be asked to back.
2. PLEASURE DRIVING, MAIDEN, NOVICE, LIMIT, OPEN, STALLIONS, MARES, GELDINGS, UNDER 15 HANDS, 15 HANDS AND OVER, JUNIOR, JUNIOR COMPETITOR, LADIES, AMATEUR, MASTER, YOUTH. To be shown to an appropriate vehicle at a walk, pleasure trot and road trot. Horses must stand quietly and back readily. To be judged on manners, performance with proper cadence and balance and gait 60%; type and conformation 40%.
3. CHAMPIONSHIP. The same specifications as the above paragraph except that the percentages are 50%-50% instead of 60%-40%.

## **CHAPTER 58**

### **MORGAN WESTERN SECTION**

#### **ARTICLE B5801 GENERAL**

1. Western horses must stand with all four legs perpendicular to the ground in the line.
2. Stallions are prohibited in Junior Competitor classes.
3. Instructions to Riders. Only one hand may be used on reins and hands must not be changed except to negotiate an obstacle in a Trail Horse class. Hand to be around reins. When end of split reins fall on side of reining hand, one finger between reins is permitted. When using romal or when ends of split reins are held in hand not used for reining, no finger between reins is allowed. Rider may hold romal or end of split reins to keep them from swinging and to adjust the position of the reins provided it is held at least 16 inches from the reining hand.
4. Snaffle or Hackamore (Bosal) Horse (Not Allowed in Equitation). A snaffle or hackamore horse is a junior horse and may be shown in a ring snaffle or hackamore with two hands (both hands must be visible to the Judge) and may also be shown in a bridle (one handed). A Junior horse may be switched back and forth from a bridle to snaffle to hackamore.

#### **ARTICLE B5802 SHOEING**

In Western Pleasure classes, the length of toe must not exceed 5 inches including pads and shoe.

#### **ARTICLE B5803 APPOINTMENTS AND ATTIRE**

Western tack must be used in all classes, and appointments and attire must conform to the following:

1. Personal Appointments.
  - a) Competitors must be penalized for incomplete appointments but not necessarily disqualified.
  - b) Riders must wear suitable western hat; long sleeved shirt with any type collar; a necktie, kerchief, bolo tie or pin; trousers or pants (a one-piece equitation suit is acceptable provided it includes a collar) and boots. Riders must wear chaps or shotgun chaps or chinks. A vest, jacket, coat and/or sweater may also be worn. Spurs are optional. Approved protective headgear with harness is optional in all classes; not required to be of Western style.
  - c) A sidesaddle rider must wear an apron of closed or button type with belt under loops. It is suggested that an apron with waistband cut the same as chaps and double thickness be used in classes where chaps are required.

#### **ARTICLE B5804 TACK**

1. Competitors must be penalized for incomplete appointments but not necessarily disqualified. Entries shall be shown with stock saddle but silver equipment will not count over a good working outfit. A sidesaddle shall be considered legal equipment. Tapaderos are prohibited.
2. There shall be no discrimination against any standard Western bit. A standard Western bit is defined as having a shank with a maximum length overall of 8-1/2 inches. The mouthpiece will consist of a metal bar 5/16 inch to 3/4 inch in

Part Six – Morgan

diameter as measured one inch in from the shank. The bars may be inlaid but must be smooth or latex wrapped. Nothing may protrude below the mouthpiece (bar) such as extensions, prongs or rivets designed to intimidate the horse. Rollers attached to the center of the bit are acceptable and may extend below the bar. Jointed mouthpieces are acceptable and may consist of two or three pieces and may have one or two joints. A three-piece mouthpiece may include a connecting ring of 1-1/4 inch or less in diameter or a connecting flat bar of 3/8 inch to 3/4 inch (measured top to bottom with a maximum length of 2 inches), which lies flat in the mouth, or a roller or port as described herein. The port must be no higher than 3-1/2 inches maximum with roller(s) and covers acceptable. Jointed mouthpieces, half-breeds and spade bits are standard. Slip or gag bits, rigid donut mouthpieces, and flat polo mouthpieces are prohibited. Throatlatches permissible. Roping bits with both reins connected to a single rein at center of cross bar must not be used. Reins must be attached to each shank. Any rein design or other device which increases the effective length and thereby the leverage of the shank of a standard western bit is prohibited. Anything that alters the intended use of equipment as provided for in the description of appointments for a given class is considered to be an artificial appliance. No wire, rawhide, metal, latex or other substance can be used in conjunction with or as part of the flat leather chinstrap, or curb chain. Curb chains, if used, and flat leather chin straps must be at least 1/2" in width and lie flat against the jaws of the horse. Round, rolled, braided or rawhide curb straps are prohibited. A light leather lip strap is permissible.

3. Standard snaffle bits are permitted in any class on a junior horse four-years-old and under. A junior horse may be switched back and forth from a bridle to a snaffle.

**Exception:** Equitation. A standard snaffle bit is defined as a center jointed single, rounded, unwrapped smooth mouthpiece of 5/16" to 3/4" diameter metal as measured from ring to 1" in from the ring with a gradual decrease to the center of the snaffle. The rings may be from 2" to 4" outside diameter of either the loose type, eggbutt, dee or center mounted without cheeks. If a curb strap is used it must be attached below the reins.

4. Hackamores (Bosals) are permitted in any class on a junior horse four-years-old and under. A junior horse may be switched back and forth from a bridle to a hackamore.

**Exception:** Equitation. A hackamore includes a bosal rounded in shape and constructed of braided rawhide or leather and must have a flexible nonmetallic core, attached to a suitable headstall. Attached reins must be of hair, rope, leather, or leather-like materials. No other material of any kind is to be used in conjunction with a bosal (i.e. steel, metal or chains).

**Exception:** Smooth plastic electrical tape is acceptable.

5. Horses shall not be shown with artificial appliances that would tend to alter their performance. Use of tongue ties or materials of any kind placed in the horse's mouth other than a standard Western bit or snaffle bit as defined in B504.3 & 4 is prohibited Hackamore bits, cavesson type nosebands, martingales and tie-downs are prohibited. A Judge does not have the authority to add or remove any of the standard equipment as specified above. Hackamore bits, cavesson type nosebands, martingales and tie-downs are prohibited. A Judge does not have the authority to add or remove any of the standard equipment as specified above.

Part Six – Morgan

6. Bandages and boots of any type are prohibited. In the event of injury, the Judge may permit a protective bandage. In Reining and Stock Seat (Pattern/Reining) Equitation classes the use of shin boots, bell boots and/or protective bandages on the front legs and standard sliding or rundown boots on the rear fetlocks are permitted.

**ARTICLE B5805 CONDUCT – WESTERN SECTION CLASSES**

1. If bridles are to be checked, it is the sole responsibility of the Judge to do so. The Judge may designate the Steward to check bridles at the out-gate. Riders must dismount.
2. Any class with 50 or more entries must be divided. Awards and prize money must be given in each section; add-back money to be awarded according to number of horses in each section.
3. Classes which require individual performances shall have a draw performed by the Competition Management to determine the horses' order to perform. A systematic rotation of the starting list must be employed so that a complete cycle is made during the competition. This draw (order of go) will be posted at least one hour before the start of the class. The draw must be adhered to except in the following cases:
  - a) If a competitor is showing more than one horse, his/her horses shall be staggered to allow for changing horses
  - b) No horse shall perform as the first horse in more than one class per competition unless there are more classes than horses
  - c) An accident
  - d) Multiple rings showing.
4. Courses or patterns for classes which require individual performance will be posted at least one hour prior to the start of the class. The posted pattern is to be followed unless a change becomes necessary due to safety considerations. If a pattern or course is posted and publicly announced, the announcement shall be for the benefit of the audience and if there is any discrepancy between the posted pattern and the announced pattern, the posted pattern is the pattern to be followed.
5. Except in Trail classes, all competitors must remain mounted until they have left the ring. All horses must leave the ring in a forward motion, no backing out of the arena. Riders must be mounted when leaving the arena. A disqualified or eliminated competitor who continues to school excessively will be asked to leave the arena. Any delay or refusal will subject the competitor to further disciplinary action. No horse or competitor will be allowed to enter or show in any class in which he is not eligible. In all classes where horses perform individually, they shall enter the ring one at a time, rather than work out of a line-up in the arena.
6. In the case of a first place tie in a Trail Horse class, tied horses must repeat part of the course or pattern.

**MORGAN WESTERN PLEASURE SECTION**

**ARTICLE B5806 GENERAL**

1. The Morgan Western Pleasure Horse should be a mild mannered individual whose attitude and gaits provide a pleasant riding experience. He should have substance, especially in the rear quarter, be close coupled, and have good definition of withers while demonstrating proper Morgan type and conformation.
2. The Morgan Western Pleasure head carriage should be naturally comfortable, varying from individual to individual, but should never be exaggerated in a position too high or too low for correct body balance. The face should not be set behind the vertical. Head carriage below the withers must be severely penalized.
3. All Western Pleasure horses being considered for a ribbon must be required to back and be judged on willingness.

**ARTICLE B5807 WORKING**

1. Horses are to be shown at a flat-footed four-beat walk; free moving easy riding two-beat jog and three-beat lope both ways of the ring on a reasonably loose rein without undue restraint. Extended gaits may be called for by the Judge. Entries shall be penalized for being on the wrong lead. Special emphasis shall be placed on the walk. Horses may be asked to back, but horses being considered for a ribbon must be asked to back and be judged on willingness.
2. Green Pleasure Horse. A green pleasure horse is a horse that has not been shown in any pleasure horse class prior to January 1 of the previous year, excluding pleasure futurities.
3. Championship. To be eligible horses must have been entered, shown and judged in any other class in this section.
4. Refer to article B 5809 Western Pleasure Chart

**ARTICLE B5808 MORGAN WESTERN PLEASURE  
CLASS SPECIFICATIONS**

1. Refer to Morgan Western Pleasure Horse Chart.
2. MAIDEN, NOVICE, LIMIT, OPEN, STALLIONS, MARES, GELDINGS, UNDER 15 HANDS, 15 HANDS AND OVER, YOUTH. To be shown at a walk, jog-trot and lope, with light rein but still maintaining contact with horse's mouth. The judge may ask for an extension of any gait. To be judged on manners, performance with proper cadence and balance, quality, presence and apparent ability to give a good pleasure ride with emphasis on manners and gait 60%; type and conformation 40%.
3. JUNIOR HORSE (Four-years-old and under). To be shown at a walk, jog-trot, and lope, with light rein but still maintaining contact with horse's mouth. The judge may ask for an extension of any gait. To be judged on manners, performance with proper cadence and balance, quality, presence and apparent ability to give a good pleasure ride with emphasis on manners and gait 60%; type and conformation 40%.
4. JUNIOR COMPETITOR. To be shown at a walk, jog-trot, and lope, with light rein but still maintaining contact with horse's mouth. The judge may ask for an extension of any gait. To be judged on manners, suitability, performance with proper cadence and balance, quality, presence and apparent ability to give a

Part Six – Morgan

good pleasure ride with emphasis on manners and gait 60%; type and conformation 40%.

5. LADIES. To be shown at a walk, jog-trot, and lope, with light rein but still maintaining contact with horse's mouth. The judge may ask for an extension of any gait. To be judged on manners, suitability, performance with proper cadence and balance, quality, presence and apparent ability to give a good pleasure ride with emphasis on manners and gait 60%; type and conformation 40%.
6. AMATEUR, MASTER. To be shown at a walk, jog-trot, and lope, with light rein but still maintaining contact with horse's mouth. The judge may ask for an extension of any gait. To be judged on manners, suitability, performance with proper cadence and balance, quality, presence and apparent ability to give a good pleasure ride with emphasis on manners and gait 60%; type and conformation 40%.
7. CHAMPIONSHIP. The same specifications as the above paragraphs except the percentages are 50%-50% instead of 60%-40%.

**ARTICLE B5809 MORGAN WESTERN PLEASURE HORSE CHART**

	<b>GOOD</b>	<b>MINOR FAULTS</b>	<b>MAJOR FAULTS</b>	<b>ELIMINA TION</b>
<b>WALK</b>	ground covering; flat footed; elastic, four beat, good attitude	slow; disinterested; not attentive	nervous; jogging; not walking	
<b>JOG</b>	easy riding; good motion; consistent; steady	too slow; too fast	not performing a two-beat jog; failing to jog both front & back; hard or rough riding, short choppy or over animated; dragging feet	
<b>EXTENDED JOG</b>	easy riding; good motion; consistent; Fluid; energetic; balanced; ground covering; defined lengthening	inconsistent speed	breaking gaits; pulling; hard or rough riding; no increase in speed	

Part Six – Morgan

<b>LOPE</b>	easy riding; good motion; consistent; steady	too slow; too fast	wrong lead; pulling; not performing three-beat lope; hard or rough riding	
<b>EXTENDED LOPE</b>	Ground covering; free moving smooth; lengthening of stride; controlled	inconsistency of speed	wrong lead; pulling; breaking gait; hard or rough riding; no increase in speed	
<b>BACK</b>	proper flexion; readily responsive; back in straight line	hesitant; not backing straight;	throwing head; gaping; pulling; not backing; rearing	
<b>GENERAL</b>	smooth; steady; easy riding; proper flexion & balance; good attitude	over or under flexion; sour ears; switching tail; inconsistent speed; out of balance; poll too high or too low to throw horse out of balance; improper or incomplete appointments	throwing head; bad mouth; con- stant bumping the bit; gaping; constant breaking of gaits; obvi- ous schooling	2 hands on reins <b>Exception:</b> snaffle or hackamore horses; fingers between closed reins; more than one finger between split reins; kicking; lameness; illegal equipment; bleeding mouth; fall of horse or rider; cueing horse in front of forward cinch

**MORGAN WORKING WESTERN SECTION**

**B5810 MORGAN WORKING WESTERN GENERAL**

1. In the event a rule within the Morgan Working Western section takes a clear exception to a general rule, or clearly departs from a general rule, the Morgan Working Western section rule shall govern.
2. Judges
  - a) EC General Performance, Western, Equitation, EC Morgan judges (preferably experienced in judging Working Western Events), National Reining Horse Association (NRHA), National Reined Cow Horse Association (NRCHA), judges licensed in a non-affiliated breed for working western classes (i.e. AQHA, APHA, APHC, etc.) and/or those holding a Specialty Card with the Arabian Horse Association shall judge the Morgan Working Western section. A guest card is required for any judge other than an EC licensed General Performance, Western, Equitation or Morgan judge.
  - b) Exception: Timed events such as Ranch Sorting, Ranch Team Penning, Ranch Roping, and Gymkhana events shall be judged and timed by an EC licensed official.
3. Horses must be at least 3 years of age to compete in the Working Western section. Exception: 2 year olds are eligible to compete in Ranch Conformation.
4. Class/Horse Restrictions:
  - a) There is no restriction on the number of horses a rider may show in a class.
  - b) No horse may be ridden more than once per class in Working Western classes. EXCEPTION: GREEN RIDER CLASS.
  - c) All horses may be shown in one class (i.e. Stallion, mares and geldings).
5. Substitution of Riders: Competition management may only allow substitutions in case of injury.
6. The rider in a championship class does not have to be the same as the rider in the qualifying class.
7. Order of go:
  - a) Will be drawn in a random manner (computer/electronically, shuffling cards, drawing numbers, etc.).
  - b) The order of go will be posted at least one hour before the start of the class.
8. The score is to be announced before the next rider begins a pattern unless the score is held for review by the judge(s). A held score is to be announced at the earliest opportunity between rides after review by the judge(s).
9. Exhibitors with multiple horses will not be back to back, where total number of horses entered will permit.
10. When specified patterns are required, patterns for each class must be posted at least one hour prior to the start of the class.
11. If a tie for first place occurs, the tie may be broken at the judge's decision or a work-off.
12. Horses may be shown one-handed in a bridle or two-handed in a Hackamore or Western Snaffle reins in any Morgan Working Western Class regardless of age.
13. No time outs are permitted within Working Western classes.

## ARTICLE B5811 CLASSES

Classes may be offered in any division as described in Article B5202.

## ARTICLE B5812 APPOINTMENTS AND ATTIRE

1. Black hoof polish is discouraged.
2. Braiding or banding of mane prohibited (exception: timed events).
3. Tail extension prohibited.
4. Trimming of bridle path, fetlocks, facial hair and ears are allowed.
5. Equipment with silver should not count over a good working outfit. Silver on bridles and saddles is discouraged.
6. Protective boots and wraps are permitted.
7. Horses may be barefoot or shod. No restrictions on type of shoe.
8. Tongue Ties are not permitted.
9. Tack
  - a. Bits
    - i) All bits must be free of mechanical device.
    - ii) A hackamore includes a bosal rounded in shape and constructed of flexible braided rawhide or leather and must have a flexible non-metallic core attached to a suitable headstall with maximum diameter of 3/4" at the cheek. Attached reins must be of hair, rope, leather or leather-like materials. Other material of any kind must not be used in conjunction with a bosal, i.e., steel, metal or chains (Exception: Smooth plastic electrical tape is acceptable).
    - iii) Snaffle bits: conventional O-ring, egg-butt, or D-ring with a ring no larger than 4" and no smaller than 2". The inside circumference of the ring must be free of rein, curb or headstall attachments which would provide leverage. The mouthpiece should be round, oval or egg-shaped, smooth and free of wire. It may be inlaid, but smooth and/or latex wrapped. The bars must be a minimum of 5/16" in diameter, measured 1" in from the cheek with a gradual decrease to center of the snaffle. Optional curb strap is acceptable however curb chains are not acceptable. These requirements remain the same for all classes in which a rider may use a snaffle bit.
    - iv) Curb bit: has a solid or broken mouthpiece, has shanks and acts with leverage. It should be considered a standard Western bit. A standard Western bit includes:
      - (1) 8 1/2" maximum length shank to be measured as indicated in the NRHA Reining Rules and Regulations. Shanks may be fixed or loose.
      - (2) Bars must be round, oval or egg-shaped, smooth and unwrapped metal (or other hard rubber or plastic) of 5/16" to 3/4" in diameter, measured 1" from the cheek. They may be inlaid, but must be smooth or latex wrapped. Nothing may protrude more than 1/8 inch below the mouthpiece (bar).
      - (3) The port must be no higher than 3 1/2" maximum, with rollers and covers acceptable. Broken mouthpieces, halfbreeds, and spades are standard.
      - (4) When a curb bit is used, a curb strap or curb chain is required and must be at least 1/2" in width, lie flat against the jaw. Wire,

## Part Six – Morgan

rawhide, metal or other substance must not be used in conjunction with or as part of the leather chin strap, or curb chains. Rounded, rolled, twisted, braided or rawhide curb straps are prohibited.

v) Slip bits, donuts or flat polo mouthpieces are not acceptable.

vi) Gag bits are permitted in timed events but are prohibited in all others.

### b. Reins:

i) Either split reins or romal reins are acceptable.

ii) Only one hand may be used on reins and hands must not be changed except to negotiate an obstacle in a Trail Horse Class. See specific classes for exceptions.

iii) When ends of split, reins fall on side of reining hand, one finger between reins is permitted.

iv) When using romal or when ends of split reins are held in hand not used for reining, no finger between reins is permitted. Rider may hold romal or end of split reins to keep them from swinging and to adjust the position of the reins provided it is held with at least 16 inches of rein between the hands. Please see class descriptions for exceptions.

### c. Breast collar or rear cinch not required.

## 10. Attire:

a) Shall be appropriate for the class entered. Shall include a long sleeve shirt, western hat or protective headgear and boots. Chaps, shotgun chaps and chinks optional. Exception: short sleeved shirts permitted in timed events.

b) Headgear: Any exhibitor may wear protective headgear (ASTM/SEI) in lieu of a western hat and/or a protective safety vest, specifically designed for use in equestrian sport in any division or class without penalty from the judge.

c) Ropers are not required to wear a western hat.

d) Baseball caps are not permitted.

## **ARTICLE B5813 WORKING WESTERN – NON-CATTLE CLASSES**

### **1. Ranch Riding**

Ranch Riding classes held in the Morgan division are to be conducted in accordance with the EC Section F, General Performance, Western, Equitation Division Chapter 13 Articles F1301 - F1305, except as stated herein or above. Three patterns are provided in section F, a judge may utilize a different pattern as long as all required maneuver and the three optional maneuvers are included.

### **2. Ranch Trail**

a) The ranch trail class should test the horse's ability to cope with situations encountered while being ridden through a pattern of obstacles generally found during the course of everyday ranch work. The horse/rider team is judged on the correctness, efficiency and pattern accuracy with which the obstacles are negotiated and the attitude and mannerisms exhibited by the horse. Judging emphasis is on identifying the well broke, responsive and well-mannered horse which can correctly navigate and negotiate the course. The ideal ranch trail horse should have a natural ranch horse appearance from head to tail in each maneuver.

b) The ranch trail course will include no less than six and no more than nine obstacles. It is mandatory that the horse be asked to walk, trot and lope during the course. Walk can be part of obstacle score or be scored with

Part Six – Morgan

the approaching obstacle. Trot must be at least 35 feet and score with approaching obstacle. Lope must be lead-specific, at least 50 feet and score with approaching obstacle. Care must be exercised to avoid setting up any obstacles that may be hazardous to the horse or rider.

- c) When setting courses, management will be mindful that the idea is not to trap a horse/rider team or eliminate it by making an obstacle too difficult. All courses and obstacles are to be constructed with safety in mind so as to reduce the risk for accidents. Show committee shall have the option of setting up the trail course to best fit the arena conditions. An outdoor course is recommended if appropriate terrain is available. Each single-performance event can be time consuming, especially with large classes, so it is imperative that time restrictions are placed on this class. The show committee, either through a pilot run or estimation, shall select a course that has a continuous and positive flow that can be negotiated in four minutes or less. At show management option the competition trail course may be made available to exhibitors or posted prior to the day of competition. It must be posted at least one hour prior to competition. Printed handouts for exhibitors are helpful and encouraged. Exhibitors are permitted to walk the course prior to the class.
- d) Judges must walk the course and have the right and duty to alter the course if it is not in keeping with the intent of the class. Judges may remove or change any obstacles they deem unsafe, non-negotiable or unnecessarily difficult. Any time a trail obstacle becomes unsafe during a class, it shall be repaired or removed from the course. If the course cannot be repaired and some horses have completed the course, the score for that obstacle shall be deducted from all previous draws in that class.
- e) The course must be designed using the mandatory obstacles and maneuvers plus optional obstacles. Combining two or more of the obstacles is acceptable.
  - i) PROHIBITED OBSTACLES: Tarps, water obstacles with slick bottoms, PVC pipe used as a jump or walk over, tires, rocking or moving bridges, logs elevated in a manner that permits such to roll in a dangerous manner.
  - ii) MANDATORY OBSTACLES AND/OR MANUEVERS.
    - (1) Ride over obstacles on the ground (usually logs). Walk, trot or lope may be used but only one gait is required. - Walk-overs: Walk over no more than five logs no more than 10 inches high and spacing between 26 – 30 inches. The formation may be straight, curved, zigzagged
    - (2) or raised. - Trot-overs: Trot over no more than five logs no more than 10 inches high. The space between logs or poles should be 36-42 inches. The formation can also be straight, curved, zigzagged or raised. - Lope-overs: Lope over no more than five logs no more than 10 inches high. The space between logs should be 6 to 7 feet. The formation can also be straight, curved, zigzagged or raised.
    - (3) Opening, passing through and closing a hinged swinging gate or a rope gate: Use gate that will not endanger horse or rider and requires minimum side-passing.

### Part Six – Morgan

- (4) Ride over wooden bridge: Bridge should be sturdy, safe and negotiated at a walk only. Heavy plywood lying flat on the ground is an acceptable simulation of a bridge. Suggested minimum width shall be 36 inches wide and at least 6 feet long.
  - (5) Backing obstacles: Backing obstacles are to be spaced at a minimum of 28 inches. If elevated, 30 inch spacing is required. Back through and around at least three markers. Back through L, V, U or straight or similarly shaped course which may be elevated no more than 24 inches.
  - (6) Side-pass obstacle: Any object which is safe and of any length may be used to demonstrate responsiveness of the horse to leg signals. Raised side pass obstacles should not exceed 12 inches.
  - (7) Drag an object: For open, cowboy and amateur classes ONLY. The drag is not to be used in youth classes. Drag may be a complete figure eight and may begin in either direction. The exhibitor must have the rope dallyed on the saddle horn (half or full dally) for the duration of the drag.
- iii) OPTIONAL OBSTACLES. Optional obstacles may be used provided the obstacles can be found in everyday ranch work. Optional obstacles from which selections can be made include, but are not limited to:
- (1) Water hazard (ditch or small pond). No metal or slick bottom-boxes will be used.
  - (2) Serpentine obstacles at walk or jog. Spacing to be minimum of 6' (1.8 meters) for jog.
  - (3) Carry object from one part of arena to another. (Only objects which reasonably might be carried on a trail ride may be used)
  - (4) Ride over wooden bridge. (Suggested minimum width shall be 36" (90 cm) wide and at least six feet long). Bridge should be sturdy, safe and negotiated at a walk only.
  - (5) Put on and remove slicker.
  - (6) Remove and replace materials from mailbox.
  - (7) Side pass (may be elevated to 12" (30 cm) maximum).
  - (8) An obstacle consisting of four logs or rails, laid in a square. Minimum width of the square should be 6' (1.8 m). Each contestant will enter the square by riding over log or rail as designated. When all four feet are inside the square, rider should execute a turn, as indicated, and depart.
  - (9) Any other safe and negotiable obstacle which could reasonably be expected to be encountered on a trail ride and meets the approval of the judge may be used.
  - (10) A combination of two or more of any obstacle is acceptable.
  - (11) Unacceptable trail course obstacles include:**
    - (a) Tires
    - (b) Animals
    - (c) Hides
    - (d) PVC pipe
    - (e) Dismounting
    - (f) Jumps
    - (g) Rocking or moving bridges
    - (h) Water box with floating or moving parts

## Part Six – Morgan

- (i) Flames, dry ice, fire extinguisher, etc.
- (j) Logs or poles elevated in a manner that permits such to roll
- iv) CREDITS AND PENALTIES. All runs begin upon entering the pen and any infractions are subject to penalty at that time (such as two hands on the reins, using either hand to instill fear or praise, etc.). The rider has the option of eliminating any obstacle, however this will result in being “off pattern” (OP) and the horse/rider team may not place above others who have completed the pattern correctly. A judge may ask a horse to pass on an obstacle after three refusals or at any time for safety concerns. Credit is given to horse/rider teams who negotiate the obstacles correctly and efficiently. Horses should receive credit for showing attentiveness to obstacles and ability to negotiate through the course when the obstacles warrant it while willingly responding to rider’s cues on more difficult obstacles. Quality of movement and cadence should be considered part of the maneuver score for the obstacle.

### (1) Penalties are assessed as follows:

- (a) - 1 Point Penalties: Over-bridled (per maneuver), out of frame (per maneuver), Each hit, bite or stepping on a log, cone plant or any component of the obstacle, incorrect or break of gait at walk or jog for two (2) strides or less; both front or hind feet in a single-stride slot or space at a walk or jog; skipping over or failing to step into required space; split pole in lope-over; incorrect number of strides.
- (b) - 3 Point Penalties: Wrong lead or out of lead; draped reins; break of gait at lope; break of gait at walk or jog for more than two (2) strides.
- (c) - 5 Point Penalties: Spurring in front of cinch; blatant disobedience; use of either hand to instill fear/ praise; use of two hands per maneuver; more than one finger between split reins or any fingers between romal reins per maneuver; knocking over, stepping out of or falling off an obstacle; dropping an object required to be carried; 1st or 2nd cumulative refusal; letting go of gate, four or more steps on mount/dismount or ground tie.
- (d) - 10 point: Unnatural ranch horse appearance (Horse’s tail is obvious and consistently carried in an unnatural manner in every maneuver)
- (e) Off-Pattern (OP): Breaking pattern; leaving working area before pattern is complete; 3rd refusal; repeated blatant disobedience, and failure to dally and remain dallied. Exhibitors cannot place above others who complete pattern correctly.
- (f) Disqualification (DQ): Lameness, abuse, illegal equipment, disrespect or misconduct, improper western attire; fall of horse/rider.

## **3. Ranch Reining**

Ranch Reining classes held in the Morgan division are to be conducted in accordance with the current NRHA Handbook, except as stated herein or above.

**4. Ranch Conformation**

The purpose of a ranch conformation is to preserve ideal Morgan Horse type by selecting well-mannered individuals in the order of their resemblances to the breed ideal that are the most positive combination of balance, structural correctness, and movement appropriate to the Morgan Ranch Horse. The ideal Ranch conformation horse should have a natural ranch horse appearance from head to tail. This is an all sex, all age class. All horses will be shown together as one class. The ranch conformation class must be held after the conclusion of the other ranch events. Class to be conducted according to the discretion of the judge.

- a) Two year olds may show in the Ranch Horse Versatility Conformation class.
- b) Horses are to be shown in a good working halter: rope, braided, nylon or plain leather. A lead shank with an attached chain may be used under the chin.
- c) Exhibitors may enter and show more than one horse in ranch conformation classes. The preference is for another family member to show the additional horse(s).

**5. Gymkhana**

- a) Gymkhana refers to an equestrian event consisting of speed pattern racing and timed games for riders on horses.
- b) These events are timed events and do not need a licensed judge. The show committee will provide timing and officiating personnel.
- c) Gymkhana classes held in the Morgan division are to be conducted in accordance EC Section F General Performance, Western Equitation Chapter 14 Articles B1401 to B1407 and B1409.
- d) Classes
  - i) Barrel Racing
  - ii) Pole Bending
  - iii) Stake Race
  - iv) Cowboy Mounted Shooting

Part Six –Morgan

**ARTICLE B5814 WORKING WESTERN – CATTLE CLASSES**

Working Cow Horse Classes held in the Morgan division are to be conducted in accordance with the EC Section F General Performance, Western, Equitation Division Chapter 13 Articles F1301 - F1305, except as stated herein or above.

1. Working Cow Horse Classes.
  - a) Working Cowhorse including reined and fence work (see the NRCHA rulebook for class specifics).
2. Limited Working Cow horse – as working cow horse with the following exceptions
  - a) No reined work
  - b) Limited ranch cow work exhibitors are allotted one minute and thirty seconds to complete the work. When there is 30 seconds left, the announcer will announce, 30 seconds remaining. At one minute and thirty seconds, the announcer will call for time. Exhibitors are not required to use all of the allotted time, but must ride until the judge whistles the end of the run or time expires, whichever occurs first.
  - c) There are four parts to the work: boxing the cow; setting up the cow and driving it down the fence to the opposite end of the arena; and boxing it at the opposite end of the arena, and then driving the cow past the middle marker again. There is no expectation that the exhibitor will make a ‘fence turn’, rather the drive down the fence demonstrates correct position and control around the corner.
    - i) Part One – Boxing the Cow – The rider shall ride into the arena, face the cattle entry gate, and signal for their cow to be turned into the arena. The cow shall be controlled on the entry end of the arena for a sufficient amount of time to demonstrate the horse’s ability to “hold” the cow. If the cow does not immediately challenge the horse, the rider shall aggressively move in on the cow to demonstrate his horse’s ability to drive and block the cow.
    - ii) Part Two - Set Up Cow and Drive Down Fence to Opposite End of Arena – After the cow has been controlled on the entry end of the arena, the rider shall set the cow up for driving down the side of the arena. When coming out of corner, the horse shall be close enough to cow to demonstrate control with cow against the fence. This distance and control should be maintained for approximately 1/2 to 3/4 the length of arena. Rider will then stop and release the cow and move horse toward center of arena to set the cow up for boxing.
    - iii) Part Three – Boxing the Cow at Opposite End of Arena – The exhibitor will regain control or “hold” the cow at end of the arena to demonstrate the horse’s ability to “hold” the cow.
    - iv) Part Four – Drive the Cow back down the fence past the middle marker and continue until the judge blows the whistle to show completion.
3. Working Cow Horse Boxing
  - a) PART 1 Reined Work:

Horses shall work individually. Judging begins the moment the Horse enters the arena. There will be no schooling from the time the horse enters the arena. A reined work must consist of the following: circles, lead changes and runs terminating in well-balanced stops straight to the line of travel, turns and a back-up of a reasonable distance with slight hesitations

## Part Six – Morgan

denoting each maneuver. NRCHA Rein Work Patterns are required. The judge may deviate from traditional order of performance and he/she may also deviate from the exact printed pattern due to arena conditions. The judging ends when the rider indicates he/she is finished by coming to a complete stop. Praising or rewarding of the horse is only allowed after the reining pattern is complete and before the exhibitor calls for a cow. The best reined horse shall be easily guided or controlled with little or no apparent resistance. Bad manners exhibited by the horse will be penalized. All deviations from the exact given pattern must be considered a loss of control and marked down accordingly. Credit shall be given for the smoothness, finesse, attitude, quickness and authority of performing various maneuvers while using controlled speed which raises the difficulty level and makes the horse more exciting and pleasing to watch.

b) PART 2 Boxing:

At the start of the work, each contestant, upon receiving a cow in the arena, shall hold that cow on the prescribed end of the arena for a sufficient time to demonstrate the ability of the horse to contain the cow at that end. The horse should exhibit superior cow sense and natural cow working ability without excessive reining or spurring. In the head-to-head working position, the degree of difficulty shall be considered.

## ARTICLE B5815 VERSATILITY CHAMPIONSHIP

### 1. Ranch Horse Versatility Championship

Ranch Horse Versatility is a combination of classes that represent activities performed on a working cattle ranch. A Ranch Horse Versatility Championship may be offered which combines the placings from all working western classes to award an overall Ranch Horse Versatility Championship ranking.

- a) Exhibitors must enter a minimum of 3 classes which must include ranch conformation and one cattle class. If an exhibitor enters more than the minimum 3 classes the additional class placings will be added into his versatility score. The show committee will decide how they wish to award points to class placings though must be consistent from class to class. If there is a tie, the cattle class is used to break the tie. The decision of how to award points must be listed in the prize list.
- b) The show committee may designate which classes are included in the Ranch Horse Versatility Championship from the following list:
  - i) Ranch Riding
  - ii) Ranch Trail
  - iii) Ranch Reining
  - iv) Working Cow horse Boxing
  - v) Working Cow horse
  - vi) Limited Working Cow horse
  - vii) Ranch Conformation

### 2. Working Western Versatility Championship.

Working Western Versatility is similar to Ranch Horse Versatility but without the cattle classes. A Working Western Versatility Championship may be offered which combines the placings from all non-cattle classes offered in the Working Western section to award an overall Working Western Versatility Championship ranking.

Part Six – Morgan

- a) Exhibitors must show in a minimum of 3 of the Working Western Non Cattle classes to participate. Show committees must list in the prize list which classes (3 or more) will qualify for the championship. If an exhibitor enters more than the minimum 3 classes the additional class placings will be added into his versatility score. The show committee will decide how they wish to award points to class placings though must be consistent from class to class. The show committee will determine how they wish to break a tie, should a tie occur. The decision of how to award points and break a tie must be listed in the prize list.
- b) The show committee may designate which classes are included in the Ranch Horse Versatility Championship from the following list:
  - i) Ranch Riding
  - ii) Ranch Trail
  - iii) Ranch Reining
  - iv) Ranch Conformation
  - v) Gymkhana

## **CHAPTER 59**

### **MORGAN HUNTER PLEASURE SECTION**

#### **ARTICLE B5901 GENERAL**

1. The Hunter Pleasure Horse should be a mild mannered individual capable of working on a light rein with only light contact with the bit. He should have ground covering gaits that would be comfortable for horse and rider over extended periods of time. He must have impeccable manners and should clearly enjoy his work. He should not be penalized for slight errors.
2. The Morgan Hunter Pleasure Horse must demonstrate proper Morgan type and conformation. The Morgan may travel with his nose out slightly ahead of the vertical. A Morgan Hunter Pleasure horse should not carry his head behind the vertical. The horse should give a ground-covering impression.
3. Morgan Hunter Pleasure horses must stand with all four legs perpendicular to the ground in the line-up.
4. Horses may be asked to back

#### **ARTICLE B5902 APPOINTMENTS**

The Morgan Hunter Pleasure Horse shall be shown with hunter-style equipment. Saddles must be forward or balanced seat with or without a shaped pad. Bits include snaffle, pelham, kimberwick or full bridle (curb and snaffle). Curb or Pelham bits with cheek pieces exceeding five and one-half inches (5 ½") in total length are prohibited. The length of the shank is measured from the uppermost part of the headstall slot to the rein ring. Ornamented bridles, browbands or cavessons are not permitted. Reins may be braided, laced, or plain when used with a snaffle, pelham or hunting double bridle. Breastplates are permissible, but martingales are prohibited. Mane and tail may be braided in traditional hunter style. No discrimination will be made against a full, unbraided mane and tail.

#### **ARTICLE B5903 ATTIRE**

1. In Morgan Hunter Pleasure classes, it is not mandatory that a Junior Competitors wear approved protective headgear harness. Riders may not be barred from showing for not wearing harness. Protective headgear may be worn without penalty.
2. Informal Attire. Recommended informal attire should include traditional hunter-style jacket, breeches or hunter jodhpurs, dark hunting cap, derby or approved protective headgear, and appropriate boots. A stock choker or four-in-hand tie with any color shirt is correct.
3. Formal Attire. Recommended formal attire consists of a hunter shadbelly with buff or canary breeches, stock tie, canary vest, top hat and hunt boots. Formal attire (shadbelly) is optional for all female competitors after 6:00 PM or in Championship classes held at any time.
4. In all classes, gloves, hunter crop or bat, spurs and appointments are optional.

#### **ARTICLE B5904 SHOEING**

In Hunter Pleasure classes, the length of toe must not exceed 5 inches including pads and shoe.

**ARTICLE B5905 MORGAN HUNTER PLEASURE  
CLASS SPECIFICATIONS**

1. In Morgan Hunter Pleasure classes, horses may be asked to back.
2. MORGAN HUNTER PLEASURE HORSES, OPEN, STALLIONS, MARES, GELDINGS, UNDER 15 HANDS, 15 HANDS AND OVER, GEN TLEMEN, MAIDEN, NOVICE, LIMIT, YOUTH. To be shown at a walk, trot, extended trot, canter and extended canter, with light rein but still maintaining contact with horse's mouth. To be judged on manners, performance with proper cadence and balance quality, presence and apparent ability to give a good pleasure ride 60%; type and conformation 40%.
3. JUNIOR HORSE. To be shown at a walk, trot, extended trot, canter, and extended canter with light rein but still maintaining contact with the horse's mouth. To be judged on manners, quality, performance with proper cadence and balance, presence and apparent ability to give a good pleasure ride 60%; type and conformation 40%.
4. JUNIOR EXHIBITORCOMPETITOR. To be shown at a walk, trot, extended trot, canter and extended canter with light reining but still maintaining contact with the horse's mouth. To be judged on manners, suitability, performance with proper cadence and balance, quality, presence and apparent ability to give a good pleasure ride 60%; type and conformation 40%.
5. LADIES. To be shown at a walk, trot, extended trot, canter and extended canter with light rein but still maintaining contact with the horse's mouth. To be judged on manners, suitability, quality, performance with proper cadence and balance, presence and apparent ability to give a good pleasure ride 60%; type and conformation 40%.
6. AMATEUR, MASTER. To be shown at a walk, trot, extended trot, canter and extended canter with light rein but still maintaining contact with the horse's mouth. To be judged on manners, performance with proper cadence and balance, suitability, quality, presence and apparent ability to give a good pleasure ride 60%; type and conformation 40%.
7. CHAMPIONSHIP. The same specifications as Hunter Pleasure Open except that the percentages are 50%-50% instead of 60%-40%.

## **CHAPTER 60**

### **MORGAN ROADSTER SECTION**

#### **ARTICLE B6001 GENERAL**

1. **Gait Requirements.** The principal gait assignment for Roadsters is the trot. They shall be asked to trot at three distinctive speeds: the slow jog-trot, the faster road gait and at full speed. Judges may ask Roadsters to walk. At all speeds they shall work in form with their heads set and their legs working beneath them. The trot should be balanced. Long sprawling action in front, dragging or trailing hind legs and straddle gaited behind makes a balanced trot impossible. Animation, action, brilliance and show ring presence should characterize Roadsters in working at a jog-trot or road gait. When asked to show at speed, they must show speed and go in form. Although speed is of great importance, horses that pace, break or run on the turns must be severely penalized.
2. **Judging Procedure.** Roadsters shall enter the ring clockwise at a jog-trot; show at a road gait; turn counter-clockwise at the jog-trot, show at a road gait and then trot at speed. Horses should be shown on the rail at all times, except when passing and should go to the far end of every corner without side reining; should be light mouthed, capable of being taken up at any time, willing to walk and stand while being judged in the line-up. When horses are lined-up, no header is permitted and the driver shall not leave his vehicle when left in the center of the ring while a part of the class is on the rail for a workout. During the line-up, headers are permitted in Amateur, Master, Ladies and Juvenile Roadster classes. The header must not touch the entry except for safety reasons. During a workout, the header may uncheck and hold the entry. However, when the workout is over the horse must be rechecked and the header must move away from the horse. The header must take no action that would affect the performance of any animal.

#### **ARTICLE B6002 APPOINTMENTS**

1. **Harness.** Appropriate harness includes blinkers of square pattern, snaffle bit, overhead check and running martingale. Horses to be shown to a road bike with stirrups but without boot or basket. Quarter boots or bell boots are allowed.
2. **Under Saddle.** Horses are to be shown under English saddle with full running martingale, and open bridle with snaffle bit, single or double reins. Quarter boots or bell boots are allowed.

#### **ARTICLE B6003 ATTIRE**

In Bike or Under Saddle classes, competitor shall wear stable colors, cap and jacket to match. Approved protective headgear of any color is acceptable and encouraged. A matching cover may be worn over the protective headgear or the protective headgear may be painted in matching stable colors. While riding or driving a Roadster anywhere on the competition grounds, all juniors riding or driving a Roadster in Morgan, Bike or Under Saddle classes must wear properly fitting protective headgear (Section A Glossary)

#### **ARTICLE B6004 SHOEING**

In Roadster classes, the length of toe must not exceed 5-3/4 inches including pads

and shoe.

#### **ARTICLE B6005 MORGAN ROADSTER CLASS SPECIFICATIONS**

**NOTE:** “Morgan type” is the criteria when judging type in Morgan Roadster classes.

1. **SINGLE ROADSTER TO BIKE OPEN, AMATEUR, MASTER.** To be shown to a road bike at a jog-trot, road gait and at speed. To be judged on performance with proper cadence and balance, speed, quality and manners 60%; type and conformation 40%.
2. **ROADSTER UNDER SADDLE.** To be shown at a jog-trot, road gait and at speed. To be judged on performance with proper cadence and balance, speed, quality and manners 60%; type and conformation 40%. Saddle classes do not qualify a horse for Bike Championships.
3. **GREEN ROADSTER TO BIKE.** A Green Roadster is a horse of any age in his first or second year of showing in Roadster Bike classes at any competition. To be shown at a jog-trot, road gait and at speed. To be judged on performance with proper cadence and balance, speed, quality and manners 60%; type and conformation 40%.
4. **CHAMPIONSHIPS.** The same specifications as the above paragraphs except the percentages are 50%-50% instead of 60%-40%.

## **CHAPTER 61**

### **MORGAN WORKING HUNTER SECTION**

#### **ARTICLE B6101 GENERAL**

1. Open to Morgan stallions, mares and geldings. Stallions are prohibited in Junior Competitor classes. Morgan Working Hunters may be any size.
2. Morgan Working Hunters are to be judged on an even hunting pace, manners, smooth and calm jumping style and the ability to accommodate hunting type conditions. Manners are especially emphasized in Amateur, Junior Competitor and Ladies classes.
3. Horses must be serviceably sound and all horses being considered for an award over obstacles must be jogged for soundness with the rider dismounted.
4. Morgan Working Hunter horses must stand with all four legs perpendicular to the ground in the line-up.
5. Horses may be asked to back.
6. Refer to Rules of Equestrian Canada, Section G, Hunter, Jumper.

#### **ARTICLE B6102 APPOINTMENTS**

1. Saddles. Must be of forward seat or jumping with or without a shaped pad with a folded leather girth or leather look alike girth, which may be cut out at the elbows, or a lonsdale, balding or string girth.
2. Breastplates. Optional.
3. Martingales. Optional over fences but are prohibited in flat classes.
4. Bridles. May be rolled or flat leather; browbands and cavessons may be of plain leather (flat, braided, raised or rolled).
5. Reins. May be braided, laced or plain when used with a snaffle; with a pelham or double bridle, they are plain.
6. Bit(s). Usually a heavy hunting snaffle, which may be egg butt, barrel butt, D-ring, half-cheek, full-cheek, etc., or a Tom Thumb (short shanked) pelham. If a Weymouth bridle (full bridle) is used, the bridoon is thicker than in a show bridle and the curb has a short shank and low port. Excessive length of the curb shank shall be penalized. Kimberwicks are also allowed. A judge may penalize for non-conventional types of bits and nosebands. Competitors may be refused an award unless they return for jogging soundness in the same bridle in which they performed.
7. Ladies Sidesaddles. May be used, but care must be used to ensure that they are safe and fitted correctly. Refer to Rules of Equestrian Canada, Section G, Hunter, Jumper.

#### **ARTICLE B6103 ATTIRE**

1. Informal Attire. Solid or conservative plaid hunter style jacket with buttons of the same or contrasting color (not brass). Soft hue or rust breeches worn with tall hunt boots. Soft hue or rust jodhpurs worn with jodhpur boots and garters (fastened below the knee and appropriate for young riders but not inappropriate for any age). Dark hunting caps, hunting bowlers with or without hat guards or approved protective headgear for Adults but Junior Competitors must wear approved protective headgear. All riders must wear approved protective headwear with the attached safety harness fastened while jumping anywhere on the competition grounds. in accordance with A905, G102. Conservative stock

### Part Six – Morgan

choker or four in hand tie with any color shirt. Gloves, hunting crop or short workmanlike bat optional. Unrowled spurs with straps optional.

2. Formal Attire.
  - a) LADIES: Black, dark blue or charcoal hunter shadbelly with matching buttons. Buff or canary breeches. Hunting top hat with optional hat guard for Adults but Junior Competitors must wear approved protective headgear. All riders must wear approved protective headwear with the attached safety harness fastened while jumping anywhere on the competition grounds. in accordance with A905, G102. Canary vest or vest points, tall black hunt boots and gloves of black, buff or string. Whip with hunt thong or hunt bat optional. Unrowled spurs with straps optional.
  - b) MEN: Black, navy or charcoal hunter style jacket with matching buttons. Conservative four in hand tie or white stock tie. Buff or canary breeches. Black hunt boots. Dark hunting cap, bowler or approved protective headgear for Adults but Junior Competitors must wear approved protective headgear. All riders must wear approved protective headwear with the attached safety harness fastened while jumping anywhere on the competition grounds. in accordance with A905, G102
3. Ladies Sidesaddle. Attire should comply with Rules of Equestrian Canada, Section G, Hunter, Jumper.
4. Headgear.
  - a) Competitors must comply with Rules of Equestrian Canada, Section A, General Regulations regarding headgear. It is strongly recommended that all persons wear approved protective headgear with the attached safety harness fastened while mounted at any time anywhere on the competition grounds.
  - b) All persons riding over fences anywhere on the competition grounds must wear approved protective headgear secured with a safety harness permanently affixed to the approved protective headgear.
  - c) Juniors showing any horse in a jog for soundness must wear approved protective headwear with the attached safety harness fastened.
  - d) For all competitors while jumping, if the harness comes undone or the headgear falls off, the rider must retrieve and/or do up the hat, with assistance if necessary, before the next obstacle is taken. There will be no penalty other than the loss of time. Failure to do up the harness or retrieve protective headgear immediately results in elimination.

### **ARTICLE B6104 SHOEING**

1. Morgan Working Hunter, horses may be shod for the type of terrain being utilized.
2. In Morgan Working Hunter horses may be shod for the type of terrain being utilized. The length of toe must not exceed 5-3/4 inches including pads and shoe. Shoes must be without turnbuckles or bands. Weight attached to the exterior of the hoof or pad is prohibited. Borium or standard screw-in caulks are allowed.
3. At all competitions where an EC Steward is officiating, all Champions and Reserve Champions must have one foot measured immediately upon leaving the ring except in classes where points are accumulated to determine Championships (i.e. Dressage and Hunter). Only the proper EC Officials indicated in the EC Rule Book, General Regulations, can measure feet.

## **ARTICLE B6105 COURSES**

1. Judges are encouraged to utilize courses designed to be suitable for local conditions and the horses competing. Heights that are stated in the prize list must never be exceeded and may be less than stated height.
2. Solid, sturdy obstacles are necessary and care must always be used in the placement, design and the flow of the course. Ground lines are crucial and the obstacles should simulate those found in the hunting field: post and rails, brush, stone and brick walls, white board fences, and gates, coops, oxers, etc. Targets and striped rails are not appropriate, but can often be redecorated or camouflaged to achieve a hunter style course.
3. Horses must execute at least eight jumps and any number of fences, jumped multiple times will suffice. A change in direction is recommended in all classes.
4. Course diagrams must be posted at least one hour prior to the class. Fences should be numbered and the direction to be taken must be noted. If courtesy circles are to be restricted by a mandatory line, that line must be clearly marked on the course diagram and a marker must be on the course.

## **ARTICLE B6106 MORGAN WORKING HUNTER**

### **CLASS SPECIFICATIONS**

1. MORGAN HUNTER UNDER SADDLE. Horses to be shown at a walk, trot, canter and hand gallop both ways of the ring. For safety reasons, the Judge may limit the number of horses to hand gallop at one time. Excessive speed at the hand gallop should be penalized. Light contact is required and the horse should be responsive, obedient, alert and move freely. Horses should not be eliminated for slight errors.
2. MORGAN HUNTER HACK. Horses to be shown at a walk, trot and canter both ways of the ring. Horses are then individually asked to jump two fences and gallop one way of the ring. Fences: 1'6" to 2'6".
3. MORGAN BRIDLE PATH HACK. Hunter type horse to be shown at a walk, trot, canter and hand gallop both ways of the ring. To back easily and stand quietly while rider dismounts and mounts. Emphasis is placed on actual suitability to purpose.
4. MORGAN HUNTER CLASSES may include, but are not limited to: REGULAR WORKING, AMATEUR/OWNER, ADULT AMATEUR, YOUTH, JUNIOR COMPETITOR, GREEN, PRE-GREEN, SCHOOLING, WARM-UP, SPECIAL, MAIDEN, NOVICE, LIMIT, JUNIOR and divisions relating to the sex of the horse or rider, or the size of the horse.
  - a) Regular Working: Open to any horse of any age. To be judged on performance, manners and soundness.
  - b) Green Working: Open to any horse in its first or second year of showing at any ~~licensed~~licensed competition in over fence classes 2'6" - 2'9" (0.75m -0.85m). To be judged on performance, manners and soundness.
  - c) Adult Amateur, Amateur Owner, Junior Competitor, Youth: To be judged on performance, manners and soundness.
  - d) Pre-Green: Open to any horse in its first or second year of showing at any ~~licensed~~licensed competition over fences 2'6" (0.75m). To be judged on performance, manners, and soundness.
  - e) Modified: open to horses of any age. To be judged on performance, manners and soundness.

### Part Six – Morgan

- f) Low: open to horses of any age. To be judged on performance, manners, and soundness.
- g) Maiden, Novice, Limit, and Junior Horse: To be judged on performance, manners, and soundness.
- 5. COURSE DESIGNERS should be encouraged to be conservative with fence heights not to exceed 3'6". If local conditions reveal active working hunters then more serious heights may be utilized but these should be balanced with classes of lesser height. The prize list wording can say "fences not over (given Height)" and this allows a variable fence height to be used. It would be unwise to state a bigger height than you would expect to use, as you would discourage potential competitors who might not attend at all.
- 6. HANDY CLASS OBSTACLES should simulate those found in hunt country. There should be at least two changes of direction and a combination. Horses may be asked to lead over an obstacle.
- 7. INS AND OUTS. Refer to Rules of Equestrian Canada, Section G, Hunter, Jumper.
- 8. Except in cases of inclement weather, broken equipment, for safety reasons or similar emergency, a course must not be altered except by permission of all competitors. Competition Management may substitute original obstacles if they are rendered unusable. Competitors are encouraged to be as flexible as possible.
- 9. Height of Obstacles
  - a) All obstacles must be set at the required height. The required height may have a variance of no more than 2" over and under.
  - b) Spreads must not exceed the height of obstacle.
  - c) The following represent the fence heights of obstacles for Hunter classes:
  - d) Regular Working: 3'-3'3"; (0.90m -1.00m)
  - e) Green Working: 2'6" to 2'9"; (0.75m -0.85m)
  - f) Adult Amateur, Amateur/Owner, Junior, Competitor, Youth: 2'6" to 2'9"; (0.75m -0.85m)
  - g) Pre-Green: 2'6"; (0.75m)
  - h) Modified: 2'6"; (0.75m)
  - i) Low: 2'3"; (0.70m)
  - j) Maiden, Novice, Limit and Junior Horse: 2'3"; (0.70m)

### **ARTICLE B6107 CHAMPIONSHIP POINTS**

- 1. A Championship may not be offered in a section unless a minimum of two Over Fence classes and one Under Saddle class are held. **Exception:** Ladies Side-Saddle. If a competition offers more than one Under Saddle class, only one may count toward the Championship. The prize list must specify the class to count.
- 2. When a Championship is offered, a poster must be kept in a prominent place with cumulative points charted. Only the first six places count toward the Championship regardless of the number of ribbons offered.
- 3. Ribbons won in restricted classes will not count unless complementary classes are also offered to afford each equal opportunity to fulfill the minimum class requirements.
- 4. Ties. Refer to Rules of Equestrian Canada, Section G, Hunter, Jumper. The horse scoring the most points over fences wins the tie; or, in the face of a tie after that, the horses are shown and judged as an Under Saddle class.

*Part Six –Morgan*

**ARTICLE B6108 JUMPING ORDER**

Refer to Rules of Equestrian Canada, Section G, Hunter, Jumper.

**ARTICLE B6109 JUDGING**

Refer to Rules of Equestrian Canada, Section G, Hunter, Jumper.

**ARTICLE B6110 PERFORMANCE**

Refer to Rules of Equestrian Canada, Section G, Hunter, Jumper.

**ARTICLE B6111 FAULTS**

Refer to Rules of Equestrian Canada, Section G, Hunter, Jumper.

## **CHAPTER 62**

### **MORGAN HERITAGE DRIVING SECTION**

#### **ARTICLE B6201 GENERAL**

1. The Morgan Heritage class portrays the Morgan's place in history detailed attire and correct tack and appointments conforming to the historical style of the entry. Historical styles should be pre-1950's. The horse should be appropriate for the historical style of the entry.
2. Judges must seriously fault any horse that is laboring, pounding, landing on the heel, winging, or paddling whether due to faulty conformation or due to extremes of length and/or angle of hoof; weight and/or balance of the horse.

#### **ARTICLE B6202 SHOEING**

In Morgan Heritage Driving classes, the length of toe must not exceed 5-3/4 inches including pads and shoe.

#### **ARTICLE B6203 APPOINTMENTS**

1. Driver Apparel. The required costumes should be dated to the vintage of the vehicles, i.e. formal with formal carriage and sporting with a sporting vehicle. The driver must wear a hat, gloves, lap robe or apron and carry a whip in his/her right hand at all times.
2. A one-minute typewritten, double-spaced description of the equipage is required for the announcer.
3. Vehicle. The antique type vehicle should be sound and safe for driving, the wheels and spokes tight. The horse should be appropriate to the vehicle and there should be a pleasing balance between the two.
4. Harness. The harness should be in good repair, clean and fit properly; all metal furnishings should match, be secure and polished and match the style of the vehicle.

#### **ARTICLE B6204 CLASS SPECIFICATIONS**

To be shown at a flat walk, slow trot, working trot and strong trot with a rein-back (back-up) in the line-up (refer to Article B5402, Shoeing for gait definitions). To be judged 50% on performance, 20% apparel of driver and personnel, 15% vehicle and 15% harness.

## **CHAPTER 63**

### **MORGAN SHOWMANSHIP SECTION**

#### **ARTICLE B6301 GENERAL**

1. The Morgan Showmanship Class (Saddle, Hunt or Western) demonstrates the competitor's ability to fit or prepare as well as to show a horse to a designated person.
2. Stallions are prohibited in Junior Competitor classes.
3. The showmanship class is to be judged 40% on presentation and 60% on showmanship.

#### **ARTICLE B6302 SHOEING**

In Showmanship classes, there are no specific shoe weight limits but the length of toe must not exceed 5-3/4 inches including pads and shoe.

#### **ARTICLE B6303 PRESENTATION**

In Showmanship classes, presentation will count for 40% of score.

1. Condition. Animal should be healthy, alert, serviceably sound and in good condition.
2. Grooming.
  - a) Coat clean and free of stains. Excessive amounts of oils, fly spray, and polish are discouraged.
  - b) Mane and tail clean and free of tangles.
  - c) If unshod, hooves must be trimmed and shaped. If shod, shoes must fit, not show undue wear and clinches should be smooth. Hoof dressing and/or polish may be used.
  - d) Excess hair should be clipped or trimmed from fetlocks, face, ears, throatlatch, and bridle path.
  - e) Braiding is optional if horse shown under hunter tack.
3. Tack. Tack should be clean, neat, in a safe condition, fit properly, and be appropriate to the way the horse is shown (Saddle, Hunt or Western).
  - a) Saddle Show halter, or bridle with one bit (Weymouth curb or snaffle) and cavesson.
  - b) Hunt Show halter, or bridle with one bit (snaffle, kimberwick, Weymouth curb with short shank and thick mouth, or pelham) and cavesson.
  - c) Western Show halter or bridle with throatlatch and western (snaffle or curb) bit.
4. Competitor. Clothes and person must be neat and clean. Suitable riding clothes are desirable and must be appropriate to the manner in which the horse is shown (Saddle, Hunt or Western). Boots are mandatory. A whip, not to exceed 42 inches in length is optional.

#### **ARTICLE B6304 SHOWMANSHIP**

In Showmanship classes, showmanship will count for 60% of score.

1. Leading.
  - a) Enter leading the animal at a collected trot around the ring in a counter-clockwise direction or as specified by the Judge.
  - b) Lead on animal's left side holding reins or lead strap in right hand 4 to 10 inches from the bit or ring. The remaining portion of reins or strap should

Part Six – Morgan

be held safely in the left hand.

- c) Horse must work individually on the line at a walk and trot. Horse should lead readily. When making a turn, the horse should be turned to the right, competitor walking around the horse.

2. Posing.

- a) When posing the horse, the competitor stands towards the front, off the horse's shoulder facing the horse; always in a position where he or she can keep an eye on the horse and know the position of the Judge. The Judge should have an unobstructed view of the horse.
- b) Horses must stand squarely with front legs perpendicular to the ground. Horses in Saddle Seat tack shown by handlers wearing Saddle Seat attire may have rear legs placed slightly back.
- c) Crowding should be penalized. A competitor should maintain a horse's length apart (8 feet to 10 feet) when leading or posing in a line head to tail. When lined up side by side, there should be plenty of room between entries. A competitor should not lead his animal between the Judge and an animal the Judge is observing.
- d) The horse should be alert and awake but not over-shown.

3. Poise, Alertness and Attitude.

- a) The competitor should quickly recognize the conformation faults of the animal he/she is leading and show it to overcome its faults.
- b) The animal should be shown at all times quietly and effectively. Competitors must not just show themselves.
- c) The competitor should respond quickly to requests from the Judge. He should be courteous and sportsmanlike at all times.
- d) The competitor should not be distracted by persons and things outside or inside the ring.
- e) The competitor keeps alert and showing until the entire class has been worked, judged, and the winners have been announced.

4. Additional Testing.

- a) Competitors may be asked to answer horse-related questions.
- b) Competitors may be asked to perform additional tests at the discretion of the Judge.

5. Suggested Scorecard Horse's Appearance (40)

Condition (15)

Grooming (20)

Tack (5)

Showmanship (60)

Ring Deportment/Actions (20)

Leading (15)

Posing (15)

Attitude & Appearance (10)

## **CHAPTER 64**

### **MORGAN EQUITATION SECTION**

#### **ARTICLE B6401 GENERAL RULES FOR ALL SEATS**

1. Stallions are prohibited in Junior Equitation classes.
2. Side-saddles. Competitors may ride side-saddle in Adult Equitation classes only, but not in classes restricted to Junior Competitors.  
**Exception:** Saddle Seat Equitation prohibits side-saddles at any time.
3. Age. Riders in classes for Junior Competitors must not have reached their 18th birthday as of December 1 of the previous year. The age of an individual on December 1st will be maintained throughout the following competition year.
4. Competitions may offer Amateur Adult Equitation classes for Senior competitors who possess a EC Amateur card. Riders from other countries must have a valid Amateur card from their National Federation.
5. Approved protective headgear with harness is optional in all classes and will not be discriminated against by the Judge.  
**Exception:** Over fences classes require mandatory approved protective headgear with a safety harness permanently affixed to the headgear.
6. Shoeing. In Morgan Equitation classes, there are no specific shoe weight limits but the length of toe must not exceed 5-3/4 inches including pads and shoe.
7. Judging Requirements For All Seats
  - a) In equitation classes, only the rider is being judged; therefore, any horse which is suitable for a particular style of riding and is capable of performing the required class routine is acceptable.
  - b) In Hunter Seat, Western Seat, Hunter Seat over Fences and Reining Seat classes, the fall of horse or rider must eliminate the entry. If the fall (or three disobediences in over fence classes) occurs during a ride-off, the contestant must be placed last of those chosen for the ride-off. In Saddle Seat classes, the fall of horse or rider does not necessarily eliminate the rider but may be penalized at the judge's discretion.
  - c) Any rider not having his mount under sufficient control must be dismissed from the ring and shall be disqualified from that class.
  - d) Riders must remain on the same mount throughout all phases of an equitation class until the judge requests a change.
  - e) No rider shall be asked to perform a test on another mount before the rider has been tested on their own.
  - f) No attendant shall be allowed in the ring except at the request of the judge.
8. Exhibitors, if age eligible, may use CMHA Medal classes as qualifiers for their respective Morgan Equitation Championship classes.

#### **ARTICLE B6402 SADDLE SEAT EQUITATION**

For Morgan Saddle Seat Equitation rules, refer to the Rules of Equestrian Canada, Section B Chapter 82.

#### **ARTICLE B6403 HUNTER SEAT EQUITATION**

For Morgan Hunter Seat Equitation (on the flat and over fences) rules, refer to the Rules of Equestrian Canada, Section F, Chapter [24-22](#).

## **ARTICLE B6404 WESTERN SEAT EQUITATION**

### **1. SEAT AND HANDS**

- a.) GENERAL-Riders will be judged on seat, hands, performance of horse, appointments of horse and rider, and suitability of horse to rider. Results as shown by the performance of the horse are NOT to be considered more important than the method used in obtaining them.
- b.) HANDS-In repose, arms are in a straight line with body, and the one holding the reins is bent at the elbow. Only one hand is to be used for reining and hands shall not be changed. Hand to be around reins. When ends of split reins fall on near side, one finger between the reins is permitted. When using romal or when ends of split reins are held in hand not used for reining, no finger is allowed between the reins. The position of the hand not being used for reining is optional, but it should be kept free of the horse and equipment and held in a relaxed manner with the rider's body straight at all times. Rider may hold romal or end of split reins to keep from swinging and to adjust the position of reins, provided there are at least 16 inches of rein between the hands. If a romal is used, hands are to be above the horn and as near to it as possible. Bracing against horn or coiled riata will be penalized.
- c.) BASIC POSITION-The stirrup should be just short enough to allow heels to be lower than toes. Body should appear comfortable, relaxed, and flexible. Feet should be placed in the stirrups with the weight on the ball of the foot. Consideration, however, should be given to the width of the stirrups, which vary on Western saddles. If stirrups are wide, the foot may have the appearance of being home when, in reality, the weight is being properly carried on the ball of the foot.
- d.) POSITION IN MOTION-Rider should sit to jog and not post. At the lope, he should be close to saddle. All movements of horse should be governed by the use of imperceptible aids and the shifting of rider's weight is not desirable.

### **2. APPOINTMENTS**

- a.) PERSONAL-Riders must wear suitable hat; bolo tie or pin; trousers or pants (a one-piece equitation suit is acceptable provided it includes a collar). Chaps, shotgun chaps or chinks and boots are required. A vest, jacket, coat and/or sweater may also be worn. Protective headgear is acceptable; it is not required to be of Western type. Spurs are optional. Hair must be neat and fastened so as not to cover rider's number.
- b.) TACK-The saddle should fit the rider. It may be a slick or swelled fork, have a high or low cantle, but must definitely be sized to the rider. Nothing which would prevent the stirrups from hanging freely shall be added to or deleted from a standard western saddle. Competitors must not ride side-saddle. There shall be no discrimination against any legal western bit. Curb chains and leather chin straps may be used, but must be flat, at least 1/2" in width and lie flat against the jaws of the horse. Wire, rawhide, metal or other substance must not be used in conjunction with or as part of the leather chin strap or curb chains. A light lip strap is permissible. Hackamores, bosals, or snaffle bits may not be used and rider must show with one hand. Silver equipment may be used, but should not be given preference over good working equipment. Shin, bell or skid boots are prohibited. Bridles may be checked at the discretion of the judge(s). The judge(s) may designate the steward to check bridles. If checking is done in the class lineup, one attendant must be

### Part Six – Morgan

invited in, and if requested by the judge(s), may assist in the checking of bridles. The attendant may assist with re-bridling and remounting.

- c) Competitors must be penalized for incomplete appointments and attire but not necessarily disqualified.

#### 3. CLASS ROUTINE

- a) Entries are to enter the ring at a walk or jog, and are to be judged at a flatfooted, four-beat walk; diagonal, two-beat jog; and three-beat lope. They are worked both ways of the ring. At the lope, entries should be on the correct lead. The reverse may be executed by turning either toward or away from the rail. All contestants are required to back in a straight line during the line up in all classes. At least the top four riders must perform two or more individual tests. When individual tests are called for, the judge's decision should be a 50-50 analysis of the rail work and the individual tests. If there are more than 20 entries in the class, the judge must work contestants in groups of 20 or less. Division of the class must be publicly announced and posted at least two hours prior to the start of the class. Due to the difficulty of properly fitting tack, riders shall not be asked to change horses.

#### 4. TESTS FROM WHICH JUDGES MUST CHOOSE

Tests may be performed either collectively or individually, but only the tests below may be used. Instructions must be publicly announced. Individual workout instructions may be posted for all competitors to study, at least one hour before the session containing the class, and, if so, announced to the competitors.

- a) Back.
- b) Individual performance.
- c) Figure eight at the jog.
- d) Lope and stop.
- e) Figure eight at lope on correct lead, demonstrating simple change of lead. This is a change whereby the horse is brought back into walk or jog and restarted into a lope on the opposite lead. One figure eight demonstrates two changes of lead and is completed by closing up the last circle and stopping in the center of the eight.
- f) Turn on the haunches or on the forehand (from the walk).
- g) Extended jog on or off the rail.
- h) Lope on the counter lead.
- i) Demonstration ride of approximately one minute. Rider must advise judge beforehand what ride he plans to demonstrate.
- j) Execute serpentine at a trot and/or lope on correct lead, demonstrating changes of lead. (Either coming to a halt or flying lead changes)

### **ARTICLE B6405 WESTERN HORSEMANSHIP**

~~1. Emphasis shall be placed on horse and rider working together. Execution and correct form of both horse and rider while maintaining a pleasurable ride are the main criteria for this class.~~

~~2. Rider must perform a pattern, which will be posted by the Judge at least one hour prior to the class. Tests 1-11 may be used.~~

~~3. Tack, appointments and Equitation criteria shall follow the Rules of Equestrian Canada, Section E, Chapter 8.~~

~~4. Failure to complete the pattern will not result in disqualification but will be scored accordingly. Railwork is optional at the discretion of the Judge. Backing~~

Part Six – Morgan

~~must be included either in the pattern or in the lineup.~~

For Morgan Western Horsemanship rules, refer to the Rules of Equestrian Canada, Section F, Chapter 23.

**ARTICLE B6406 DRESSAGE SEAT EQUITATION**

For Morgan Dressage Seat Equitation rules, refer to the Rules of Equestrian Canada, Section E, Chapter 8.

**ARTICLE B6407 CMHA AND AMHA EQUITATION MEDAL CLASSES**

**1. CANADIAN MORGAN HORSE ASSOCIATION INC. (CMHA) MEDAL CLASSES.**

- a) The Canadian Morgan Horse Association Incorporated offers seven CMHA Medal classes:
  - (i) Saddle Seat
  - (ii) Western Seat
  - (iii) Stock Seat
  - (iv) Hunt Seat on the Flat
  - (v) Hunt Seat over Fences
  - (vi) Dressage Seat
  - (vii) Showmanship
- b) For application and rules, the Competition must apply in writing before publication of the Prize List to: Canadian Morgan Horse Association Incorporated Box 286, Port Perry, ON L9L 1A3

**2. AMERICAN MORGAN HORSE ASSOCIATION (AMHA) MEDAL CLASSES.**

- a) The American Morgan Horse Association offers Medal classes conducted in accordance with the AMHA Medal Class rules.
- b) Competitors in AMHA Medal classes must be AMHA members in good standing. Riders in the Saddle Seat, Western Seat and Hunter Seat on the Flat Medal classes must be 22 years of age as of December 1st of the competition year (competitors over 18 must have amateur status).
- c) For application and rules contact:

The American Morgan Horse Association

4037 Iron Works Parkway, Suite 130, Lexington, KY 40511~~PO Box 960, Shelburne, Vermont 05482-0960~~

## **CHAPTER 65**

### **MORGAN WALK AND TROT SECTION**

#### **ARTICLE B6501 GENERAL**

1. Open to riders who are 11 years and under (A901). To be judged on the rail at the walk and trot only. Rider must not have been judged in ANY saddle class, test or pattern that has required a canter in a recognized or non-recognized competition. Riders may not enter any other class in the competition in which they are competing with the exception of other walk and trot classes, driving, fitting and showmanship, judging team competitions and specialty classes such as costume and other non-canter events, etc. Competitions are encouraged to divide the walk and trot divisions by age (suggested but not limited to: 8 and under and 9 through 11) and seat (Saddle Seat, Hunter Seat, Western or Reining Seat, Dressage Seat). Stallions are prohibited. Equipment, attire and presentation must match the discipline being ridden and the class entered. Approved protective headgear is acceptable. Horses must not be asked to back. Before horses are judged in the lineup, one attendant without whip per entry will be permitted in the lineup and will be called in by the announcer. Attendant must stand back for the entry to be judged. **REFERENCE TO THIS ARTICLE MUST BE INCLUDED IN THE LISTING OF THE CLASS SPECIFICATIONS IN THE PRIZE LIST.**

#### **ARTICLE B6502 MORGAN WALK AND TROT EQUITATION**

1. To be judged as an equitation class where only the rider is judged. Classes may be held in Saddle Seat, Hunter Seat, Reining Seat/Western Seat/Western Horsemanship, and Dressage Seat. No tests or patterns may be called for. Horses must not be asked to back. See Walk and Trot General Instructions. (B6501)

#### **ARTICLE B6503 MORGAN WALK AND TROT PLEASURE**

1. To be judged as a pleasure class with manners paramount. Classes may be held in the disciplines of Saddle Seat, Hunter Seat, Western Seat, and Dressage Seat. Ring procedure, apparel, equipment, presentation, and class specifications are those appropriate to each discipline. Horses must not be asked to back. See Walk and Trot General Instructions. (B6501)

## **CHAPTER 66**

### **SPORT HORSE SECTION**

To evaluate Morgan horses suitable for Dressage, Eventing, Working Hunter, Jumper, Combined Driving, Competitive Trail and Endurance. Form to function will be emphasized. These classes must be judged by a Federation judge ~~Heeneed~~licensed in the Morgan, Dressage, Driving, Hunter or Jumper divisions.

#### **ARTICLE B6601 SPORT HORSE IN-HAND GENERAL**

In-hand Classes may be held in any age groups deemed appropriate by competition management and published in the prize list with the exception that horses of one sex shall not be judged against those of the opposite sex. Specified group classes or specified championship classes are exempted. Judge must excuse from the ring any unruly horse or one whose actions threaten to endanger other competitors. Horses to be shown on the triangle with one handler and one whip permitted. A horse must be severely penalized for the lack of cadence and balance or evidence of broken wind.

10

#### **ARTICLE B6602 TRIANGLE**

The corners of the triangle should be well defined. A marker will be used at the apex and at each corner to define placement of the turn for the competitor. Use of plants or flowers is allowed. The triangle may be adjusted to fit local conditions but ideally should be 30X30X40M.

#### **ARTICLE B6603 APPOINTMENTS**

Bridles are forbidden on foals and weanlings. Horses under the age of two may be shown in halters. Horses two and older must be shown in a snaffle-type bit and bridle with a headstall and throatlatch. Reins must be attached only to bits. A split or single chain with a lead may be used instead of or in addition to reins; however a lead shank is required if reins are placed over the horse's neck and the handler must hold the shank. Bandages are forbidden. Braiding is optional.

#### **ARTICLE B6604 ATTIRE**

Conservative casual attire is recommended for the handler. This would include casual pants and shirt. Also acceptable would be Dressage or Hunter attire including breeches, boots, shirt with tie, stock tie or choker collar. Jackets, hats, vests, and gloves are optional.

#### **ARTICLE B6605 CONDUCT IN-HAND CLASSES**

1. Sport Horse In-Hand Classes. An Individual Score Sheet shall be used. Each judge will be assigned a scribe who will record scores and comments as dictated by the judge. Horses will be shown individually on the triangle.
  - a) Following a posted or announced order, or on request from the judge, entries in each class will approach the judging area one at a time and walk to the apex of the triangle. Conformation judging may take place before or after performance on the triangle, so entry is required to wait for the judge's instructions. The handler will lead the horse on the perimeter of the triangle at the walk and trot, returning to the apex and wait for further instructions. At the completion of the

### Part Six – Morgan

judging, the handler will lead the horse away from the judging area. When presented to the judge, the horse is to be shown in an “open position,” for conformation judging. The traditional way of showing open position would be with the right front leg slightly back and the right hind leg slightly forward; as long as all four legs of the horse are visible to the judge when standing on either side of the horse, would be acceptable. The horse’s head and neck should be allowed to show in a natural and comfortable carriage, and the handler should stand away from the horse with a loose lead line.

### **ARTICLE B6606 SCORING PROCEDURES**

The judge shall use the approved Morgan individual score sheets. These will be downloadable from [www.equestrian.ca](http://www.equestrian.ca). Decimals will be used in scoring. Tied scores shall be broken first by referring to the totals of the movement scores. If still tied, the tie may be broken at the judge’s discretion, by the use of decimals, or the horses may be examined again (movement only). If a mathematical error is discovered, it must be brought to the attention of competition management within one hour of the official posting from the last class of the competition day. Competition management must announce said posting and must make score sheets available to competitors immediately.

### **ARTICLE B6607 SPORT HORSE UNDER SADDLE GENERAL**

Quality movement is a priority in the Sport Horse classes. All gaits should be pure in rhythm, and should be without tension or resistance. To enter the ring counter clockwise at the trot.

### **ARTICLE B6608 QUALIFYING GAITS**

1. Walk. The rhythm of the walk is 4 beats. The walk is to be regular and unconstrained.
2. Trot. The rhythm of the trot is 2 beats. The trot is free, active and regular. The steps should be balanced and elastic with the horse demonstrating a supple back and well engaged hindquarters.
3. Canter. The rhythm of the canter is 3 beats. The canter should be light, cadenced (rhythm with a suitable tempo combined with springy impulsion) and regular. Transitions should be without hesitation and balanced. The canter should always be straight on straight lines.
4. Lengthening Stride. When a lengthening of stride is requested at walk, trot, or canter, the horse should maintain rhythm, regularity and balance, while reaching with the frame and stride. The rider should maintain contact with the bit, while allowing the lengthening. The strides should be more ground covering and the horse should remain calm and supple.
5. Rein-back. The rhythm is 2 beats. The feet are raised and set down by diagonal pairs. The horse should remain calm and obedient, lifting and setting down the feet, without shuffling.

### **ARTICLE B6609 APPOINTMENTS SPORT HORSE UNDER SADDLE CLASSES**

Bridle shall be a dressage-type snaffle bridle with snaffle bit, or hunter-type snaffle or Pelham bridle is acceptable. A dressage-type double bridle is permitted when using a dressage saddle. Converters on Pelham bridle are not permitted and two reins are

### Part Six – Morgan

required. Snaffles may be with or without cheeks, keepers allowed. Unconventional bits may be penalized at the discretion of the judge; kimberwicks and double bridles are prohibited, with the exception of double bridles for use with dressage tack as stated above. Cavesson nosebands are preferred, but flash nosebands would be acceptable when using a Dressage snaffle bridle with snaffle bit. Martingales are not permitted. A dressage, forward seat or English all-purpose saddle is to be used. No saddle seat type saddles allowed. Girth may be leather or other suitable material. Horses wearing non-conforming appointments will be eliminated from judging consideration.

#### **ARTICLE B6610 ATTIRE**

Attire for Sport Horse Under Saddle will be either dressage or hunter attire. Dressage attire will be defined as white or light colored breeches, short riding coat of conservative color, with tie, choker or stock tie, boots, a hunt cap, derby, top hat or protective headgear. Hunter attire will be defined as light colored breeches, short riding coat of conservative color, with tie or choker, boots or smooth leather half-chaps, and hunt cap or protective headgear. It is recommended that attire reflect the appointments used on the horse. Gloves of conservative color are optional for either style of attire. Spurs and whip are optional. If a whip is used, it must conform to the style to Hunter or Dressage attire.

#### **ARTICLE B6611 CLASS SPECIFICATIONS**

1. **UNDER SADDLE QUALIFYING CLASSES.** To be shown at the walk, trot, and canter both directions of the ring. Judge may request lengthening of stride at any gait and may request horse to back in the line-up. To be judged on performance (purity and quality of gaits), manners, conformation, suitability as a Sport Horse and quality. 11
2. **CHAMPIONSHIP.** To be eligible, horse must have been entered, shown and judged in a designated qualifying class in the Sport Horse Under Saddle section at that competition. To be judged on performance (purity and quality of gaits), manners, conformation, suitability as a Sport Horse and quality.

**CHAPTER 67**  
**MORGAN GAITED SECTION**

**ARTICLE B6701 MORGAN GAITED - GENERAL**

The Gaited Morgan is presented Under Saddle. This is a horse suitable for trail riding and should possess athleticism with a relaxed attitude and way of going. The Gaited Morgan should be eye appealing and confident, showing the impression of being a sure, safe and pleasurable ride.

**ARTICLE B6702 GAITS**

The Gaited Morgan performs three gaits: Trail Walk, Show Gait and Pleasure Gait.

1. **TRAIL WALK.** The Trail Walk has equal weight in the judging of a class. The ability to transition from the highest performance level in the class to a completely relaxed walk is an important indication of the correct mentality and temperament. The Trail Walk is an authentic four beat walk, suitable for use on the trails. The walk must be calm, relaxed, and ridden with clearly observable slack in the reins. Reins at all times must droop with the lowest point noticeably lower than the point of attachment to the bit. The head and neck should be lower than the position that is maintained at Show and Pleasure Gaits. Horses unable to move from any gait into a relaxed, natural walk, horses that must be restrained by the reins from accelerating, or a horse who appears to “jig” performing the Trail Walk, must be severely penalized by the judge.
2. **SHOW GAIT.** The show gait is a collected, four beat gait performed at moderate speed, with stride and action appropriate for the class. The Show Gait must be collected and smooth with no exaggeration in form or execution. The sequence of the footfalls is rhythmic and cadenced.
3. **PLEASURE GAIT.** This gait is a four beat gait with the greatest speed and action in any section. There must be a distinct difference in the speed demonstrated at the Show Gait and Pleasure Gait, although speed must not come at the expense of form and correct footfalls. Horses that do not exhibit a distinct difference in speed between the Show Gait and the Pleasure Gait must be penalized. The ability of the horse to demonstrate forward movement, with speed and action appropriate for this section, while maintaining correct form, is of primary importance at gait.
4. **SADDLE GAIT.** Horses performing the Show or Pleasure Gait may perform any "Saddle Gait". The "Saddle Gait" may be either a lateral or diagonal gait. The Pace, Trot and Jog/Canter are not allowed. If both Show and Pleasure Gaits are to be demonstrated in a class, the horse must maintain the same Saddle Gait footfall sequence throughout the test. The only change will be in the tempo/speed as required by the call throughout the test.
5. **BACKUP.** In all performance classes, backing at least three steps in a straight line is called for in the line-up. The horse must not throw his head above the bit, gape at the mouth or show other signs of resistance. Failure to follow a straight track will be penalized.

**ARTICLE B6703 GENERAL JUDGING REQUIREMENTS FOR UNDER SADDLE GAITED CLASSES**

1. Credit shall be given to an entry that exemplifies the look of the proper section.
2. A horse that does not demonstrate correct form for the class will be penalized by the judge.

### Part Six – Morgan

3. Scoring: Proper cadence and balance, presence and apparent ability to give a good pleasurable ride 60%; type and confirmation 40%.
4. Championship: The same specifications as the above paragraph except the percentages are 50%-50% instead of 60%-40%.

#### **ARTICLE B6704 GAITED MORGAN COUNTRY TRAIL PLEASURE CLASS**

1. Appointments and Attire : See ARTICLE B5702.1 And 2.
2. Shoeing: See ARTICLE B5702.3.
3. The Gaited Country Trail Pleasure entry must exemplify the attributes of a pleasure riding horse suitable for all members of the family. The Trail Pleasure horse must have gaits that are effortless and extremely smooth, with no animation. The head and neck of the Gaited Country Trail Pleasure entry must be relaxed and show little to no elevation, and the horse in gait should be ridden with a minimum of bit contact and should remain relaxed at all times. There is to be no sign of animation, nervousness, or the need for restraint. The Gaited Country Trail Pleasure classes are shown in two gaits: Show Gait and Trail Walk. Speed is not desired in this section. Animation, more than moderate speed, nervousness, or an elevated head and/or neck carriage shall be penalized. Manners are paramount in this section. A horse that does not demonstrate correct style shall be penalized by the judge and shall not be placed above a horse that has the correct way of going as long as they are performing in proper gait, regardless of other criteria.

#### **ARTICLE B6705 CLASS SPECIFICATIONS GAITED MORGAN COUNTRY TRAIL PLEASURE CLASS**

1. Shown: Horses enter at the Trail Walk, followed by the Show Gait, Trail Walk; Reverse, Show Gait, Trail Walk in that order. A halt may be executed from either gait; the horse must halt promptly and stand quietly on a light rein. A dismount and remount may be called. A reinback of at least 3 steps is required in the line-up.
2. Judged: On manners, quietness, performance including steadiness, responsiveness, traveling on a light rein, and willingness to stand quietly and back readily.

#### **ARTICLE B6706 GAITED MORGAN TRAIL PLEASURE CLASS**

1. Appointments and Attire: See ARTICLE B5702.1 And 2.
2. Shoeing: See ARTICLE B5702.3.
3. A Gaited Trail Pleasure Horse must demonstrate a suitable way of going while performing the Trail Walk, Show Gait and Pleasure Gait. The gaits should not show animation or excessive speed and must be effortless and smooth with forward movement. The head and neck should be in a relaxed manner appropriate to the conformation of the horse yet must be stylish and to a lesser degree of collection. A slight movement of the head is permissible. The horse should be well mannered. A judge may request the horse to stand quietly on the rail on a light rein from any gait. The judge may additionally ask the rider to dismount and remount while the horse stands quietly.
4. To be penalized: The horse should not be presented in a collected, up headed and animated frame. There is no maximum or minimum degree of animation, but smoothness and frame tie over animation and speed.

### Part Six – Morgan

5. A horse that does not demonstrate the correct way of going shall not be placed above any horse that has the correct way of going regardless of other criteria.

#### **ARTICLE B6707 CLASS SPECIFICATIONS GAITED MORGAN TRAIL PLEASURE CLASS**

1. Shown: Horses to enter the ring at a Trail Walk, followed by Slow Gait, Pleasure Gait, Trail Walk, Reverse, Show Gait, Pleasure Gait, Trail Walk in that order. The horse is shown in a collected frame with the head carried proudly in the bridle evidenced by self-carriage. A rein back of at least 3 steps is required in the line-up
2. Judged: On manners, performance including steadiness with cadence and balance, quietness, responsiveness, traveling on a light rein, and willingness to stand quietly and back readily. During performance, the horse must exhibit consistency of cadence and balance in the gaits.

#### **ARTICLE B6708 GAITED MORGAN CLASSIC PLEASURE CLASS**

1. Appointments: See ARTICLE B5602.1 and 2.
2. Shoeing: See ARTICLE B5602.3.
3. The Gaited Classic Pleasure horse executes the Trail Walk, Show Gait and Pleasure Gait in a collected, up headed and stylish manner with moderate stride. The horse should show in a collected frame while maintaining self-carriage and lightness in the bridle. Frame and carriage with more animation and speed is desirable. However, neither speed nor animation will count over smoothness and correct form and footfalls.
4. To be penalized: Loss of balance or elasticity, lack of energy and incorrect way of going.

#### **ARTICLE B6709 GAITED MORGAN CLASSIC PLEASURE SPECIFICATIONS**

1. Shown: Horses to enter the ring at a Trail Walk followed by a Show Gait, Pleasure Gait, Trail Walk, Reverse, Show Gait, Pleasure Gait and Trail Walk in that order. In the line-up, a rein back of at least 3 steps is required.
2. Judged: On performance demonstrating cadence and balance, quietness, manners, responsiveness, traveling on a light reins, and willingness to stand quietly and back readily.

#### **ARTICLE B6710 GAITED MORGAN WESTERN PLEASURE**

1. Appointments and attire: See ARTICLE B 5803.
2. Shoeing: See ARTICLE B5802.
3. Refer to ARTICLE B5806 - Morgan Western Section. Exception: The Western Pleasure Gaited Morgan must stand quietly, back willingly and provide a ride of exceptional smoothness. The headset of the horse must be relaxed and steady.
4. Extreme knee action and any tendency to be up in the bridle will be penalized. Horses failing to stand quietly and/or to back readily must be severely penalized.

Part Six – Morgan

**ARTICLE B6711 GAITED MORGAN WESTERN PLEASURE SPECIFICATIONS**

1. Shown: Horses to enter the ring at a Trail Walk, followed by a Show Gait, Pleasure Gait, Trail Walk, Reverse, Show Gait, Pleasure Gait, Trail Walk in that order. In the line-up, a rein back of at least 3 steps is required.
2. Judged: On manners, performance at all gaits (smoothness), attitude, and conformation.

## **CHAPTER 68**

### **ADDITIONAL MORGAN CLASS SECTION**

#### **ARTICLE B6801 GENERAL**

1. Classes (except Model) not included in this listing and desired by individual competitions may be added. Care should be taken in the wording of specifications for such classes. Where conflict arises between local and EC rules, the latter will apply.
2. Championships. The same specifications shall be used as in the qualifying classes except that the percentages are 50%-50% instead of 60%-40%. When a Championship and Reserve Championship are offered based on points won in unrestricted or complementary classes it shall be scored: 5 points for a first place, 3 points for second place, 2 points for third place and 1 point for fourth place. In case of a tie, type and conformation will determine the winner.

#### **ARTICLE B6802 SHOEING**

1. In Pleasure (except Classic Section), Pleasure Driving and Natural Park classes, the length of toe must not exceed 5 inches including pads and shoe.
2. In all In-Hand classes, Parade, Park Saddle, Park Harness, Hunter, Jumper, Eventing, Cutting, Reining, Carriage, Equitation and all other Morgan classes, there are no specific shoe weight limits but the length of toe must not exceed 5-3/4 inches including pads and shoe.

#### **ARTICLE B6803 ADDITIONAL MORGAN CLASS SPECIFICATIONS**

1. MORGAN CARRIAGE DRIVING SECTION CLASSES. Refer to EC Rule Book, Section C – Driving, C101.3.
2. MORGAN TRAIL HORSES, WESTERN OR ENGLISH. Prize list to specify whether to be shown under Western equipment or English tack. Refer to the Rules of Equestrian Canada, Section F Chapter 8-9 Trail Horse page 14. . It is recommended the pattern be posted 24 hours before the class.  
**Except:**
  1. a) For Western APPOINTMENTS AND ATTIRE B5803 and Tack B5804.
  - b) For English Trail appointments and Tack refer to Park Horse Saddle B5502, English Pleasure, B5602, Classic Pleasure Saddle B5702, Hunter Pleasure B5902 -B5903, Sport Horse
2. General conduct of class article B5805
3. a) The prescribed Score Sheet (*Available at [www.equestrian.ca](http://www.equestrian.ca)*) **to be used.** Obstacle scores and any penalties will be totaled to arrive at a final score.
  - b) Scores to be announced following the conclusion of each work and before the next horse begins the course.
  - c) In the case of a first place tie in a Trail Horse class, tied horses must repeat part of the course or pattern.
3. MORGAN ROAD HACK. To be shown at a walk, trot, road trot, canter, hand gallop both ways of the ring and to back readily. At any time during the class the Judge may ask horses to halt and walk off on a loose rein. For safety reasons, the Judge may limit the number of horses to hand gallop at one time. Excessive speed at the hand gallop should be penalized. To be judged on performance with proper cadence and balance, manners and suitability for a road hack 60%; type

### Part Six – Morgan

and conformation 40%. Competition Management may divide entries into two sections according to tack and attire and restrict entries to either Saddle Seat tack and attire or Hunter Seat tack and attire.

4. **MORGAN SHOW HACK.** To enter the ring in a counter-clockwise direction at the normal walk. To be shown at a walk, trot, canter and hand gallop; normal, collected and extended gaits will be called for; to stand quietly and back readily. Excessive speed at the hand gallop will be penalized. Rider sits at the collected trot. Rider posts at the normal and extended trot. Light contact must be maintained with all reins at all gaits. Horses may be shown with a braided mane and tail secured with yarn, tape or rubber bands (decorations prohibited). For safety reasons, the Judge may limit the number of horses to hand gallop at one time. At the Judge's discretion, horses may be asked to halt and rein-back while on the rail. Horses must stand with all four legs perpendicular to the ground in the line-up. Morgan Show Hacks shall perform all gaits with a noticeable transition between each gait, under complete control and easily ridden. They must be balanced, show vitality, animation, presence, clean fine limbs and supreme quality. Obedience to the rider is of prime importance. Soundness is required. Tack: single snaffle, pelham, double (full) or kimberwick bit. Browbands and cavessons other than hunter or dressage types prohibited. PROHIBITED: unconventional tack such as figure eight, drop or flash nosebands; martingales; breastplates. English saddle of any type required. Girth of either leather, white web, nylon string or suitable material. Attire: Conservatively colored coat, breeches and boots with conservatively colored hunting cap or derby required. Formal attire consisting of white breeches, top hat and tails may be worn after 6:00 PM, or in Championship classes at any time. Spurs, whip or crop optional. Entry is eliminated by any fall of horse or rider during the class. Refer to Rules of Equestrian Canada, Section A, General Regulations, Glossary for definition of fall of horse or rider. To be judged on performance, quality, manners 60%; type and conformation 40%.
5. **MORGAN NATURAL PARK SADDLE.** To be shown at a park walk, park trot and canter. To be judged on performance with proper cadence and balance, presence, quality and manners 60%; type and conformation 40%. Length of the toe must not exceed 5 inches. Entry in this class shall not preclude entrance into either the Pleasure or Park Classes of a competition.
6. **MORGAN NATURAL PARK HARNESS.** To be shown at a park walk, a park trot and "show your horse" (excessive speed to be penalized). To be judged on performance with proper cadence and balance, presence, quality and manners 60%; type and conformation 40%. Length of the toe must not exceed 5 inches. Entry in this class shall not preclude entrance into either the Pleasure or Park Classes of a competition.
7. **COMBINATION MORGAN PARK HORSES.** To be shown first in harness at a park walk, a park trot and "show your horse", extreme speed to be penalized, then Under Saddle at a park walk, park trot and canter. To be judged on performance with proper cadence and balance, presence, quality, and manners 60%; type and conformation 40%, with equal consideration to work in Harness and Under Saddle. Prize list to specify whether rider and driver must be same or may be different. Maximum of 3 people per entry in ring during change.
8. **COMBINATION MORGAN PLEASURE HORSES.** To be shown first in harness to an appropriate vehicle at a walk, pleasure trot and road trot; then under

### Part Six – Morgan

saddle (English Tack) at a walk, pleasure trot, road trot, and canter with light rein. To be judged on performance with proper cadence and balance with emphasis on manners and gait 60%; type and conformation 40%. Prize list to specify whether rider or driver must be the same or may be different. Maximum of 3 people per entry in ring during change.

9. **VERSATILE MORGANS.** To be shown in three events selected from the following four: English Pleasure, Western Pleasure, Pleasure Driving, and Jump two obstacles not to exceed 3 feet (0.9m). Judging to have equal consideration for events selected. Judged on performance with proper cadence and balance, manners, suitability and quality 60%; type and conformation 40%. Prize list to specify which events, the order and whether rider and driver must be same or may be different.
10. **MORGAN PARADE HORSES.** To be shown in stock saddle with silver, Mexican or other type of colorful equipment. Horses shall enter the ring at a parade gait and show at an animated Parade walk and high Parade gait (trot), then reverse at an animated walk and again show at both gaits with martial music whenever possible. Horses to halt and stand quietly from both the walk and parade gait. It is recommended that entries be asked to halt from both gaits and to walk and Parade alternately to illustrate that they are under complete control. The Parade horse must be a beautiful, stylish animal, displaying refinement and personality, and presenting eye-appeal of horse and competitor. Good manners are essential, both in executing gaits and while lined up in the ring. Horses must be serviceably sound and in good condition. Since beauty is important, blemishes will be considered. The animated walk shall be a graceful, two-beat straight, brisk movement, but not a jog trot, and slow enough to differentiate between the animated walk and the parade gait. The parade gait shall be a true, straight, high-prancing movement - square, collected and balanced with hocks well under, and the maximum speed being five MPH. It is recommended that a fifty-foot stretch be marked off and a horse covering it in less than seven seconds be faulted.

**Faults** The following shall be considered as faults and shall be penalized: excessive speed, bad manners, switching tail, exaggerated opening of mouth, hard mouth, lugging on bridle and fighting bit, halting or hesitating, zigzagging or sideways movement, carrying sour ears.

**Disqualifications** The following shall be considered as faults and result in disqualifying entries: Executing other than specified gaits (i.e., slow gait, dressage steps, canter, pace, running walk, etc.); use of tie-downs, martingales, draw reins, boots and other appliances; any artificial change of color or markings other than mane or tail.

Riders shall wear attire which is both colorful and typical of the Old West, of American, Mexican or Spanish origin, consisting of fancy cowboy suit, hat and boots. Spurs, guns, serapes, etc., are optional. Equipment and competitor must be suitable to the size of the horse. Performance, animation, manners, type and conformation 75%; appointments 25%.

11. **MORGAN JUMPER.** To be shown over a course of at least eight fences not to exceed 3'9" in the first round. To be judged according to Table "A" or "C" of the Rules of Equestrian Canada, Section G, Hunter, Jumper, as designated by the Competition Management, on performance only.
12. **JUSTIN MORGAN CLASS.** Entries to trot a half-mile in harness; then run a half-mile under saddle; then to show in the ring at a walk, trot and canter; and

Part Six – Morgan

lastly to pull a stone boat (500 pounds minimum total weight) a distance of 6 feet in work harness. Any horse failing to pull the stone boat the required distance shall be eliminated. Class to be judged 25% on trotting race; 25% on running race; 25% on saddle performance; 25% on pulling. All portions of this class must be run during the same session, preferably consecutively.

13. MORGAN REINING HORSES.

- a) For Reining rules and patterns, refer to the National Reining Horse Association (NRHA) Handbook and Judges Guide available at <http://nrha1.com/handbook>.

**Exception:** Refer to Article B5803, Appointments and Attire and B5804, Tack.

- b) MORGAN REINING HORSES. OPEN, STALLIONS, MARES, GELDINGS, LADIES, JUNIOR COMPETITOR, YOUTH, 1ST AND 2ND YEAR GREEN, JUNIOR HORSE (4 YEARS & UNDER), FREE STYLE, AMATEUR, NON-PRO, HACKAMORE/SNAFFLE BIT, CHAMPIONSHIP.

- c) To be shown individually performing the NRHA Reining Pattern designated in the prize list. A pattern must be indicated for each class in the prize list, selected by the Competition Committee.

- d) To be judged on execution of the pattern on a basis of “0” to “Infinity” with a score of “70” denoting an average performance. Scores will be announced after each horse has worked. Performance only to count.

14. MORGAN COMBINED TRAINING. Refer to Rules of Equestrian Canada, Section D, Eventing.

15. MORGAN DRESSAGE. Equestrian Canada Dressage classes held in the Morgan Division to be conducted in accordance with Equestrian Canada Section E Dressage except as stated herein:

- a) Junior Exhibitor Competitors in Morgan Dressage classes are not permitted to show stallions in Junior Exhibitor Competitor Performance or Equitation classes.

- b) One whip no longer than 120 cm , including lash, is permitted in all Morgan Dressage classes.

- c) A caller, if supplied by the competitor, may be used in any EC Morgan Dressage class.

- d) When cross entry by rider or horse/rider combination is permitted between Dressage and other Morgan classes at a competition, Section E CHAPTER 4 DRESS, SADDLERY AND EQUIPMENT apply only to the designated Dressage warm-up and competition areas, or when exhibitor/competitor is actually warming-up for Dressage class

- f) False tails are not permitted in a Morgan Dressage class.

- g) Roached manes are not permitted in a Morgan Dressage class.

- h) There is no limit to the number of rides per day in an Equestrian Canada Morgan Dressage section.

16. MORGAN CUTTING HORSES, OPEN, NOVICE and NOVICE-NOVICE. To be judged according to the rules of the National Cutting Horse Association, 4704 Highway 3775, Ft. Worth, Texas 78116-8805. A Novice is a horse that has won less than \$100 total in any Cutting contest and a Novice-Novice is any horse and/or rider who has not earned any money in a Cutting event prior to the present year.

Part Six – Morgan

17. Morgan Beginner Lead Line. Open to riders who are at least two but less than seven years old. Leaders must be a minimum of 16 years of age. Safety is of the utmost importance in presentation, tack and attire. It is required that equipment fit the rider with rider's feet in the stirrups. Failure to comply will result in elimination and the entry will be asked to leave. Stallions are prohibited. Entries will be led both ways of the ring, only at a walk. Attire of the rider shall include Saddle Seat, Hunter Seat, Western Seat, Dressage Seat, Side Saddle, or Roadster silks. Approved protective headgear must be worn by riders in lead line classes at all times while mounted. Rider and leader's apparel does not have to match leaders must be neatly attired. The rider should be in control of the reins, but the leader must hold a lead that is attached to the bridle/headstall or a halter or cavesson that may fit over or under the bridle appropriate to the saddle used. Riders may be lined up side by side or head to tail. Not to mount or dismount. Entries will not be asked to back.
18. Justin Morgan Standard Class. Open to Morgan stallions, mares, and geldings of any age. Horses to be led into the ring at a walk. Entries to be judged at the walk and the closest resemblance to the statue of Justin Morgan located in Weybridge, VT. One handler without whip per entry allowed.
19. Western Dressage classes held in the Morgan Division are to be conducted in accordance with the USEF Western Dressage Division except as stated herein.
  - a) Stallions are not permitted in Western Dressage classes, which are limited to Junior Exhibitors including Western Dressage Equitation classes.
  - b) When cross entry by rider, horse or horse/rider combinations is permitted between Western Dressage and other Morgan classes at a competition, Western Dressage rules regarding warm-up and competition apply only to designated Western Dressage warm-up and competition areas or when a horse is actually warming-up for a Western Dressage class.
  - c) False tails are not permitted in a Morgan Western Dressage class.
  - d) Roached manes are not permitted in a Morgan Western Dressage class.
  - e) In Morgan Western Dressage classes, riders must wear a suitable western hat, a long-sleeved shirt with any type collar; trousers or pants, and boots. Riders must wear a necktie, kerchief, bolo tie or pin. A vest, jacket, coat and/ or sweater, and chaps or shotgun chinks are optional. Protective headgear is permitted and not required to be of Western style (see B5208.2)

USEF Western Dressage available at <https://www.usef.org/forms-pubs/NpmAWxkXY6M/wd-western-dressage>  
WDAA TESTS TO BE USED available at <https://westerndressageassociation.org/wdaa-tests/>

**CHAPTER 69**  
**PART-MORGAN SECTION**

**ARTICLE B6901 GENERAL**

1. Part-Morgans are not eligible to compete in the Purebred Morgan Division.
2. Part-Morgans must be registered with the Canadian Morgan Horse Association Incorporated under the Canadian Livestock Records Corporation, and must be shown under their full registered name.
3. Only mares and geldings are permitted in this Division.

**ARTICLE B6902 JUDGING**

The Part-Morgan may be of any size and must show characteristics of the Morgan Breed.

**ARTICLE B6903 SHOEING, IN HAND AND PERFORMANCE CLASSES,  
CLASS SPECIFICATIONS, ADDITIONAL CLASSES, MANES, TAILS,  
BRAIDING**

Refer to the Morgan Division

**CHAPTER 70**  
**MORGAN COMPETITIONS**

**ARTICLE B7001**

Refer to Rules of Equestrian Canada, Section A, General Regulations, Chapter 3, EC-Sanctioned Competitions and Chapter 5, Conduct of a Competition.

## CHAPTER 71 MORGAN JUDGES

### ARTICLE B7101 GENERAL

1. Competitions offering Morgan classes must use the following EC rules concerning Morgan Judges.
2. Judges must be selected from the current EC Officials' Roster and/or follow the procedures set forth for Morgan Judge Guest cards.
3. Judges permitted to adjudicate in EC competitions offering Morgan classes:
  - a) ~~Licensed~~Licensed EC Senior "S" Morgan Judges
  - b) ~~Licensed~~Licensed EC Recorded "r" Morgan Judges, with an approved Guest card
  - c) ~~Licensed~~Licensed USEF Registered "R" Morgan Judges, with an approved Guest card
  - d) From time-to-time, ~~licensed~~licensed USEF Recorded "r" Morgan Judges, with an approved Guest card
  - e) From time-to-time ~~licensed~~licensed EC or USEF Judges not carded in the Morgan Division, with an approved Guest card No Guest cards will be issued to anyone who is not a ~~licensed~~licensed EC or USEF Judge at any time.
  - f) ~~Licensed~~Licensed EC Senior and recorded Morgan Judges must be a current member of the Canadian Morgan Horse Association.
4. All EC ~~licensed~~licensed Morgan Judges are permitted to officiate at any non-sanctioned breed sport competition for which they are qualified as independent contractors and are NOT covered by the protection of the EC officials licence.
5. A Judge ~~licensed~~licensed in the Morgan Horse Division may judge all classes restricted to entries of the Morgan Breed even though he/she may not be ~~licensed~~licensed by EC in those Divisions.
6. In competitions restricted to entries of one Breed (i.e. Morgan), a Judge ~~licensed~~licensed in a specific Division (i.e. Jumper or Dressage) may officiate in that section only, at that competition in which she/he is ~~licensed~~licensed, with a Guest card approved by the CMHA EC Morgan Chairperson.
- ~~7. The Morgan Horse Division does not require Morgan Judges to officiate in one recognized competition within three years after obtaining a licence or for any three-year period thereafter to apply for reinstatement.~~
- ~~8. The Morgan Horse Division will require testing from time to time.~~
- ~~9. In order to maintain a Senior or Recorded Judge's card. Recorded ("r") Morgan judges must attend an Equestrian Canada CMHA or Federation/AMHA judges' school at least once every three years. Senior ("S") Morgan judges must attend an Equestrian Canada CMHA or Federation/AMHA judges' school at least once every five years.~~
- ~~10. A Morgan Judge who is not in good standing within EC including requirements for updating clinic/judges school according to Article B7101.9 will be removed from the EC roster of Morgan Judges. Request for reinstatement will be considered after stipulations outlined in the accreditation and maintenance requirements for EC officials are completed.~~
- ~~11. Refer also to Rules of Equestrian Canada, Section A, General Regulations, Chapter 13, Officials.~~

**ARTICLE B7102 GUEST CARDS**

1. The issuance of Guest cards in the Morgan Horse Division must be approved by the CMHA EC Morgan Chairperson representing the Canadian Morgan Horse Association Incorporated. Competitions requesting such Guest card(s) shall make application to the Provincial/Territorial Sport Organization. Refer to Rules of Equestrian Canada, Section A, General Regulations.
2. Guest cards will be issued for any ~~licensed~~licensed USEF Registered “R” Morgan Judge.
3. Guest cards will be issued for any ~~licensed~~licensed EC Recorded “r” Morgan Judge.
4. Guest cards may be issued from time to time, to ~~licensed~~licensed USEF Recorded “r” Morgan Judges, however such Guest card approval must be given by the CMHA EC Morgan Chairperson.
5. Guest cards may be issued from time to time, to ~~licensed~~licensed EC or USEF Judges not carded in the Morgan Horse Division, however such Guest card approval must be given by the CMHA EC Morgan Chairperson.
6. No guest cards will be issued to anyone who is not a ~~licensed~~licensed EC or USEF judge at any time.

**ARTICLE B7103 LEARNER OR RECORDED MORGAN JUDGES**

1. Only one learner or Recorded Judge is permitted in the ring at any one time acting in that capacity while accompanying a Senior Judge.
2. It is the learner or Recorded Judge’s responsibility to contact competition management for permission to act in that capacity, and also to obtain consent from the Senior Judge(s) with whom she/he will be working.
3. Learner or Recorded Judges have no authority whatsoever in the show ring or as to the merits of the competitors.

## **PART SEVEN ROAD HORSE DIVISION**

### **CHAPTER 72 ROADSTER HORSE**

#### **ARTICLE B7201 GENERAL**

A Road Horse must be a Registered Standardbred registered with Standardbred Canada or the United States Trotting Association (not a cross with any other breed) with up-to-date registration papers in the current owner's name or a valid registered lease. Any non-registered Standardbred horses that have been grandfathered shall not be eligible. Horses must be of good appearance, balanced in conformation, with manners that are a safe risk in the ring. They must travel easily and at speed and to be over 14.2 hands. Roadsters wear long, natural tails. Horses shall be serviceably sound and shown without artificial appliances (e.g. wired ears) except quarter boots or bell boots and an inconspicuously applied tail switch or brace.

#### **ARTICLE B7202 GAIT REQUIREMENTS**

1. Action should be free and easy, straight, well balanced but excessive height of action not required. The principal gait for the Roadster is the trot. They shall be asked to trot at three different speeds; the slow jog trot, the fast road gait and then at full speed. Judges must emphasize that roadsters are to be shown at three distinct speeds. Competitors executing gaits not called for must be penalized. At all speeds they should work in form, that is their chins set and their legs working beneath them; going collected at all speeds. Animation, brilliance and show ring presence should characterize the Roadster in working at a jog trot, road gait and at full speed. When asked to drive on the horse must show speed and go in form. Pacey gaited or mixed gaited horses that pace and rack the turns or break and run on the turns shall be penalized.
2. Horses should be shown on the rail at all times except when passing and should go to the far end of every corner without side reining.
3. Roadsters in the wagon division must have the strength to comfortably pull a wagon without losing form, are good looking horses which complement the appointments of the wagon.

#### **ARTICLE B7203 SHOWING**

1. Roadsters shall enter the ring clockwise at a jog trot then show at the road gait; turn counter clockwise at the jog trot, show at the road gait and then at speed. Not more than eight horses to be shown at one speed at one time in a small ring and not more than 13 in a large ring.
2. Good manners without severe biting are requisite. Any driver in this division exhibiting inappropriate or dangerous behaviour or whose actions would in any way threaten the safety of any other exhibitor, their entries or the safety of class officials will be ordered from the ring. Horses should be balanced and under control, take the turns without breaking their gait, be taken up at the turns or in the straightaway when necessary and come out of the turns fast. They should stand when lined up, no attendant is permitted and driver should not leave his vehicle except for necessary adjustments. A driver may, however, uncheck and

### Part Seven – Road Horse & Pony

stand at the horse's head when left in the center of the ring while part of the class is on the rail for a workout.

3. If it is necessary to split the class due to more than the allotted number based on the size of the ring, the division shall be done in the manner determined by the steward, judge and/or horse show manager.
4. In the event of a workout, entries chosen must be worked both ways of the ring, as in the original class.
5. Competitors are allowed only one time-out in a class.
6. In the Roadster Division a class is considered completed when the class has been judged according to the rules and the judges have turned in their cards. In qualifying classes the judge's cards must be turned in before any entry is qualified to show in the Championship/Stake class.

#### **ARTICLE B7204 HARNESS**

Blinkers of square pattern, snaffle-type bit (solid or broken), overcheck attached to a bit or chin strap; breast collar, (for pairs, collars are of English pattern); full martingale, recommended that traces are made round with flat ends; buckles to be of brass, breechings to be used in all wagon classes, reins in leather (preferably tan colour) and should be made round up to the hand pieces. Harness should be clean, of good stability, and buckles, rings etc. polished and clean.

#### **ARTICLE B7205 VEHICLES**

Road Horses shall be shown to a wire-wheeled road cart or Bike or a wooden-wheeled Road Wagon or Buggy of Caffrey style. All vehicles should be of good appearance and stability.

#### **ARTICLE B7206 ATTIRE**

In Bike or under saddle classes, competitor shall wear stable colours, jacket, cap and/or approved protective headgear to match. In Road Wagon Classes, competitor shall wear sports jacket and dress pants or a business suit with hat of choice. It is recommended the exhibitor's number be worn on back of driver.

#### **ARTICLE B7207 CLASS SPECIFICATIONS**

1. The following classes may be divided according to size:
  - a) 15.2 hands and under
  - b) over 15.2 hands
2. Green Roadster – Horses must be in their first or second consecutive year of showing or 5 years of age and younger, whereby breeding classes are excluded and showing is defined as entering the show ring.
3. Single Roadster to be shown by an Amateur: To be shown to Bike or Wagon, at a jog trot, road gait and then at speed. To be judged on performance, manners, quality and speed.
4. Single Roadster to a Bike: To be shown to a Road Cart or Bike. Drivers must wear stable colours, jacket, cap and/or approved protective headgear to match. To be judged on performance, speed, quality and manners.
5. Single Roadster to a Wagon: To be shown to a Wagon at a jog trot, road gait and then at speed. Horse must wear breechings. To be judged on performance, quality, speed and manners.

### Part Seven – Road Horse& Pony

6. Pair of Roadsters: May be divided according to size. To be shown to a Wagon at a jog trot, road gait and at speed. To be judged on performance, quality, speed, manners and uniformity.
7. Single Roadster, Canadian Owned: To be shown to a Wagon or Bike at a jog trot, road gait and then at speed. To be judged on performance, quality, speed and manners.
9. Roadsters Under Saddle: To be shown under saddle at a jog trot, road gait and then at speed. To be judged on performance, quality, speed and manners. To be shown under English saddle, full martingale, open bridle with snaffle bit, single or double rein and bell boots or quarter boots. Rider to wear stable colours, jacket, cap and/or approved protective headgear to match.
10. Gentleman's Turnout: To be shown to a Wagon at a jog trot and road gait. Gentleman to be dressed in a business suit with hat of choice, accompanied by a lady suitably attired including hat and gloves. To be judged on performance, quality, manners and speed. Appointments only to include blanket, lap robe, dashboard clock tie strap, halter, light and kit containing horse shoes, bandages, brush, hoof hook, wrench, safety pins for blankets, wire pliers, horseshoe nails, small hammer, whisk broom, horseshoe nail pliers, rasp, leather punch and scraper.
11. Turnout to be judged as follows:
  - a) Horse 50%
  - b) Buggy and Harness 25%
  - c) Appointments 25% (excess to be penalized).
    - (i) A flashlight is an acceptable light - but a side light is preferred.
    - (ii) Horses should be shown with ribbons in mane and foretop and wear boots.
    - (iii) Handholds should not be used in Turnout.
11. Roadster Driven by a Lady: To be shown to a Wagon or Bike at a jog trot, road gait and then at speed. Lady to be appropriately dressed for the class. To be judged as any other open Roadster Class. To be judged on manners, performance, quality and speed. Lady is to be 18 years or over as of January 1st of the current year
12. Lady Driver Road Horse Only: To be shown to a Road Wagon. Lady to be appropriately dressed and wear gloves. Handholds are acceptable. The Lady may be asked to back her horse (if necessary four steps ahead are permissible). To be judged on manners, performance and quality. Lady is to be 18 years or over as of January 1st of the current year.
13. Roadster Driven by a Junior Exhibitor: To be shown to a Wagon or Bike at a jog trot and road gait. Driver to be appropriately dressed for the class. To be judged as any other open Roadster Class. To be judged on manners, performance and quality. Driver to be under 18 as of January 1st of the current year to show.
14. STAKE/CHAMPIONSHIP CLASSES:

Single Roadster Stake/Championship: To be eligible, horses must be entered, shown and judged in any other class in harness in this division as specified in the prize list. To be shown to a Wagon or Bike at a jog trot, road gait, and then at speed. Saddle classes do not qualify a horse for a harness stake class and a harness class does not qualify a horse for a saddle stake class. To be judged in the same manner as the qualifying classes.

## **CHAPTER 73 ROADSTER PONY**

### **ARTICLE B7301 GENERAL**

1. Roadster ponies shall be shown to a two-wheeled bike or cart, with foot stirrups only, with low crupper, over checks and with broken or straight snaffle bit, martingale and shaft thimbles, quarter boots may be worn. They shall enter the ring clockwise at a jog trot and then road gait and, after being reversed, perform at the jog-trot, then road gait and then with speed. No attendant is permitted when ponies are lined up, but driver may dismount, uncheck and stand at the pony's head if lined up while other entries are being worked. These ponies should have the same qualifications as the horse roadster class and shall have free motion and an extended trot. To be discounted for high or harness pony action. The forelegs should exhibit good reach without pointing. The rear legs should show great stride, and driving power without stringing out behind as a speedster. To be judged 20% on conformation and quality, 20% on manners and way of going and 60% on speed in form.
2. Classes for roadster ponies may be restricted to any height up to 14.2 hands (58"). Recommended classes are for ponies 12.2 hands (50") and under; for ponies 12.2 hands (50") and not exceeding 13 hands (52"). Classes may be divided as to age of driver or sex of ponies if large number of entries are expected. Ponies may not be shown without proper prior measurement by official veterinarian or Steward at the Show unless they have EC Permanent Measurement Cards or Valid Measurement Forms if under eight years of age.
3. A Roadster Pony is an animal of good appearance, quality and manners, with natural mane and tail, who is serviceably sound, shown without artificial appliances with the exception of quarter boots.
4. Any number over ten entries in a class in a large ring or over six in a small ring shall be divided with only half in the show ring at a time; a sufficient number of horses for the class are then to be returned to the ring for final judging, but not necessarily half of each division. There should always be at least two more horses in the ring over the above number of prizes awarded.

### **ARTICLE B7302 GAIT REQUIREMENTS**

See Article B7202. Gait Requirements.

### **ARTICLE B7303 SHOWING**

See Article B7203, Showing.

### **ARTICLE B7304 HARNESS**

See Article B7204, Harness.

### **ARTICLE B7305 VEHICLES**

Roadsters shall be shown to a cart, road wagon, or buggy of Caffery style. All vehicles should be of good appearance and stability.

Part Seven – Road Horse& Pony

**ARTICLE B7306 ATTIRE**

In cart, competitor shall wear stable colours, jacket, cap and/or approved protective headgear to match. In road wagon classes, competitor shall wear a business suit with hat of choice. The exhibitor's number must be worn on back of driver.

**ARTICLE B7307 CLASS SPECIFICATIONS**

1. Age of Drivers to be at the discretion of the Fair Board or the Horse Show. Whips must be carried at all times, gloves are optional.
2. GREEN ROADSTER. A Green Roadster is a horse in its first or second year of showing OR a Roadster Horse five years of age or under.
3. SINGLE ROADSTER PONY TO WAGON. To be shown to a wagon at a jog trot, road gait and at speed. Pony must wear breechings. To be judged on performance, style, speed, manners and equipment. Handholds are acceptable.
4. SINGLE ROADSTER PONY TO CART. To be shown to a road cart. Drivers to wear stable colours, jacket, cap and/or approved protective headgear to match. To be judged on pace, action, quality and manners. Handholds are acceptable.
5. SINGLE ROADSTER PONY TO WAGON SHOWN BY A LADY. To be shown to a wagon driven by a lady who has reached her 18th birthday. The lady is to be appropriately dressed. She should hold her lines as if driving a regular class. Handholds are acceptable. The lady should not be asked to get out of the buggy.
6. SINGLE ROADSTER PONY TO CART SHOWN BY A LADY. To be shown to a road cart driven by a lady who has reached her 18th birthday, wearing stable colours, jacket, cap and/or approved protective headgear to match. Handholds are acceptable. To be judged on manners, style, performance, speed and equipment.
7. SINGLE ROADSTER PONY STAKE. To be eligible, ponies must be entered, shown and judged in any other class in harness in this division. To be shown to a wagon or cart at a jog trot, road gait, and then at speed. To be judged on performance, conformation, manners and equipment.

**ARTICLE B7308 JUDGING REQUIREMENTS**

1. For Roadster Pony 50 inches and under, see Roadster Division.
2. For Pleasure Pony Roadster, see Pleasure Pony Division.
3. For Welsh Roadster, see Welsh Pony Division.

## **PART EIGHT THOROUGHBRED DIVISION**

### **CHAPTER 74 THOROUGHBRED DIVISION**

#### **ARTICLE B7401 REGISTRATION**

Horses to be shown in this Division must be registered with the Canadian Thoroughbred Horse Society and/or The Jockey Club, or, if under one year of age, be eligible for Registry and registration applied for.

**Exception:** See Part V. Horses must be entered under their full registered name.

#### **ARTICLE B7402 TYPE AND CONFORMATION**

Generally between 15 and 17 hands high and weighing from one thousand to fourteen hundred pounds. The head is refined with a broad flat forehead, eyes full, nostrils large and dilating, a fine muzzle and small pricked ears. The neck is long and slender, but muscular. The withers are moderately high and thin, with well-muscled sloping shoulders. The chest is well developed but not wide. The ribs are well-sprung and the horse should have a deep girth. The legs should be clean and of good bone with pronounced tendons, long muscular forearms, broad strong knees, broad flat cannons and springy pasterns that are sloped at forty-five degrees. The tail is set high and the back and hindquarters are powerful. The muscles are flat and stringy rather than bunched and the veins are very prominent.

#### **ARTICLE B7403 IN-HAND CLASSES**

1. **BREEDING.** Horses to be shown in hand at walk and trot, they should stand square on all four feet. Horses must be shown in a bridle. **Exception:** Foals to be shown in a halter. Emphasis shall be placed upon type, conformation, substance and quality. Transmissible weaknesses and/or unsoundness to be counted strongly against breeding stock. Handlers to be suitably attired.
2. **MODEL HUNTER.** To be judged on conformation, quality, substance, soundness suitability to become a hunter. Horses to be moved on the line. To be shown in a bridle and handlers to be suitably attired.

#### **ARTICLE B7404 PERFORMANCE CLASSES**

1. All horses shall be worked at all gaits both ways of the ring unless otherwise described by class specifications. Horses must come to line up at gait requested by the judge and must stand quietly in the line. Horses may be asked to back individually or as a group. Horses must enter the ring at a walk.
2. Appointments shall be such as are appropriate for horses shown under similar circumstances in other EC Performance Divisions, i.e. a Thoroughbred Show Hack will follow the tack and dress and obvious ease, cadence, balance, and smoothness as or Hack Division.
  - a) **WALK:** a 4-beat gait; straight, true and flat-footed.
  - b) **TROT:** a 2-beat gait; normal trot at medium speed, balanced and free moving; collected trot maintaining an energetic impulsion; extended trot at medium speed and rhythm while lengthening the stride.
  - c) **JOG:** a 2-beat gait; free, square, slow and easy.
  - d) **CANTER:** a 3-beat gait; normal canter with free, forward and balanced

### Part Eight – Thoroughbred

strides, the head a little more in front of the vertical; collected canter is supple, free and with mobile shoulders and very active hindquarters, the head is at the vertical; extended canter with great impulsion the stride is lengthened while maintaining the same rhythm as the normal canter, the horse lowers and extends his head and neck.

- e) LOPE: a 3-beat gait; smooth, slow, easy and straight on both leads.
- f) HAND GALLOP: long, free ground covering strides under control, correct and straight on both leads, extreme speed to be penalized.

**NOTE:** Refer to specified EC Divisions for the type of gaits called for in individual classes, i.e. a Thoroughbred Western Pleasure Horse will use the gaits outlined in Western Division.

- 3. When classes are divided by height into two sections they shall be:

- Under 16 hands
- 16 hands and over

When divided into three sections they shall be:

- up to and including 15.3 hands
- 15.3 hands and up to and including 16.1 hands
  - over 16.1 hands.

### **ARTICLE B7405 CLASS SPECIFICATIONS**

- 1. THOROUGHBRED ENGLISH PLEASURE HORSE (MAIDEN, NOVICE AND OPEN). To be shown at a flat-footed walk, normal trot and easy canter. Not to gallop. Medium to light contact to be maintained. To be judged on performance, conformation and manners.
- 2. THOROUGHBRED CONFORMATION HUNTER (MAIDEN, NOVICE, GREEN AND OPEN). To be judged on performance, manners, way of going 40%; conformation, quality, substance and soundness 60%. Emphasis on quality.
- 3. THOROUGHBRED WORKING HUNTER (MAIDEN, NOVICE, GREEN AND OPEN). To be judged on even hunting pace, manners, way of going, style of jumping and hunting soundness.
- 4. THOROUGHBRED HUNTER HACK. To be shown at a walk, trot, canter and gallop (only 8 horses to gallop at one time). To back easily, to stand quietly if rider is requested to dismount and mount, to jump two jumps up to 3'6" (1.06 m.). Performance, manners, way of going 60%; conformation, quality, substance and soundness, 40%. Emphasis on quality.
- 5. THOROUGHBRED HUNTER UNDER SADDLE. To be shown at a walk, trot, canter and gallop (only 8 horses to gallop at one time), to back easily and stand quietly. Performance, manners, way of going 60%; conformation, quality, substance and soundness 40%. Emphasis on quality.
- 6. THOROUGHBRED SHOW HACK (MAIDEN, NOVICE, OPEN, LADIES', GENTLEMEN'S, AND STAKE). Horses to enter ring at a walk. To be shown at a walk, trot, canter and hand gallop (only 8 horses to gallop at one time); collected and extended gaits to be called for; to stand quietly. To be judged on performance and manners 60%; conformation and quality 40%. Emphasis on quality.
- 7. THOROUGHBRED ROAD HACK (MAIDEN, NOVICE, OPEN AND STAKE). Horses to enter ring at a walk. To be shown at a flat-footed walk with a reasonably loose rein, trot, strong trot, easy canter and hand gallop (only 8 horses to gallop at one time). To be judged on performance and manners 60%;

### Part Eight – Thoroughbred

substance and conformation 40%.

8. THOROUGHBRED JUMPER (PRELIMINARY, INTERMEDIATE, OPEN). To be judged under Rules of Equestrian Canada, Section G, Hunter, Jumper.
9. THOROUGHBRED LADIES SIDE SADDLE. Appropriate English Side Saddle to be used, rider dressed in appropriate English riding habit. To be shown at a walk, normal trot and canter. Riders may sit or post the trot. To be judged on manners, performance, quality and conformation 85%; on appropriate Side Saddle Dress 15%.
10. THOROUGHBRED WESTERN PLEASURE HORSE (MAIDEN, NOVICE AND OPEN). To be shown at a flat-footed walk, jog, lope and hand gallop both ways of the ring on a reasonably loose rein and on the correct lead at all times. Extreme speed at the hand gallop should be penalized but horses should exhibit reasonable speed and be well under control of rider at all times. Horses should have reasonably good quick stop and should stand quietly after loping or hand galloping. Horses should back readily with minimum pulling on reins. Riders may be asked to dismount and mount while horses stand quietly. To be judged on manners and performance, 60%; conformation and quality 30%; and appointments 10%. (Refer to Rules of Equestrian Canada, Section F, for appointments).
11. THOROUGHBRED TRAIL HORSE. To be shown on a light rein at a walk, jog and lope both ways of the ring. Horses to be shown over and through obstacles. To be judged on performance with emphasis on manners 60%; appointments, equipment, neatness (silver not to count) 20%; conformation 20%.
12. THOROUGHBRED STOCK HORSE. To be shown on a light rein at a walk, jog and lope, which may be accomplished as each individual enters the ring. Lope a figure eight, run at speed, stop and turn easily. To be judged on performance and manners 60%; conformation and quality 30%; appointments 10%.
13. THOROUGHBRED REINING HORSE. Horses to be shown with a stock saddle and any suitable western type curb bit. No running martingales or tie downs may be used, no wire, chain or other metal device may be used in conjunction with or as part of leather chin strap. No whipping shall be permitted. Only one hand may be used on reins and hands must not be changed. A rider may ride only one horse per reining class. Refer to Rules of Equestrian Canada, Section F.
14. THOROUGHBRED PLEASURE DRIVING. To be shown at a walk, working trot, and strong trot both ways of the ring. Even cadence is required at all gaits. To be judged on manners, way of going, conformation 60%; condition and appropriateness of vehicle and harness 20%, whip, attire and driving 20%.
15. THOROUGHBRED PAIRS: ENGLISH OR WESTERN. To be shown at a walk, trot or jog, and canter or lope. To be judged on uniformity as a pair, performance, quality and manners. Combined ownership permitted.

### **ARTICLE B7406 HALF-THOROUGHBRED**

1. Sire or dam must be purebred Thoroughbreds registered with the Canadian Thoroughbred Horse Society and/or the Jockey Club.
2. Half-Thoroughbred to be shown in Recognized shows must have valid proof of breeding.
3. Half-Thoroughbreds may show characteristics of any other breed however, Thoroughbred characteristics must be dominant. See Article B7202, Type and Confirmation.

*Part Eight – Thoroughbred*

4. Half-Thoroughbreds will have the same Performance Classes as Thoroughbreds as outlined in Article B7105, Class Specifications. All horses registered Half-Thoroughbreds are eligible for all Half-Thoroughbred classes.
5. Half-Thoroughbred colts may compete in weanling and yearling halter classes, however, Half-Thoroughbred colts two years and older are excluded from all halter classes.

## **PART NINE WELSH PONY AND COB DIVISION**

### **Chapter 75 General Information**

#### **ARTICLE B7501 GENERAL COMPETITION INFORMATION**

1. Copies of Registration papers and/or Lease Agreements, or both, or proof of eligibility to be registered, shall be available for inspection at all Shows, if requested by a Show Committee. If Registration papers and/or Lease Agreements or proof of eligibility to be registered is not produced when requested, then the animal in question may not compete at that Show until the requested papers are produced.
2. All entries shall be made in the name(s) of the registered Owner(s) or Lessee(s).
3. Registered Half Welsh, or animals eligible for registration in the Half Welsh Stud Book, may not show in Breeding classes for purebred Welsh.
4. Foreign-owned and foreign-registered and domiciled animals may show at Canadian Shows on the face value of their Registration papers, provided those animals are registered in a Stud Book recognized by the Welsh Pony and Cob Society of Canada, and their papers are available for inspection.

#### **ARTICLE B7502 ELIGIBILITY**

1. All animals must be registered in either Section A, B, C, D or Half Welsh of the Stud Book of the Welsh Pony and Cob Society of Canada or of the Welsh Pony and Cob Society (Great Britain), the Welsh Pony and Cob Society of America, Inc. or any other Welsh Stud Book recognized by the Welsh Pony and Cob Society of Canada, and shall be entered under their full registered names, or if under one year of age, be eligible for registration. A copy of their registration papers, or proof of eligibility if under one year of age, shall be available for inspection, if requested by any Show Committee.
2. In order to show, all animals foaled in Canada and/or owned by a Canadian resident, or animals leased by a Canadian resident, or animals imported into Canada by a Canadian resident, shall be registered in the Stud Book of the Welsh Pony and Cob Society of Canada, or if under one year of age, be eligible for registration in the Welsh Pony and Cob Society of Canada Stud Book. In order to be eligible for registration in the Welsh Pony and Cob Society of Canada Stud Book, both the Sire and the Dam shall be registered in the Welsh Pony and Cob Society of Canada Stud Book, with the following exceptions:
  - a) An imported pony or cob may compete without Canadian registration papers for a maximum of three CONSECUTIVE months from the date of transfer of ownership or lease provided proof of transfer of ownership or lease, together with a copy of that animal's registration papers from its country of birth, are made available for inspection, if requested by any Show Committee.
  - b) An imported pony or cob, registered in its country of birth in the name of a Canadian resident, may compete without Canadian registration papers for a maximum of three CONSECUTIVE months from the date of importation, provided the registration papers or export papers from its

Part Nine – Welsh Pony & Cob Division

country of birth are made available for inspection, if requested by any Show Committee.

- c) The foal of a Canadian-owned mare, whose sire is a stallion registered and domiciled in a country other than Canada, whose Stud Book is recognized by the Welsh Pony and Cob Society of Canada, or a foal conceived by Artificial Insemination (A.I.) or Embryo Transfer, whose sire is a stallion registered and domiciled in a Country other than Canada whose Stud Book is recognized by the Welsh Pony and Cob Society of Canada, may compete provided proof of eligibility to be registered is made available for inspection, if requested by any Show Committee.
  - d) Unless otherwise specified in a Prize List, all Welsh Ponies of Cob Type, Section C, and Welsh Cobs, Section D, are eligible to be shown together, regardless of the percentage of Cob blood shown on their registration papers.
3. a) Animals who are registered in the Half Welsh Stud Book of the Welsh Pony and Cob Society of Canada, the Welsh Pony and Cob Society of America, Inc. or, if under one year of age, are eligible for registration may show in classes for Half Welsh ponies/cobs provided they are entered under their full registered names and a copy of their registration papers accompanies their entry form.
- b) Half Welsh animals under one year of age shall provide proof of eligibility for registration by forwarding a copy of the Breeding Certificate, if the Sire is the purebred parent, or a copy of the Dam's registration papers, when the Dam is the purebred parent, with their entry form. Registered Half Welsh or animals eligible for registration in the Half Welsh Stud Book may not show in Breeding classes for purebred Welsh.
4. All entries shall be made in the name(s) of the registered owner(s) or lessee(s).

**ARTICLE B7503 HEIGHT**

1. Height is determined as follows:
- a) Welsh Mountain Ponies, Section A shall not exceed 12.2 hands in height.
  - b) Welsh Ponies, Section B shall not exceed 14.0 hand in height, with no lower height limit.
  - c) Welsh Ponies of Cob Type, Section C shall not exceed 13.2 hands in height.
  - d) Welsh Cobs, Section D shall exceed 13.2 hands in height, with no upper limit.
  - e) If a Section A or B animal exceeds the Breed height limit, it is no longer eligible to compete in breeding line/halter classes but is eligible for all performance classes.
2. Measurement Procedures.
- a) Animals are to be measured by the Official Show Veterinarian or the Official Show Steward, or both. If the height of an animal is in dispute, then that animal shall be measured by BOTH of the above named Officials AND the Judge of that Show for the correct height to be determined and recorded. The SAME Officials shall measure all animals presented to be measured at a Show. Officials authorized to measure animals at a Show are responsible for the true measurement of those animals, and shall check the measurement device for accuracy before starting to measure.
  - b) A standard measurement stick shall be used. A standard measurement stick

### Part Nine – Welsh Pony & Cob Division

is a straight, stiff, unbendable stick that is equipped with a spirit level to ensure that the cross piece or arm of the stick is parallel to the ground surface.

- c) A Show Committee shall provide an area for the measurement of all animals. A level concrete slab or other level paved surface is the most desirable, but if that type of surface is not available, then a sheet of heavy (3/4") plywood may be used, provided it is placed on a LEVEL surface that will hold it flat. Animals MUST NOT be measured on a dirt or gravel surface.
  - d) To be measured accurately, an animal shall stand squarely on all four feet, and in such a way that the front legs are vertical to the ground, with the hocks in a vertical line with the point of the animals quarters. The head shall be low enough to reveal the highest point of the withers, but no lower. Handlers shall not interfere with the animal or hold the animal in any way that will prevent it from standing in the correct position, as described above.
  - e) With the animal in the correct position, the vertical distance from the highest point of the withers to the ground shall be measured. The arm of the measuring stick shall be positioned over the highest point of the withers, with the spirit level parallel to the ground. No pressure may be applied to the arm of the measurement stick, and it shall just touch on the highest point of the withers. Only a measurement taken on the highest point of the withers will be considered an official measurement.
- "Height" EXCLUDES the height of shoe (and pad), measured at the heel.
3. Measuring the Toe and Heel. To measure the length of toe of an animal, a six inch ruler shall be used to measure the front of the hoof, IN THE CENTRE, from the LOWER side of the coronary band to the ground. The height of the heel is determined by measuring from the LOWER side of the coronary band to the ground, with the ruler held perpendicular to the ground. The length of toe of an animal INCLUDES the shoe. See Article B7506, Shoeing Regulations.

### **ARTICLE B7504 BREEDING AND PERFORMANCE CLASSES**

In order to show:

Breeding classes are to be divided into classes for Welsh Mountain Ponies, Section A; Welsh Ponies, Section B; Welsh Ponies of Cob Type, Section C; and Welsh Cobs, Section D, and Half Welsh. Half Welsh animals may not show in breeding classes for purebred Welsh.

1. Welsh Mountain Ponies, Section A shall not exceed 12.2 hands in height. If a Welsh Mountain Pony, Section A, EXCEEDS 12.2 hands, and the Owner wishes to show the pony, the Owner shall apply to the Welsh Pony and Cob Society of Canada to have the animal re-entered into the Stud Book as a Welsh Pony, Section B.
2. Welsh Ponies, Section B shall not exceed 14.0 hands in height, with no lower height limit. Welsh Ponies, Section B, may only show in classes for Welsh Ponies, Section B, with the exception of the Hunter, Young Rider and Adult Performance Divisions, where they shall be entered by height.
3. Welsh Ponies of Cob Type, Section C shall not exceed 13.2 hands in height. If a Welsh Pony of Cob Type, Section C, EXCEEDS 13.2 hands, and the Owner wishes to show the pony, the Owner shall apply to the Welsh Pony and Cob Society of Canada, to have the animal re-entered into the Stud Book as a Welsh Cob, Section D.

4. Welsh Cob, Section D shall exceed 13.2 hands in height, with no upper height limit.

**ARTICLE B7505 BREED TYPE AND CONFORMATION**

1. WELSH MOUNTAIN PONY, SECTION A.  
GENERAL CHARACTER: hardy, spirited and pony-like.  
COLOUR: any colour except piebald and skewbald (pinto).  
HEAD: small (in relation to the body), clean-cut, well set on and tapering to the muzzle; a slight dish is desirable.  
EYES: bold and set wide apart.  
EARS: small and pointed, well up on the head.  
NOSTRILS: prominent and open.  
JAWS AND THROAT: clean and finely cut.  
NECK: lengthy and well carried. Moderately lean in the case of mares, but inclined to be cresty in the case of mature stallions.  
SHOULDERS: long and sloping well back.  
WITHERS: moderately fine, but not "knife".  
HUMERUS: upright, so that the foreleg is not set in under the body.  
FORELEGS: set square and true, not tied in at the elbow, with long, strong forearms, well developed knees, and short, flat cannon bone.  
BACK: back and loins should be muscular, strong, and well-coupled. GIRTH: deep  
RIBS: well sprung.  
HIND-QUARTERS: lengthy and fine, not ragged or goose-rumped. Tail well set on and carried gaily.  
HIND LEGS: hocks to be large, flat and clean, with points prominent, to turn neither inward nor outward. The hind leg not to be too bent. Hock not to be set behind a line from the point of the quarter to the fetlock joint.  
FEATHER: a moderate quantity of silky feather is desirable.  
PASTERNS: should have medium slope and length.  
FEET: well shaped and round.  
HOOVES: dense.  
ACTION: free and straight from the shoulder, well away in front. Hocks under the body, well flexed, with straight and powerful leverage.
2. WELSH PONY, SECTION B. The Welsh Pony, Section B, has greater emphasis on riding action, while retaining true Welsh breed type and quality, with adequate bone and substance. Feather may be clipped.
3. WELSH PONY OF COB TYPE, SECTION C. The Welsh Pony of Cob Type, Section C, is a sturdier counterpart of the Welsh Mountain Pony, Section A, but having a percentage of Welsh Pony of Cob Type, Section C, or Welsh Cob, Section D, blood. A moderate quantity of silky feather is desirable.
4. WELSH COB, SECTION D.  
GENERAL CHARACTER: strong, hardy and active, with pony character, and as much substance as possible. COLOUR: any colour except piebald and skewbald (pinto).  
HEAD: full of quality and pony character; a coarse head and a Roman nose are most objectionable.  
EYES: bold, prominent, and set wide apart.  
EARS: neat and well set.

### Part Nine – Welsh Pony & Cob Division

NECK: lengthy and well carried. Moderately lean in the case of mares, but inclined to be cresty in the case of mature stallions.

SHOULDERS: strong and well laid back.

FORELEGS: set square and not tied in at the elbow; long, strong forearms; knees well developed, with an abundance of clean bone below them.

PASTERNS: of proportionate slope and length.

FEET: well shaped.

HOOVES: dense.

MIDDLEPIECE: back and loins muscular, strong and well coupled; deep through the heart and well ribbed up.

HINDQUARTERS: lengthy and strong; ragged or drooping quarters are objectionable; tail well set on.

HIND LEGS: second thighs (gaskins) strong and muscular; hocks large, flat and clean, with points prominent, turning neither inwards nor outwards. The hind leg must not be too bent, and the hock not set behind a line falling from the point of the quarter to the fetlock joint.

FEATHER: a moderate quantity of silky feather is desirable, but coarse, wiry hair is a definite objection.

ACTION: free, true and forceful; the knees should be bent, and the whole foreleg should be extended straight from the shoulder and as far forward as possible at the trot; hocks flexed under the body, with straight and powerful leverage.

### **ARTICLE B7506 SHOEING REGULATIONS**

1. Animals may be shown barefoot. FOALS and YEARLINGS must be shown barefoot. TWO-YEAR-OLDS may be shod, but the shoes must be unweighted and the foot natural with frog close to the ground. Pads and any additional weight of any kind will disqualify the entry.
  - a) The length of toe for a Welsh Mountain Pony, Section A, not exceeding 12.2 hands, shall not exceed four inches INCLUDING shoe. The shoe, excluding nails but including pad, shall not weigh more than 10 ounces.
  - b) The length of toe for Welsh Ponies, Section B, not exceeding 14.0 hands, shall not exceed four and one-half (4-1/2) inches INCLUDING shoe. The shoe, excluding nails but including pad, shall not weigh more than 12 ounces.
  - c) For Sections C and D, toe length must be proportional to the size of the animal. The shoe, excluding nails but including pad (if any), must not weigh more than 18 oz.
2. There are no limits imposed as to length of toe for yearlings, or length of toe or weight of shoe for older animals, bearing in mind that free, true and forceful action is the hallmark of the Welsh Pony of Cob Type, Section C, or the Welsh Cob, Section D. For measurement procedures, refer to Article B7503.3, Height.
3. In all cases where shoes are allowed, Judges SHALL SEVERELY PENALIZE an animal that shows any indication of instability or weakness, or any evidence of labouring action due to long toes, heavy shoes, improper shoeing or faulty conformation.

**ARTICLE B7507 GENERAL CONDUCT OF SHOWS**

1. Course postings

At least one hour prior to the class, courses for Showmanship, Trail and Ridden Welsh Classic classes must be posted near the gate of the ring in which the respective classes will be held. Hunter courses must be posted 30 minutes prior to the start of the class.

2. Delay of classes

When the start of any class requiring animals to be shown individually is delayed by animals not ready to perform, the competition may be closed at the order of the judge or Show Committee, providing a warning is issued and competitors are given three (3) minutes to appear at the in-gate ready to participate.

**Exception:** Hunter & Jumper classes where a specific jump order is given. In classes where animals are shown collectively, a warning is given and the in-gate must be closed two (2) minutes after the first animal entered the ring.

**ARTICLE B7508 RING PROCEDURE**

1. Only one person shall be allowed in the ring with each animal, except in driving classes where each animal may be headed by one attendant, properly attired, or with special dispensation from the show committee. The attendant must take no action that would affect the performance of any animal. Assistance in showing from outside the ring is prohibited. Passengers are allowed in driving classes. Unruly animals must be excused from the ring.

2. All Breeding in Hand classes must enter to the left at a walk so the handler does not obscure the judge's view. In Breeding in Hand classes, in order to properly evaluate the desired reaching shoulder movement of the Welsh, the Judge should conduct his/her classes so that he/she may view each animal in action in profile, as well as from the front and from the rear. Animals are to be shown in hand at the walk and at the trot, and presented to the Judge to be judged for conformation. Pacing, when asked to trot in hand, shall be severely penalized. Animals shown in Group classes are not required to walk and trot in hand.

**ARTICLE B7509 ATTIRE**

1. In all classes, competitors should be appropriately and safely dressed in conservative attire, including entry number. Shorts, t-shirts and blue jeans are prohibited. Those persons, who in the opinion of the judge, are inappropriately attired, may be penalized. Any identifying name or farm logo in the show ring is strongly discouraged.

2. Junior competitors must wear approved protective headgear at all times whenever mounted or in a driven vehicle while on the show grounds. Harness must be secured and properly fitted. Any rider violating this rule at any time must immediately be prohibited from further competition until such approved protective headgear is properly in place.

3. Senior riders in all classes where jumping is required and when jumping anywhere on the show grounds, must wear approved protective headgear with harness secured. Adult riders may wear Western hats for competition: however, approved protective headgear may be worn without penalty and is strongly recommended for safety.

4. The Show Committee must prohibit riders without approved protective headgear from entering the ring for classes in which approved protective

Part Nine – Welsh Pony & Cob Division

headgear is required and may prohibit any entry or person from entering the ring if not suitably presented to appear before an audience.

5. Boots worn while riding must have a distinguishable heel.

**ARTICLE B7510 DISQUALIFICATIONS**

1. Any animal wearing a spoon crupper, humane tail brace, switches or wigs, or any other equipment or device of that nature.
2. Any animal showing evidence of the use of irritants or drugs to affect appearance or manner of going.
3. Any animal whose tail has been unnaturally altered by being nicked, docked or put in a tail set
4. Any shod foal.
5. Excessive use of aids ie. Whips/crops and spurs are just cause for expulsion from classes.
6. Any performance animal under 2 years of age.
7. Foal cannot compete less than a month old.
8. Youth are not eligible to show stallions.
9. The fall of a pony/cob or rider in a performance class disqualifies the entry.
10. Removing the bridle from an animal in harness and put to a vehicle, or leaving an animal unattended while harnessed anywhere on the show grounds, will result in elimination and removal from the show grounds.

## **CHAPTER 76 BREEDING CLASSES**

### **ARTICLE B7601 GENERAL INFORMATION**

1. In judging Breeding classes, emphasis shall be on Breed characteristics. A natural reaching action is desired.  
To be judged:  
85% on breed type, conformation, way of going, quality and substance;  
15% on disposition and manners.
2. Stretched animals **MUST** be corrected. The toes of the hind feet should be no further back than the point of the quarters.
3. Animals shall be serviceably sound, in good condition and well groomed, and are to be shown in a show halter or a bridle. Only senior stallions three years of age or older may be shown in stallion tack. Stallion tack shall include a bridle with stallion bit, side reins and surcingle with attached crupper. A proper stallion lead shank with a plain chain or Newmarket "Y" chain is recommended.
4. Transmittable weaknesses and unsoundness to be counted against. NO discrimination shall be made regarding the colour of an animal's eyes.
5. Only one person shall be allowed in the ring with each animal. Assistance in showing from outside the ring is prohibited. Cobs taking part in a "demonstration show" after their regular classes have been pinned, may be run out by more than one handler, if required.
6. Breeding classes for Welsh Mountain Ponies, Section A, ARE NOT to be combined with Breeding classes for Welsh Ponies, Section B.
7. Animals registered as Welsh Ponies of Cob Type, Section C, and Welsh Cobs, Section D, may show together, but they may not be shown in breeding classes with Section A and Section B under any circumstances.
8. Where numbers warrant, classes should be divided as to age and sex.
9. Half Welsh animals may not show with purebred animals, but should have Breeding classes of their own, following whichever recommended class structure listed below, is suitable for the numbers of Half Welsh animals showing in a particular area.
10. Youth competitors are not eligible to show stallions.

### **Article B7602 APPEARANCE**

Animals should be shown in good condition and well groomed. Section A ponies to wear natural, unbraided mane and tail. The entire mane may not be braided; however, one single braid behind the ear is permissible. However, they may be presented in the manner they will show in performance classes that day. The long hair of the ears may be trimmed. Braiding is optional for Section B ponies. Ponies and cobs may be shown with full, natural or evened mane.

### **Article B7603 STALLIONS**

Stallions three years old and over must have all the fully developed physical characteristics (both testicles must be present) of a stallion and must be masculine in appearance. Any question in this regard shall be determined by the official veterinarian. Stallions may be exhibited by Junior Exhibitor Competitors unless the prize list prohibits.

#### **ARTICLE B7604 JUNIOR BREEDING CLASSES**

Open to animals two years old and under. Actual age to be taken into consideration in judging foals and yearlings.

#### **ARTICLE B7605 SENIOR BREEDING CLASSES**

Open to animals three years old and older. Animals may be groomed in the same manner as they are presented in performance classes entered on the same day. Yeld Mare is a mare that will not have a foal in the current year and has not been bred for the following year.

#### **ARTICLE B7606 RECOMMENDED CLASSES GENERAL INFORMATION**

1. The class combinations shown below are proven and work well, however, local areas are encouraged to offer whichever Breeding classes are appropriate to the needs of their area, using the following criteria, or combinations of the following criteria, to progressively develop their Championships as numbers warrant.

#### **RECOMMENDATION 1**

This is the preferred recommendation when a FULL SLATE of Breeding classes for a Section (i.e. A, B, C, D or Half Welsh) is offered. This full slate of Breeding classes may also be used when Shows, holding separate classes for Section A and Section B, combine the classes for Section C and Section D.

1. FOALS: Colt, Filly or Gelding.
2. YEARLING: Colt, Filly or Gelding.
3. 2 YEAR OLD: Colt, Filly or Gelding.
4. CHAMPION JUNIOR COLT and RESERVE: Eligible are the two highest placed colts from:
  - Class #1 - Foals
  - Class #2 – Yearling
  - Class #3 - 2 Year Old, provided they have been awarded a ribbon.
5. CHAMPION JUNIOR FILLY and RESERVE: Eligible are the two highest placed fillies from:
  - Class #1 – Foals
  - Class #2 – Yearling
  - Class #3 - 2 Year Old, provided they have been awarded a ribbon.
6. GELDING: 3 Years Old and Over.
7. CHAMPION GELDING and RESERVE: Eligible are the two highest placed geldings from:
  - Class #1 – Foals
  - Class #2 – Yearling
  - Class #3 - 2 Year Old, provided they have been awarded a ribbon, and the 1st and 2nd place ribbon winners from Class # 6 - Geldings, 3 Years Old and Over.

**NOTE:** Geldings are eligible for Gelding Championships, for Best of Breed and for Supreme Championships.

8. STALLIONS: 3, 4 and 5 Years Old.
9. STALLIONS: 6 Years Old and Over.
10. CHAMPION SENIOR STALLION and RESERVE: Eligible are the 1st and 2nd place ribbon winners from Class #8 - Stallions 3, 4 and 5 Years Old and the 1st and 2nd place ribbon winners from Class #9 - Stallions 6 Years Old and Over.

### Part Nine – Welsh Pony & Cob Division

**NOTE:** If only ONE Stallion class is offered by a Show (i.e. Stallions, 3 Years Old and Over), then the 1st and 2nd place ribbon winners from that Class will be named CHAMPION SENIOR STALLION and RESERVE.

11. GRAND CHAMPION STALLION and RESERVE: Eligible are the winners of Class #10 - Champion Senior Stallion and Reserve and Class #4 - Champion Junior Colt and Reserve.
12. MARES, 3 YEARS OLD and OVER: 13. CHAMPION SENIOR MARE and RESERVE: Eligible are the 1st and 2nd place ribbon winners from Class #
14. GRAND CHAMPION MARE and RESERVE: Eligible are the winners of Class #13 - Champion Senior Mare and Reserve and class #5 - Champion Junior Filly and Reserve.
15. SUPREME CHAMPION or BEST OF BREED: Eligible to go forward for the Supreme Championship OR for Best of Breed are the following: from Class #11 the Grand Champion Stallion, from Class #14 the Grand Champion Mare and from Class #7 the Champion Gelding. If the Show Committee chooses, they may also include the Reserve Grand Champion from classes #11 and #14.

**NOTE:** A Show may offer a Supreme Championship OR a Best of Breed Championship, BUT NOT BOTH. To hold a Supreme Championship OR a Best of Breed, a Show must include classes FOR A MINIMUM OF TWO SECTIONS OF THE STUD BOOK. Supreme Champion or Best of Breed has no Reserve. However, should a Show wish to pin a Reserve, it may do so, provided it has been so stated in the Prize List.

### **RECOMMENDATION 2**

When a Show wishes to pin a GRAND CHAMPION of any Section (i.e. A, B, C, D or Half Welsh), but due to limited numbers of animals, needs to run combined classes, then the following class structure is recommended:

1. COLT or GELDING: 2 Years Old and Under.
2. FILLY: 2 Years Old and Under.
3. JUNIOR CHAMPION and RESERVE: Eligible are the 1st and 2nd place ribbon winners from Class #1 and Class #2.
4. STALLION or GELDING - 3 Years Old and Over.
5. BROODMARE or YELD MARE - 3 Years Old and Over
6. SENIOR CHAMPION and RESERVE: Eligible are the 1st and 2nd place ribbon winners from Class #4 and Class #5.
7. GRAND CHAMPION and RESERVE: Eligible are the Senior Champion and Reserve from Class #6 and the Junior Champion and Reserve from Class #3.
8. SUPREME CHAMPION or BEST OF BREED: Eligible to go forward to compete for the Supreme Championship or Best of Breed are the Champion Stallion, the Champion Mare and the Champion Gelding. If the Show Committee chooses, they may also include the Reserve Grand Champion from classes #7;

**OR** If a Show wishes to pin a CHAMPION STALLION, a CHAMPION MARE and a CHAMPION GELDING, then the following class structure is recommended:

1. COLT or GELDING: 2 Years Old and Under.
2. FILLY: 2 Years Old and Under.
3. STALLION or GELDING: 3 Years Old and Over.
4. MARE: 3 Years Old and Over.
5. CHAMPION STALLION and RESERVE: Eligible are the two highest placed Stallions from Class #3 and the two highest place Colts from Class #1, provided they have been awarded a ribbon.

### Part Nine – Welsh Pony & Cob Division

6. CHAMPION MARE and RESERVE: Eligible are the 1st and 2nd place ribbon winners from Class #4, and the 1st and 2nd place ribbon winners from Class #2.
7. CHAMPION GELDING and RESERVE: Eligible are the two highest placed Geldings from Class #3 and the two highest placed Geldings from Class #1, provided they have been awarded a ribbon.
8. SUPREME CHAMPION or BEST OF BREED: Eligible to go forward to compete for the Supreme Championship or Best of Breed are the Champion Stallion, the Champion Mare and the Champion Gelding.

#### **RECOMMENDATION 3**

When a Show with even more limited numbers of animals in an area wishes to put on classes for those animals, then the following class structure is recommended:

1. COLT, FILLY or GELDING: 2 Years Old and Under.
2. MARE: 3 Years Old and Over
3. STALLION or GELDING: 3 Years Old and Over.
4. CHAMPION and RESERVE: eligible are the 1st and 2nd place ribbon winners from Class #1 - Colt, Filly or Gelding, 2 Years Old and Under; Class #2 - Mare, 3 Years Old and Over, and Class #3 - Stallion or Gelding, 3 Years Old and Over.
5. SUPREME CHAMPION or BEST OF BREED: Eligible to go forward to compete for the Supreme Championship or Best of Breed is the Champion from Class #4. . If the Show Committee chooses, they may also include the Reserve Champion.

#### **RECOMMENDATION 4**

For Shows with very limited numbers of animals, or where Shows are introducing classes for a Section for the first time, the following Class Structure is recommended:

1. COLT, FILLY or GELDING: 2 Years Old and Under.
2. STALLION, MARE or GELDING: 3 Years Old and Over.
3. CHAMPION and RESERVE: Eligible are the 1<sup>st</sup> and 2<sup>nd</sup> place ribbon winners from Class #1 and the 1<sup>st</sup> and 2<sup>nd</sup> place winners from Class #2.
4. SUPREME CHAMPION or BEST OF BREED: Eligible to go forward to compete for the Supreme Championship or Best of Breed is the Champion from Class #3. If the Show Committee chooses, they may also include the Reserve Champion;

#### **OR**

1. ANY AGE, ANY SEX (for an individual Section, i.e. Section A, Section B, Section C, Section D, or Half Welsh). The 1st and 2nd place ribbon winners are eligible to compete for the Supreme Championship or Best of Breed.

ALL ANIMALS that are eligible for a Championship, a Supreme Championship or a Best of Breed SHALL COMPETE, unless excused by the Show Management.

## **RECOMMENDATION 5**

<b>Approved Classes &amp; Divisions</b>	
<b>*Sections A, B, C, D: The breeding divisions are fillies 2 &amp; under; colts 2 &amp; under; senior mares; senior stallions; and geldings.</b>	
<b>Fillies 2 &amp; Under</b>	Filly Foals, Yearling Fillies, 2 year old Fillies, Junior Champion Filly <b>OR</b> Yearling & Under Fillies, 2 Yr Old Fillies, Junior Champion Fillies <b>OR</b> Fillies 2 & Under (No Championship)
<b>Colts 2 &amp; Under</b>	Colt Foals, Yearling Colts, 2 year old Colts, Junior Champion Colt <b>OR</b> Yearling and under Colts, 2 Yr Old Colts, Junior Champion Colt <b>OR</b> Colts 2 & Under (No Championship)
<b>Mares 3 &amp; Over</b>	3/4 Yr Old Mares, Broodmares 5 & Over, Yeld Mares 5 & over, Senior Champion Mare <b>OR</b> 3/4 Yr Old Mares, Mares 5 & Over, Senior Champion Mare <b>OR</b> Broodmares Mares 3 & Over, Yeld Mares 3 & Over, Senior Champion Mare <b>OR</b> Mares 3 & Over (No Championship)
<b>Stallions 3 &amp; Over</b>	3/4 Yr Old Stallions, Stallions 5 & Over, Senior Champion Stallion <b>OR</b> Stallion 3 & Over (No Championship)
<b>Geldings</b>	Geldings 2 & Under, Geldings 3/4 Yr Old, Geldings 5 & Over, Championship Gelding <b>OR</b> Geldings 2 & Under, Geldings 3 & Over, Championship Gelding <b>OR</b> Geldings all ages, (No Championship)
<b>Half Welsh</b>	Fillies 2 & Under, Colts & Geldings 2 & Under, Junior Champion Mares 3 & Over, Stallions & Geldings 3 & Over, Senior Champion Grand Champion <b>OR</b> Half-Welsh 2 & Under Half-Welsh 3 & Over Grand Champion
<b>*Senior Halter classes may be split should entries warrant to 3 &amp; 4 year olds, 5-10 year olds and 11 years &amp; over.</b>	

The Grand Champion and Reserve are chosen from the champion and reserve filly, colt, mare and stallion. The Champion gelding is chosen from the winners of the gelding classes (assuming more than one gelding class).

The Supreme Champion and Reserve are chosen from the Grand Champion and Reserves from Sections A, B, C, and D.

A Gelding Supreme Champion and Reserve may be offered provided there are multiple sections of geldings shown: i.e. Gelding champions or 1<sup>st</sup> and 2<sup>nd</sup> places from classes from sections A, B, C, and D.

Half Welsh Junior, Senior and Grand Championships may be offered. Geldings are included in these Championships.

## **ARTICLE B7607 CHAMPIONSHIPS**

### Part Nine – Welsh Pony & Cob Division

Judging of Championships.

When two judges officiate, the Championship classes must be judged separately with each official judging only the animals he/she has placed in the previous classes. The winners must not be announced until both judges have completed their placings.

The Championship shall be awarded to one of the ponies/cobs which has placed first in a qualifying class. After the championship has been awarded, the pony/cob which has placed second in the qualifying class to the pony/cob awarded the Championship, shall compete with the remaining first place winners for the Reserve Championship.

#### **ARTICLE B7608 GROUP CLASSES**

1. Animals making up Group Classes
  - a) Get of Sire and
  - b) Produce of Dam need not be registered in the same Section.
2. Combined Ownership of animals is permitted in a) and b).
3. Animals in Group Classes are not required to move on the line.
4. All animals shall have competed in their respective classes in the Breeding Division in order to show in a Group class.
  - a) GET OF SIRE - 3 animals by the same Sire.
  - b) PRODUCE OF DAM - 2 animals out of the same Dam.
  - c) BREEDERS HERD - Stallion and Three Mares, 3 Years Old and Over, from the same Section of the Stud Book and having the same owner.

## **CHAPTER 77**

### **RIDDEN DIVISIONS**

#### **ARTICLE B7701 GENERAL INFORMATION**

The Welsh is a strong, proud going animal and its training should be aimed at developing its natural and characteristic action to the animals' best expression. Suitability of the animal and its action to the type of job at hand is essential.

1. If entries warrant, Performance Divisions may be divided into Section A/B, Section C/D, and Half Welsh.

Section A, B, C D and Half Welsh performance classes may be combined and all Sections showing together if limited entries warrant, at the discretion of the Show Committee.

However, if it is beneficial for any particular area, classes WITHIN A DIVISION, may be combined, if limited entries warrant.

2. Ridden Divisions or single under saddle classes, are open to stallions, mares and geldings, In Ridden Divisions limited to Juniors, but EXCLUDING Juniors entered in the Youth Rider Divisions, stallions are eligible to compete, unless a Prize List specifically states otherwise.
3. Unruly animals or any animal clearly out of control MUST be excused from the ring for the safety of the other competitors and their animals. This rule is mandatory in the YOUTH RIDER Division. Stretched animals to be corrected.
4. If a Model Class is offered in any ridden Division, and when a Stake Class and/or Championship, or both, is also offered for that Division, all animals entered in the Model Class shall also enter, show and be judged in at least one other class in the same Division, to be eligible for the Stake Class and/or Championship. When a Model Class is offered in a Division, the Model Class shall be the first class scheduled for that Division.
5. Junior competitors must wear approved protective headgear (See Glossary – *Headgear Standards*) at all times when mounted or in a carriage driving vehicle while on the show grounds. Harness must be secured and properly fitted. Any rider violating this rule at any time must immediately be prohibited from further riding until such headgear is properly in place. Adult riders in all classes where jumping is required and when jumping anywhere on the show grounds must wear approved protective headgear.
6. The Show Committee must prohibit riders without approved protective headgear from entering the ring for classes in which approved protective headgear is required and may prohibit any entry or person from entering the ring if not suitably presented to appear before an audience. It is strongly encouraged that all riders and drivers wear approved protective headgear in all divisions and classes. Approved protective headgear is not to be penalized by the judge in any class or division.

#### **ARTICLE B7702 PERFORMANCE CHAMPIONSHIPS**

1. The performance champion and reserve are the two ponies with the highest number of points won in the qualifying classes. Points are awarded as follows:

First: 7 points

Second: 5 points

Third: 4 points

Fourth: 3 points

### Part Nine – Welsh Pony & Cob Division

Fifth: 2 points

Sixth: 1 point

2. Show management must keep a score card of winnings throughout the competition and should display it prominently. At the discretion of show management, ties (except hunter) may either be settled by the flip of a coin or animals may be worked off on the rail using the same judging specifications as in the classes offered in the division. In case of a tie in the hunter division, the championship or reserve will be awarded to the animal that accumulated the most points over fences. If animals have an equal number of points over fences, they must be shown at a walk, trot and canter using the same judging specifications as in the classes offered in the division.

#### **ARTICLE B7703 QUALIFYING GAITS**

1. English.

WALK:..... Four-beat, true, fast, flat-footed, elastic and showy.

TROT: ..... Two-beat, square, straight, open and reaching, Extreme speed penalized.

CANTER: .... Three-beat, smooth, and straight on both leads. Extreme speed is penalized.

HAND GALLOP: Faster than a canter with four beats instead of three.

REIN-BACK: This is a backward movement in which the legs are raised and set down simultaneously in diagonal pairs with hind legs remaining well in. To be performed in 3 parts: a) Rein back at least four steps, unhurried, with head flexed, pushing back evenly in a straight line, using light contact and quiet aid. b) Halt c) Move forward willingly to former position, using the same quiet aid.

2. Western.

WALK: ..... Natural, flat-footed, four-beat gait, elastic, straight, showy.

JOG: ..... Smooth, ground covering, two-beat diagonal gait. Square, balanced and straight.

LOPE: ..... Easy, rhythmical three-beat gait. Relaxed, smooth, with a natural stride.

HAND GALLOP: Faster than a canter with four beats instead of three.

REIN-BACK: This is a backward movement in which the legs are raised and set down simultaneously in diagonal pairs with hind legs remaining well in. To be performed in 3 parts: a) Rein back at least four steps, unhurried, with head flexed, pushing back evenly in a straight line, using light contact and quiet aid. b) Halt c) Move forward willingly to former position, using the same quiet aid.

#### **ARTICLE B7704 YOUTH RIDER DIVISION**

1. General. This division is structured for the beginner rider and his/her pony or cob.

- a) Youth wearing English attire shall ride with English tack. English tack includes an English saddle and an English bridle with cavesson noseband and leather reins. A snaffle or pelham bit is recommended. A numnah may be worn under the saddle. Martingales are prohibited. Approved Protective headgear MUST be worn. All riders shall be neatly and conservatively

Part Nine – Welsh Pony & Cob Division

dressed in a riding jacket, shirt with tie or choker, breeches or jodhpurs with appropriate riding boots with a heel. Garters shall be worn with Jodhpurs. Gloves are optional.

- b) Youth wearing Western attire shall use Western tack. Western tack includes a stock saddle and a western headstall with a simple, legal, western bit. Hackamores or bosals should NOT be used in beginner rider classes. A saddle blanket may be used under the stock saddle. Tie-downs are not allowed. Silver on equipment shall not count over a good working outfit. Approved protective headgear MUST be worn. and is not required to be of Western style. A long-sleeved shirt with collar, necktie, kerchief or bolo tie, trousers or pants, and Western boots with a heel shall be worn. A one-piece long-sleeved equitation suit with a collar or chaps are also acceptable.
- c) Animals in the Youth Rider Divisions must be led by adults or juniors age 16 years and over, unless otherwise stated, and shall be properly and conservatively dressed for the Show Ring, and should use footwear suitable for running out animals, where required.
- d) Youth to ride mares and geldings only.

**RECOMMENDED CLASSES**

- 2. a) **LEAD-LINE.** Open to junior competitors until the end of the calendar year in which they turn 6 years **TO WALK ONLY**. Riders in this class are not eligible for any other class other than those ridden on a lead-line and calling for a walk only.
- b) **LEAD-LINE WALK AND TROT or LEAD-LINE WALK AND JOG.** Open to Junior competitors until the end of the calendar year in which they turn 12 years To walk and trot or walk and jog **ONLY**. Riders in this class are not eligible for Lead-Line Walk Only or for any class off the lead-line. To be judged: On manners, suitability, way of going and over all impression.
- 3. **PONY LEADING REIN ENGLISH AND WESTERN.**
  - a) Open to junior competitors from the beginning of the calendar year in which they turn five years until the end of the calendar year in which they turn 10 years on mares or geldings 12.2 hands and under.
  - b) To be shown on a light contact and to be led by an adult. The leading rein is to be attached to the cavesson (underneath the jaw of the pony) and on the Western headstall to the cheek slot of the bit (top of the bit), while leaving the control of the pony completely to the rider.
  - c) No chain lead-lines allowed. The leading rein shall arc downward at all times and shall never appear to be tight and in a horizontal position.
  - d) Except in an extreme emergency, the leaders shall not touch any part of the rider, pony or tack.
  - e) To be shown at a walk on the right rein, to line up and to stand quietly. Ponies and riders, with their leaders, will be called out individually, to stand, walk out and to trot or jog back past the Judge.
  - f) Riders to be suitably dressed in Hunter, Dressage, Saddle-Seat or Western attire. Adult leaders to be suitably dressed for the Show Ring.
  - g) Ponies to be judged on manners, suitability, breed type, conformation and turnout. This is not an equitation class.  
To be judged:  
60% on pony's manners, way of going, conformation, breed type and

### Part Nine – Welsh Pony & Cob Division

suitability;

40% on control, turnout and overall impression.

Riders in this class are eligible for Walk and Trot or Walk and Jog classes on the Lead-line only.

#### 4. WALK/TROT DIVISION - ENGLISH AND WESTERN.

Open to junior competitors until the end of the calendar years in which they turn 12 years. To be shown at the walk and at the trot or jog both ways of the ring. To stand quietly and to back readily. Riders to wear Hunt, Saddle-Seat or Western attire.

##### RECOMMENDED CLASSES:

##### a) WALK AND TROT/JOG

Judged on equitation and suitability of mount

##### b) WALK AND TROT STAKE.

A Judge may ask, but does not necessarily have to ask, for a simple individual test such as the following, or ones of his/her own choosing:

- sitting jog around the ring

#### 5. WALK AND TROT/JOG CHAMPION AND RESERVE.

Champion and Reserve shall be awarded to the two animals acquiring the most points from the above classes. NOTE: Riders entered in these divisions may not show in lead-line classes or in any class or division calling for a canter or lope.

#### 6. YOUTH FIRST PONY/COB

a) To be ridden by a junior competitor from the beginning of the calendar year in which they turn five years until the end of the calendar year in which they turn 12 years;

b) open to mares or geldings 12.2 hands and under. To be shown on a light contact.

c) To be shown at a walk, and trot both ways of the ring. To stand quietly and to back readily.

d) Riders are to be suitably dressed in Hunt, Saddle seat or Western attire.

e) Conformation, way of going, manners, suitability and turnout to be emphasized.

f) This is not an equitation class.

g) If entries warrant, the class may be divided by ponies 12.0 hands and under and over 12.0 hands to 12.2 hands.

To be judged:

60% on manners, performance, suitability and style;

40% on Breed type, conformation, movement and overall impression.

Riders in this class are not eligible for Lead-Line, Pony Leading Rein or any Open Welsh Pleasure or Welsh Hunter Divisions.

### **ARTICLE B7705 WELSH ENGLISH PLEASURE**

General Information. Animals showing in this Division should give the appearance of being a pleasurable and obedient ride, with smooth transitions.

#### 1. Separate Divisions may be offered for Junior and Adult competitors.

a) JUNIOR Division: Open to Junior riders, until the end of the calendar year in which they turn 18 years of age

b) ADULT Division: Open to Senior riders from the beginning of the calendar year in which they reach the age of 19 years of age.

#### 2. Animals are to be shown in a light, show-type English bridle with cavesson noseband, leather reins and a suitable English saddle. Regulation snaffles,

Part Nine – Welsh Pony & Cob Division

pelhams or full bridles are required. Martingales are not permitted. A judge may penalize for non-conventional types of bits or nosebands. Attire to correspond to type of saddle used. Excessive use of whips/crops or spurs is not permitted in any pleasure classes and may result in either penalties or elimination.

3 ENGLISH PLEASURE DIVISION

Open to Welsh Section A, B; C, D and Half Welsh. To be shown both ways of the ring at a walk, trot and canter, with light contact. To stand quietly and to back readily on the rail or in the line up. Suitability of pony to rider to count. Animals should perform each gait willingly when asked, and without hesitation or resistance.

4. RECOMMENDED CLASSES FOR A DIVISION:

a) CONFORMATION ENGLISH PLEASURE

To be shown both ways of the ring at a walk, trot and canter. To be shown on a light contact. To stand quietly, and to back readily on rail or in the line up. Suitability to count.

To be judged:

75% on Performance, manners, movement and style;

25% on Breed type and conformation.

b) WORKING ENGLISH PLEASURE

To be shown both ways of the ring at a walk, trot and canter. To be shown on a light contact. To stand quietly, and to back readily. Suitability to count.

To be judged:

100% on performance.

**NOTE:** At the option of the Judge, animals and riders may be requested to perform any of the following tests in a "working" class:

- Halt on the rail
- Halt on the rail and back 4 steps
- Canter on the correct lead from a trot
- Canter on the correct lead from a halt
- Hand gallop – senior riders only
- A turn on the forehand – senior riders only
- A turn on the haunches - senior riders only

c) CONFORMATION ENGLISH PLEASURE STAKE.

To be shown both ways of the ring at a walk, trot and canter. To be shown on a light contact. To stand quietly, and to back readily. Suitability to count. Please note Article B7601.4 – General Information regarding requirements for entering Stake Classes.

To be judged:

75% on Performance, manners, movement and style;

25% on Breed type and conformation.

d) CHAMPION WELSH ENGLISH PLEASURE AND RESERVE.

Champion and Reserve shall be awarded to the two animals acquiring the most points in the above classes. In the case of a tie for Champion or Reserve, see Article B7702.2.

**ARTICLE B7706 WELSH WESTERN PLEASURE DIVISION**

General Information

1. A good Western pleasure pony/cob has a free-flowing stride of reasonable

Part Nine – Welsh Pony & Cob Division

length in keeping with his conformation. He should cover a reasonable amount of ground with little effort, and should have a balanced, flowing motion. The animal should carry its head and neck in a relaxed, natural position, with his poll level with or slightly above the level of the withers. He should not carry his head behind the vertical or be excessively nosed out, but should have his nose slightly in front of the vertical. He should have a bright expression and alert ears. He should be responsive, yet smooth in transitions, and give the appearance of being a pleasure to ride.

2. Extreme speed, or laziness in an animal, when performing the task at hand should be penalized.
3. Separate Divisions shall be offered for Junior and Adult competitors:
  - a) JUNIOR Division: Open to Junior riders until the end of the calendar year in which they turn 18 years of age
  - b) ADULT Division: Open to Adult riders from the beginning of the calendar year in which they reach the age of 19 years of age.
4. Entries will show with a stock saddle and a Western headstall but silver equipment will not count over a good working outfit. A saddle blanket is optional under the stock saddle. Tie-downs are prohibited.
5.
  - a) Entries may use any standard Western bit. A standard bit is defined as having a shank with a maximum length overall of 8-1/2 inches. The mouthpiece will consist of a metal bar 5/16 inches to 3/4 inches varying from the straight bar to a full spade. Jointed mouthpieces are permitted.
  - b) Entries may use a standard snaffle bit only if animals are five years old and under. A standard snaffle bit is defined as a center jointed single, rounded, unwrapped mouthpiece of 5/16 inches to 3/4 inches in diameter as measured from the ring, 1 inch in from the ring, with a gradual decrease in the center of the snaffle. The rings may be from 2 inch to 4 inch outside diameter of either the loose type, eggbutt, dee or center mounted without cheeks. If a curb strap or chain is used, it must be attached below the reins. Also, it must lie flat, be at least 1/2 inch in width and have no other wire, rawhide, or other substances used with it.
  - c) Hackmores are permitted in any class on animals five years old and under. A hackmore consists of a bosal, round in shape and constructed of braided rawhide or leather and must have a flexible, non-metallic core. Attached reins may be of hair, rope or leather. No other material of any kind is to be used in conjunction with a hackmore, i.e. steel, metal or chains.
  - d) A leather chin strap or curb strap is mandatory on any bit with a shank. They must lie flat and be at least 1/2 inch in width. Roller leather chin straps or twisted curb chains are strictly prohibited. No wire, rawhide, metal or other substances may be used in conjunction with, or as part of, the leather chin strap or curb chain. Rounded, rolled, braided or rawhide curb straps are prohibited. When hackmores or snaffle bits are used, rider may use both hands. Both hands must be visible to the judge.
  - e) Reins may be any standard western rein. However, any rein design which increases the effective length of the shank of a standard western bit is prohibited.
  - f) Only one hand may be used on the reins and hands may not be changed except to negotiate an obstacle in a Trail class. The hand is to be around the reins. When using split reins, the ends are to fall on the side of the reining hand. One finger is permissible between the reins. When using

### Part Nine – Welsh Pony & Cob Division

romal reins or when ends of split reins are held in the hand not being used for reining, no finger between the reins is permissible. The position of the hand not being used for reining is optional, but it should be kept free of the animal and equipment and held in a relaxed manner. Reins are to be carried immediately above or slightly in front of the saddle horn.

g) Whips are not permitted in any western pleasure classes.

#### 6. CONFORMATION WESTERN PLEASURE

To be shown both ways of the ring at a walk, jog and lope on a reasonably loose rein without undue restraint. To stand quietly, and to back readily. Suitability to count,

To be judged:

75% on Performance, manners, movement and style;

25% on Breed type and conformation.

#### 7. WORKING WESTERN PLEASURE

To be shown both ways of the ring at a walk, jog and lope on a reasonably loose rein without undue restraint. To stand quietly, and to back readily. Suitability to count.

To be judged:

100% on Performance.

**NOTE:** At the option of the Judge, animals and riders may be requested to perform any of the following tests in a "working" class:

- Halt on the rail
- Halt on the rail and back 4 steps
- Lope on the correct lead from a jog
- Lope on the correct lead from a halt
- Hand gallop – senior riders only
- A turn on the forehand – senior riders only
- A turn on the haunches - senior riders only
- Side pass

#### 8. CONFORMATION WESTERN PLEASURE STAKE.

To be shown both ways of the ring at a walk, jog and lope on a reasonably loose rein without undue restraint.. To stand quietly, and to back readily. Suitability to count

To be judged:

75% on Performance, manners, movement and style;

25% on Breed type and conformation.

#### 9. CHAMPION WELSH WESTERN PLEASURE AND RESERVE.

Champion and Reserve shall be awarded to the two animals acquiring the most points in the above classes. In the case of a tie for Champion or Reserve see Article B7702.2.

### **ARTICLE B7707 WELSH PONY/COB HUNTER**

#### **General Information**

1. Braiding is allowed but is not mandatory.
2. It is recommended that separate Divisions shall be offered for Junior and Adult competitors.
  - a) Junior Division: Open to junior riders until the end of the calendar year in which they turn 18 years of age.

Part Nine – Welsh Pony & Cob Division

- b) SENIOR Division: Open to senior riders from the beginning of the calendar year in which they reach the age of 19 years of age.
- 3. All animals shall be measured before entering their first class and shall be able to show proof of measurement, if requested. See Article B7503, Height.
- 4. PONY AND COB HUNTER CLASSES shall be divided as follows:  
Animals 13.2 hands and under jump a maximum of 2'. Animals over 13.2 hands to jump a maximum of 2'6".
- 5. A course is a minimum of six fences with eight jumping efforts and should include a change of direction. It is recommended at least four of the fences should consist of different types of obstacles. The first obstacle to be jumped must be a vertical fence. Obstacles should be inviting and solid looking, not airy, with a ground line and wing standards. Fences may consist of rails (natural or painted, not striped), gates, picket fences, simulated brick or stone walls, brush boxes, coops or oxers. Natural brush (evergreens) or flowers may be used as a ground line. Ground lines shall be no further out from the bottom of a fence than the height of that fence. The width of the fences is not to exceed the height of the fences. All jump cups and pins to be constructed of plastic NOT metal. Refer to Section G.
- 6. In and out combinations are not to be used.
- 7. At least half of the fences shall be set at the required height, with no fence more than 2 inches over or under that height. Distances between fences should be set on multiples of 12 feet. For example, 60' or 72'
- 8. Course diagrams shall be posted near the Hunter rings at least ONE HALF HOUR before the scheduled first classes. Each over fences class shall have a different course set for it, and all course diagrams shall show the obstacles which shall be taken, and be numbered in the order in which each obstacle shall be jumped.
- 9. A Show Committee shall provide a safe schooling area for the competitors. At least one vertical fence and one spread fence shall be available for competitors' use. The schooling area should be near the hunter ring so competitors will not miss their call.
- 10. No more than two rounds over fences may be ridden back-to-back. Classes using back-to-back rounds shall be jogged and pinned separately.
- 11. In order to be eligible to show in an under saddle class, ponies and cobs shall have shown in, AND COMPLETED the course in at least one over fences class in their respective Division.
- 12. When a Model class is included in a Division, it should be the first class in that Division. The under saddle class shall be held AFTER the over fences classes in a Division. There shall be at least TWO over fences classes held in each Division if a Champion and Reserve Champion are to be pinned in that Division.
- 13. Except in the case of inclement weather or similar emergency, a course may not be altered. If a course must be altered, then permission shall be obtained in writing from all competitors in that class before a change is made.
- 14. Approved protective headgear with harness done up, must be worn in all classes where jumping is required and when jumping anywhere on the show grounds.

**TACK**

An English hunter bridle shall be used, with a leather, not coloured browband, and leather cavesson noseband. Drop nosebands done up below the bit are not allowed.

### Part Nine – Welsh Pony & Cob Division

Reins shall be entirely of leather, either sewn or buckled together in the centre. Bits may be a snaffle, pelham, double or kimberwick. An English or forward seat type saddle should be used. Suede inserts are acceptable. Workmanlike numnahs or sheepskins are optional. Brightly coloured or marked oversize saddlecloths or numnahs are not allowed. Girths should be of leather, white web or nylon. Stirrup irons shall be workmanlike and polished. Safety stirrups may be used. Standing martingales are allowed in over fences classes only. Whips are not to exceed 75cm in length. A judge must penalize for non-conventional types of bits and nosebands. No bandages or boots are allowed.

#### ATTIRE

All competitors entered in the Hunter Divisions shall be neatly and conservatively dressed for the Show Ring. Riders shall wear a riding jacket of a dark colour, a shirt and tie, or a shirt and choker; Breeches with long boots, or Jodhpurs with garters and paddock or jodhpur boots shall be worn. Black or brown smooth leather half chaps are permissible providing they match the boot colour. A regulation approved protective headgear with approved safety harness attached, and done up, is mandatory for all competitors. Gloves may be worn. In extremely hot weather, jackets are optional at the discretion of the Show Committee.

#### JUDGING

1. Ponies and cobs shall be clean and well turned out. Manes and tails may be braided, but braiding is not mandatory.
2. Manners and suitability of a pony or cob to its rider will be emphasized in all classes. Extreme speed, unsafe jumping and bad form over fences will be penalized.
3. Competitors may circle once upon entering the ring, and once before leaving the ring. Animals should leave the ring at a walk.
4. In all classes over fences, the Judge shall line up competitors on merit of performance before considering conformation or soundness, and shall include two more entries than the number of ribbons to be pinned, if there are enough entries without major faults to do so.
5. All animals being considered for a ribbon shall be jogged for soundness with rider dismounted and saddle removed. Riders do not dismount in under saddle classes. All animals shall be serviceably sound when jogged.

#### FAULTS IN OVER FENCE CLASSES

- Showing a fence to an animal
- Circling while on course
- Trotting on course, when not specified
- Touches or rubs
- Knockdown of any part of a fence
- Refusals
- Not jumping in form
- Dangerous jumping
- Not straight to centre of fence
- Missing a lead change
- Switching leads when not applicable
- Pulling up on course
- Spooking or shying

### Part Nine – Welsh Pony & Cob Division

- Pinning ears or wringing tail
- Kicking out
- Bucking
- Poor presentation of animal or rider
- Stopping or loss of shoe or broken equipment

#### ELIMINATION.

- 2 refusals on course
- Off course
- Bolting from the ring
- Jumping fence before it is reset
- Fall of the animal and/or rider
- Failure to immediately retrieve a lost approved protective headgear, replace it and do up the harness before taking the next fence on course. Assistance may be given by the Ring Master in retrieving the approved protective headgear.

#### RECOMMENDED HUNTER DIVISIONS.

Separate Divisions shall be offered for Junior and Adult competitors. JUNIOR Division: Open to Junior riders. ADULT Division: Open to Adult riders from the beginning of the calendar year in which they reach the age of 19.

##### 1. SECTION A/B HUNTER DIVISION

To be shown over a course of a minimum of eight (8) fences. To be judged on performance, soundness, movement and style. Breed type and conformation to count in Conformation classes. MANNERS and suitability of animal to rider shall be emphasized. Extreme speed shall be penalized. In order to show in the Under Saddle class in this Division, a pony or cob shall have shown, AND COMPLETED, an Over Fences class.

##### 2. SECTION C/D HUNTER DIVISION

To be shown over a course of a minimum of eight (8) fences. To be judged on performance, soundness, movement and style. Breed type and conformation to count in Conformation classes. MANNERS and suitability of animal to rider shall be emphasized. Extreme speed shall be penalized. In order to show in the Under Saddle class in this Division, a pony or cob shall have shown, AND COMPLETED, an Over Fences class.

##### 3. HALF WELSH HUNTER DIVISION

To be shown over a course of a minimum of eight (8) fences. To be judged on performance, soundness, movement and style. Breed type and conformation to count in Conformation classes. MANNERS and suitability of animal to rider shall be emphasized. Extreme speed shall be penalized. In order to show in the Under Saddle class in this Division, a pony or cob shall have shown, AND COMPLETED, an Over Fences class.

NOTE: If it is of particular benefit to any Show Committee, the Section A/B, Section C/D, and Half Welsh Hunter Divisions may be combined. Fences shall be set at the correct height for the animals from the lower height Division, and once those animals have completed the course, raised to the correct height for the animals from the larger Division.

##### 4. GREEN PONY/COB HUNTER.

- a) This division is intended to provide a place for the animal to perform in a

Part Nine – Welsh Pony & Cob Division

show environment that is not to the point of being able to compete at its regulation height.

- b) Open to all ponies, cobs, and half-welsh that have not shown over fences at the regulation height or higher for their respective sections (see Article B7707.4) prior to January 1st of the current competition year. Any animal showing over fences at or higher than the regulation height, breaks that animal's green status for the purpose of this rule. Once an animal breaks it's green status it will not retain its green status by moving into another Hunter Pony section. Open to juniors or adults. May be split by juniors and adults should entries warrant.
- d) May either trot or canter the entire course. In Green Hunter classes, 13.2 hands and under will jump 18", over 13.2 will jump 2'.

5. **SHORT STIRRUP HUNTER**

Division is open to riders 12 years and under. Classes are open to all ponies/cobs/half Welsh. Riders in this division (including the under saddle class) may not compete over fences in any other divisions except short stirrup equitation. Courses to be set at 18" with a minimum of four (4) fences with eight (8) jumping efforts required with at least one change of direction. To be judged 100% on performance. Over fences, animals may either trot or canter the entire course.

6. **RECOMMENDED CLASSES FOR A DIVISION**

- a) **WORKING HUNTER OVER FENCES.** To be shown over a course of a minimum of eight fences of the prescribed height, both ways of the ring. Manners and suitability of animal to rider shall be considered. Extreme speed shall be penalized.

To be judged:

100 % on Performance.

- b) **CONFORMATION HUNTER STAKE.** To be shown over a course of a minimum of eight fences of the prescribed height, both ways of the ring. Suitability of animal to rider to count. Extreme speed shall be penalized. Refer to Article B7601.4 regarding requirements for entering Stake classes.

To be judged:

75% on performance, manners, movement and style;

25% on breed type and conformation

- c) **CONFORMATION HUNTER UNDER SADDLE.** To be shown both ways of the ring at a walk, trot and canter. To stand quietly, and to back readily. To be shown on a light contact. Martingales are prohibited. Suitability of animal to rider to count. Judge may ask for a hand gallop collectively, one way of the ring. Green ponies/cobs SHALL NOT be asked to hand gallop. No more than eight animals to hand gallop at one time.

To be judged:

75% on performance, manners, movement and style;

25% on breed type and conformation.

- d) **CHAMPION PONY/COB HUNTER AND RESERVE.** Champion and Reserve shall be awarded to the two animals acquiring the most points in the above classes. Half points shall be awarded for the Model class. In the case of a tie for Champion or Reserve, see Article B7702.2.

**ARTICLE B7708 MISCELLANEOUS CLASSES.**

**1. TRAIL**

- a) Open to all ponies, cobs and half Welsh, using English or Western tack. To be shown over and through obstacles at a walk, optional trot or jog, and optional canter or lope. To be judged 100% on performance.
- b) Trail class entries are required to work over and through various obstacles. No animal and rider may enter the trail course area until the course and the Judge are ready. Riders will be permitted to inspect the course on foot during the Judge's instructions, prior to the start of the class.
- c) Tests which may be required are: negotiating a gate, carrying objects from one part of the ring to another, over logs or simulated brush, crossing a bridge (no rocking or moving bridges are permitted), backing through obstacles, sidepassing, and performing over or around any reasonable objects which might be found along a trail. However, unnatural obstacles such as fire extinguishers, exotic animals, tires, jumps, or unsafe elements such as hay bales or logs/poles in an elevated position that permits them to roll cannot be used. Course should include a minimum of six obstacles and a maximum of eight obstacles except in the case of damaged obstacles. Juniors will not side-pass and lope/canter over rails. Penalties are assessed for:
  - Fussiness, extreme tension, rearing
  - Not changing leads, extra lead change
  - Spooking when carrying objects
  - Refusals
  - Failure to maintain gaits
  - Off course will result in no score and elimination

**2. COSTUME.** Ponies, cobs and half Welsh may enter. Animals may be ridden, driven or led at a walk. Classifications in a Prize List could be: Most unusual, prettiest, most original, most authentic Welsh costume, etc.

**3. RIDDEN WELSH CLASSIC**

**a) OBJECT OF THE CLASS**

This is an exciting class designed to show the ability and true natural Welsh movement of the four Welsh sections aged four years and older. It requires a high level of training of both rider and horse and is not a novice class. To be shown at the walk, trot, canter with animation on both reins as a group, also an individual show, which must show all four gaits, the gallop in one direction only. Based mainly on the ridden classes in the UK but modified for safety because of the difference in the type of show rings in both countries.

To be judged 50% on performance and 50% on conformation.

In the case of a tie, the animal with the highest riding score will take precedence.

**b) RING PROCEDURE**

Enter the ring clockwise individually at the trot. The judge, using the whole ring, will ask for the gaits via the ring steward, walk, trot and canter in both directions. Asking for lengthening at the trot is highly recommended. The canter will be achieved through the trot and the direction will be changed

Part Nine – Welsh Pony & Cob Division

across the diagonal at the trot. The judge will line competitors up in order of initial preference. Each entry will then complete an individual show according to the posted pattern. The object of the individual show is to enable the riders to show their animals to their best advantage. All four gaits must be shown at this time, the true gallop in one direction only and not to excess, along the long side is strongly recommended. The gallop should be achieved through the gaits and back down through the gaits showing good transitions and obedience. Sliding stops are incorrect and will be penalized. The individual show is the competitor's chance to shine. All animals will then be stripped and judged for conformation and shown at the walk and trot in hand by the rider. A groom is required for each exhibit at this time to assist the rider in stripping the horse and then to resaddle/mount. Once conformation judging is finished, riders will remount and may be put back on the rail at the walk for final placings. Judges are encouraged to award the ribbons in person. A lap of honor may be ridden by the top four competitors. Animals placing first or second in the Ridden Welsh Classic Section A & B and Ridden Welsh Classic Section C & D will return for the Ridden Championship. Placings for the championship class will follow the same criteria as the Ridden Welsh Classic, but will be worked at the judge's discretion. Ridden Welsh Classic Half Welsh are not eligible for the Championship class and is a local show class only .

c) GENERAL

Qualified UK, Canadian and American judges to judge. To qualify, WPCSC Approved judges must attend a clinic on the Ridden Welsh Classic classes, or learner judged once with a qualified WPCSC, WPCSA or UK judge, or watched the Ridden Welsh Classic video distributed by the WPCSA. UK judges must have judged a Ridden Cob class in the UK in order to qualify. The class is an English class only, no Western, saddleseat, sidesaddle tack or attire. A double (full) Weymouth bridle is recommended, although the length of the curb must not be excessive, pelhams and snaffle bridles are permitted. No martingales, cavesson nosebands only. Horses should be ridden with contact and forward into their bridles. Open to junior and adult riders but class may be split if entries warrant. Split by age of rider before section of entry.

d) RIDDEN WELSH CLASSIC CLASSES

(i) RIDDEN WELSH CLASSIC – SECTION A & B

This class is for registered Welsh Mountain Ponies, Section A, or Welsh Ponies, Section B, 4 years of age and over. To be judged 50% on performance and 50% on conformation. To be shown at the walk, trot, canter and gallop, displaying Welsh movement as described in the breed description. An individual performance showing all gaits on each rein by each participant will be required. The gallop need only be shown in one direction. Each animal will then be stripped for conformation judging. In the case of a tie, the animal with the higher riding score will take precedence. Class may be split for junior riders and senior riders if entries warrant - split by age of rider before Section of entry. UK judge or qualified Canadian or American judge to officiate.

(ii) RIDDEN WELSH CLASSIC – SECTION C & D

### Part Nine – Welsh Pony & Cob Division

This class is for registered Welsh Ponies of Cob Type, Section C and Welsh Cobs, Section D, 4 years of age and over. To be judged 50% on performance and 50% on conformation. To be shown at the walk, trot, canter and gallop, displaying Welsh movement as described in the breed description. An individual performance showing all gaits on each rein by each participant will be required. The gallop need only be shown in one direction. Each animal will then be stripped for conformation judging. In the case of a tie, the animal with the higher riding score will take precedence. The class will be split by age of rider before Section of entry. UK judge or qualified Canadian or American judge to officiate.

(iii) **RIDDEN WELSH CHAMPIONSHIP CLASS**

Animals placing first or second in the Ridden Welsh Classic Section A & B and Ridden Welsh Classic Section C & D will return for the Ridden Championship. Placings for the championship class will follow the same criteria as the Ridden Welsh Classic, but will be worked at the judge's discretion.

(iv) **RIDDEN WELSH CLASSIC HALF WELSH.**

4. **ENGLISH HUNTER SEAT, SADDLE SEAT, AND WESTERN EQUITATION**

The Equitation Division can be divided into four sections: Hunter, Saddle Seat, and Western. Classes must be divided by Junior and Senior competitors.

- a) Riders must remain on the same mount for all phases of a class unless the judge requests a change.
- b) When additional tests are desired, the judge's instructions to riders are publicly announced. It is suggested that the judge go over these instructions with the announcer immediately before they are announced to ensure mutual understanding of the wording.
- c) Judges may not confer with riders individually during the line-up. Exception: verbal testing.
- d) Tests may be performed either collectively or individually, but no other tests may be used. Instructions must be publicly announced. The following is a list of tests from which the judge may choose:
  - Halt (4 to 6 seconds) and /or back.
  - Hand gallop. No more than 8 horses to hand gallop at one time.
  - Figure eight at trot or jog, demonstrating change of diagonals.
  - Turn on the forehand.
  - Figure of eight at canter or lope on correct lead demonstrating simple or flying change of lead.
  - Execute serpentine at a trot/jog and/or canter/lope on correct lead demonstrating simple or flying changes of lead.
  - Change leads on a line demonstrating a simple or flying change of lead.
  - Turn on the haunches from the walk.
  - Verbal test: Question(s) regarding basic tack and equipment, stable management or anatomy of the horse/pony. The same questions(s) must be asked of each rider.
  - Canter or lope to a halt.

Part Nine – Welsh Pony & Cob Division

- Demonstrate sliding stop – Western only.
- Execute 360 degree turns (spins) Western only.
- Roll backs – Western only.

5. SHORT STIRRUP EQUITATION

Division is open to riders 12 years and under mounted on ponies/cobs/half Welsh. To be judged 100% on hands, seat and control and suitability of mount. Riders in this division may not compete over fences in any other division except short stirrup hunter. Courses to be set at 18” with a minimum of 4 fences with 8 jumping efforts required. The over fences class must precede the under saddle class.

- a) SHORT STIRRUP EQUITATION OVER FENCES  
Over fences, animals may either trot or canter the entire course.
- b) SHORT STIRRUP EQUITATION UNDER SADDLE  
Animals must walk, trot or canter both ways of the ring.

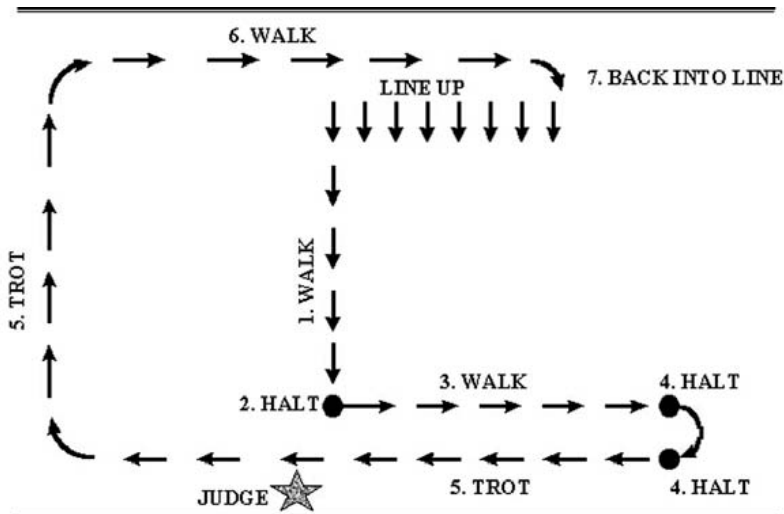
## CHAPTER 78 SHOWMANSHIP

### ARTICLE B7801 GENERAL INFORMATION

SHOWMANSHIP. The art of a handler turning out and showing an animal to its best advantage.

### ARTICLE B7802 RING PROCEDURE

1. Handlers shall enter the ring, on the rail, at the walk or trot, as specified by the Ring Master or Judge. Junior handlers under 11 years of age shall enter the ring at WALK ONLY.
2. Handlers will proceed at a walk on the rail until asked to line up by the Ring Master or Judge.
3. Each Handler shall correctly lead their animal (See Article B7603 - Judging Guidelines) toward the Judge when requested and show his/her animal according to the instructions from the Ring Master or Judge (see showing pattern below).
4. Senior Handlers may be asked to perform additional tests at the Judge's discretion.
5. An unruly animal shall be excused from the ring, especially in a Junior class, if it is deemed by the Judge to be a danger to the other competitors or their animals.
6. Coaching or unauthorized assistance in any manner, from outside the ring, is subject to penalty or disqualification at the Judge's discretion.
7. An acceptable standard pattern for the mandatory individual workout:



1. WHEN REQUESTED, walk your animal towards the Judge.
2. HALT and stand the animal up for the Judge.
3. AFTER INSPECTION WHEN REQUESTED by the Judge, walk the animal away from the Judge in a straight line.

Part Nine – Welsh Pony & Cob Division

4. AFTER A SUITABLE DISTANCE, come to a square halt, pause, turn the animal to your right, moving around the animal, and again come to a square halt, facing towards the Judge.
5. TROT your animal in a straight line directly towards the Judge, past the Judge around the end of the ring and behind the competitors waiting to show, making sure that you keep a safe distance between your animal and the animals in the line-up.
6. BRING YOUR ANIMAL down to a walk as you approach the end of the line-up.
7. MOVE BACK INTO THE LINE-UP, making sure that you leave plenty of space between your animal and the last animal in the line-up.

**ARTICLE B7803 JUDGING GUIDELINES**

1. PRESENTATION shall count for 30%.
  - a) Condition. The animal being presented should be healthy, alert, serviceably sound and in good condition.
  - b) Grooming.
    - (i) The coat should be clean and free from stains and the mane and tail clean and free from tangles.
    - (ii) Hoof dressing or polish may be used on the feet, however, excessive amounts of oil or polish on the animal are to be discouraged.
    - (iii) Clipping may be done to give the animal a neat appearance PROVIDED the clipping conforms with Article B7502 Appearance.
  - c) Appointments.
    - (i) A Suitable Show halter or headstall/bridle with bit shall be used.
    - (ii) A short crop or hacking stick may be carried by the Handler which shall not be used in any way that would distract the other competitors or their animals.
    - (iii) Western or hunt attire may be worn. The Handler and his/her attire shall be neat and clean. Suitable conservative attire shall be worn. It is recommended that men/boys wear a long sleeved shirt, a tie and slacks. Jackets and hats or caps are optional. Ladies/girls may wear slacks with a tailored blouse or shirt. Jackets are optional. Long hair shall be kept under control with an elastic or other discreet means and secured in such a manner that it does not hide the handler's number. Proper footwear shall be worn for running out animals.
    - (iv) Jeans are not suitable for Showmanship classes. Extremes of dress, while not necessarily causing elimination, shall be penalized by the judge.
2. SHOWMANSHIP shall count for 60%.
  - a) Leading
    - (i) The recommended method is to lead the animal on the left side, holding the leadshank or reins in the right hand, at a distance from the animal which will allow for maximum control and presentation of the animal. The remaining portion of the lead-shank or reins should be held safely folded in the left hand. A Handlers position when leading should be midway between the head and the shoulder of the animal. UNDER NO CIRCUMSTANCES should the lead-shank or reins be wrapped around the hand.
    - (ii) Each animal shall work individually on the line at a walk and trot.

Part Nine – Welsh Pony & Cob Division

- The animal should lead at the walk and trot readily.
- b) Showing
    - (i) When showing an animal, a Handler should stand angled toward the horse in a position between the animal's eye and muzzle, and should never leave the head of the animal. A Handler should always be in a position where he/she can keep an eye on the entire animal and the judge at all times. It is recommended, but not mandatory, that the competitor use the "Quarter Method" when presenting the animal.
    - (ii) As the Judge moves around the animal, a Handler should position himself/herself so he/she avoids obstructing the Judges view of the animal.
    - (iii) The animal shall stand balanced on all four feet, NOT STRETCHED.
    - (iv) Allowing an animal to crowd another competitor will be penalized
    - (v) A Handler should be attentive and respond quickly and efficiently to requests from the Judge or the Ring Master. He/she should be courteous and sportsmanlike at all times.
    - (vi) Animals should be shown quietly and effectively at all times.
  - 3. OVERALL IMPRESSION OF HANDLER AND ANIMAL shall count for 10%. **NOTE:** 4-H regulations may differ from the above. If you are showing in 4-H Showmanship classes, please consult local 4-H rules. Additional Tests Which The Judge May Choose:
    - a) Questions on relevant subjects such as:
      - (i) parts of the horse
      - (ii) grooming
      - (iii) basics of horse care
      - (iv) judging requirements of Breeding classes for Welsh animals.**NOTE:** If questions are asked, the same or similar questions shall be used with each Handler tested.
    - b) Walk or trot animal to or from the Judge
    - c) Set animal up
    - d) Back animal up
    - e) Trot down the rail or around the ring
    - f) Turn animal (90, 180 or 360 degrees)
    - g) Move the animal to a different spot in the line-up
  - 4. SHOWMANSHIP FAULTS. The following are Showmanship faults to be considered by the Judge:
    - a) Failing to follow the Judge's instructions
    - b) Standing in a position to obstruct the Judge's view of the animal
    - c) Using the crop in such a manner that it upsets other animals in the ring
    - d) Holding the lead-shank or reins incorrectly
    - e) Jerking the lead-shank or reins, excessively
    - f) Showing an animal improperly groomed, not clean, or in poor condition.
    - g) Dirty tack.
    - h) Any Handler not having his/her animal under sufficient control SHALL BE EXCUSED from the ring by the Judge.

**ARTICLE B7804 RECOMMENDED SHOWMANSHIP CLASSES**

- 1. a) JUNIOR SHOWMANSHIP 12 YEARS AND UNDER. Open to Junior competitors until the end of the calendar year in which they turn 12 years  
Mares or geldings only to be shown. No Junior competitor may be

Part Nine – Welsh Pony & Cob Division

- accompanied into the ring by another person.
- b) JUNIOR SHOWMANSHIP 13-17 YEARS. Open to Junior competitors from the beginning of the calendar year in which they turn 13 until the end of the calendar year in which they turn 18 years of age. Mares or geldings only to be shown.
2. SENIOR SHOWMANSHIP. Open to adults from the beginning of the calendar year in which they turn 19 years of age. Stallions, mares or geldings may be shown.

## **CHAPTER 79**

### **PLEASURE DRIVING DIVISION**

#### **ARTICLE B7901 GENERAL INFORMATION**

1. Classes are open to stallions, mares and geldings. In classes limited to Juniors and/or Ladies, stallions are eligible unless a Prize List specifically states otherwise.
2. Unruly animals shall be excused from the ring. Stretched animals to be corrected.
3. The minimum competition age for a pony or cob to compete in harness is 3 (three) years.
4. Pleasure Driving Safety Rules, as follows, shall be adhered to. Failure to comply shall incur elimination.
  - a) Cruelty to or the abuse of any animal by any person at a Show is forbidden and an offender is subject to elimination from that class and may be barred from further participation for the remainder of that Show.
  - b) All animals shall be serviceably sound, and shall not show evidence of lameness, broken wind, physical distress or impairment of vision in both eyes. In the case of an appeal on this ground, the Judge shall have the animal in question examined by the official Veterinarian for a decision, which shall be final.
  - c) All persons (i.e. drivers, passengers, grooms, officials, spectators, etc.) should keep safety foremost in their minds. Having a pony/cob under control at all times not only is a safeguard for a driver and his/her passengers, but for everyone involved.
  - d) All Officials and Show Management should constantly be on the lookout for unsafe actions by any participant, or unsafe harness or vehicles, and report them to the Show Management. The Judge MUST excuse from competition any unsafe vehicle, unruly animal, or driver clearly out of control.
  - e) In the case of an accident, the Judge or Management may require a safety inspection of the vehicle and/or harness involved, before allowing either to be used in succeeding classes.
  - f) Junior drivers under 14 years of age shall be accompanied on a vehicle by a knowledgeable adult horseman. Failure to comply shall incur elimination.
  - g) It is the responsibility of each driver to insure that harness and vehicle are in good repair and structurally sound.
  - h) It is the responsibility of each driver to insure that his/her animal or animals are physically fit to fulfill the tasks required of them.
  - i) The driver should always be the first person to enter the vehicle and the last to leave. Passengers must never be left on the vehicle while the driver is dismounted, unless an adult passenger has taken control of the reins.
  - j) Drivers should strive to maintain a safe distance from other vehicles both during the competition and in the warm-up and parking areas.
  - k) UNDER NO CIRCUMSTANCES SHALL A BRIDLE BE REMOVED FROM AN ANIMAL WHILE IT IS STILL PUT TO A VEHICLE. FAILURE TO COMPLY SHALL RESULT IN IMMEDIATE

Part Nine – Welsh Pony & Cob Division

ELIMINATION FROM THAT SHOW.

- 1) A PONY/COB MUST NEVER BE LEFT UNATTENDED WHILE PUT TO A VEHICLE. FAILURE TO COMPLY SHALL INCUR ELIMINATION FROM THAT SHOW.
5. Entries shall be worked both ways of the ring at all required gaits as directed by the Judge or Ring Master. In a work-off, the Judge is not required to request all gaits, but all animals chosen for a work-off shall be worked both ways of the ring at any gait requested.
6. Animals shown in harness shall not be lined up head to tail. If class conditions call for an attendant, only one person may head an entry. Passengers are allowed in driving classes unless otherwise specified in a Prize List. NO assistance may be given by a passenger during a performance, except in a case of emergency, under penalty of elimination. Assistance in showing from outside the ring is prohibited.
7. An attendant is defined as a groom or passenger who may stand in front of a pony/cob while lined up, but should be two paces distant from the animal, standing with their hands by their sides or clasped behind them. Only in the case of an emergency should the attendant assist with the animal.
8. Only the driver may handle the reins, whip or brake during a competition.
9. No change of driver is permitted during a class unless specified in the class conditions.
10. If shod, animals should be suitably shod for pleasure driving.
11. Braiding of the mane is optional. Any mane, tail or fetlock trimming shall conform to Breed Standards. See Article B7602, Appearance. Tails should NOT be braided.
12. The application of artificial hair to mane or tail is prohibited. A tail set or use of any foreign substance to induce a high tail carriage is prohibited.
13. A tail tied to the vehicles or traces is prohibited.
14. Reversing, when called for in a class, should be done across the diagonal of the ring, at the direction of the Judge or Ring Master.

**ARTICLE B7902 HARNESS/VEHICLE**

1. It is the driver's responsibility to see that the harness is in good condition, is clean and fits properly. It is also the driver's responsibility to see that the vehicle is in good repair and is structurally sound.
2. Bridles should fit snugly to prevent catching on the vehicle or other pieces of harness. A throatlatch and a noseband or cavesson is mandatory.
3. Black harness is considered appropriate for painted vehicles and natural wood vehicles having black trim (i.e. shaft coverings, iron work, dash or upholstery). Brown or russet harness is considered appropriate with natural wood finished vehicles trimmed in brown.
4. All metal furnishings should match, be secure and polished.
5. Breast collars are appropriate with lightweight vehicles. A properly fitted harness back pad is important for the comfort of the animal being driven. A wide back pad is suggested for two wheeled vehicles. Narrower back pads are more appropriate for four wheeled vehicles.
6. Martingales are permitted only if appropriate for the vehicle being used. (i.e. standing martingales are only appropriate for a Stanhope Gig or Georve IV Phaeton). Overchecks are not allowed except in Fine Harness, Roadster and Formal Driving. Side checks are permitted.

### Part Nine – Welsh Pony & Cob Division

7. Drivers should strive to present an appropriate turnout. "Appropriate" indicates the balance and pleasing appearance of the combination of pony/cob and vehicle.
8. Snaffle bits and other types of traditional driving bits are allowed. Bits may be covered with rubber or leather. Burr, gag and twisted wire bits of any type are not permitted.
9. A Flash noseband is prohibited.

#### **ARTICLE B7903 ATTIRE**

1. Drivers and passengers should be dressed conservatively, according to the style of the present day. Any attempt to introduce period costumes or gaudy trappings is discouraged.
2. Dress for the driver should conform to the type of turnout (i.e. Formal, Park, Country, Sporting).
3. Gentlemen shall wear a coat or jacket while appearing in any class, unless excused from doing so by the Judge and/or Show Committee. When accepting awards, gentlemen are requested to remove their hats.
4. Ladies shall wear a conservative dress, tailored suit, or slacks. Floppy hats are discouraged. Bare shoulders and arms are not appropriate.
5. Unless otherwise specified, the driver shall wear a hat, an apron or knee rug, gloves and carry a whip in hand.

#### **ARTICLE B7904 USE OF WHIP**

1. In Pleasure Driving competitions, an appropriate driving whip shall be carried in hand at all times while driving. The thong on the whip shall be long enough to reach the shoulder of the pony/cob. A driver not in compliance with the above shall be severely penalized. While driving a pair, tandem or four-in-hand, an appropriate driving whip shall be used. A whip with its thong tied in a manner which renders it incapable of reaching the farthest animal is not allowed. Failure to comply shall be severely penalized.
2. The whip salute is used to acknowledge the Judge at the start and finish of an individual test. The whip salute is performed in one of the following ways:
  - a) By moving the whip, held in the right hand, to a vertical position, butt end even with the face.
  - b) By moving the whip, held in the right hand, to a position parallel with the ground, the handle before the face.
  - c) A gentleman may place the whip in his left hand and remove his hat.

#### **ARTICLE B7905 ENTERING AND LEAVING RING**

1. All entries shall have an entry number before entering any class. It is the driver's responsibility to display the proper number for the turnout entering the ring. **NO AWARD WILL BE GIVEN TO ANY COMPETITOR PARTICIPATING IN ANY CLASS WHILE DISPLAYING THE INCORRECT NUMBER FOR THAT TURNOUT.**
2. No entry may leave the ring after judging has begun without permission from the Judge and/or Ring Master. However, in the event of an accident and/or equipment failure which requires either medical attention or repair, the turnout shall leave the ring as soon as possible.
3. If asked to leave the ring by the Judge and /or Ring Master, the turnout shall do so as soon as possible.

Part Nine – Welsh Pony & Cob Division

4. Leading a turnout into the ring is considered outside assistance and is not permitted.

**ARTICLE B7906 RECOMMENDED PLEASURE DRIVING CLASSES**

1. OPEN: Stallions, mares, geldings.
2. OPEN DRIVER: Ladies, gentlemen, juniors.
3. STAKE/CHAMPIONSHIP CLASS: To be eligible for any stake class, an animal shall have been entered, shown and judged in at least one qualifying class under the same specifications.
4. NOVICE: Driver or Animal not to have won more than three first place ribbons under three different judges in Welsh Pleasure Driving.
5. MARES: Classes limited to mares only.
6. STALLIONS: Classes limited to stallions only.
7. GELDINGS: Classes limited to geldings only.
8. LADIES: Adult or Junior.
9. GENTLEMEN: Adult or Junior.
10. JUNIOR COMPETITOR: Open to Junior drivers until the end of the calendar year in which they turn 18 years of age. It is mandatory that each Junior driver under the age of 14 years be accompanied on the vehicle by an adult capable of rendering assistance if required.
11. REINSMANSHIP: A driving class in which entries are judged primarily upon the ability and skill of the driver. Classes may be open to all, or limited to Ladies, Gentlemen or Junior drivers.
12. WORKING: A driving class in which entries are judged primarily upon the ability of the pony/cob to perform the requested gaits. Class may be open to all or limited to Ladies, Gentlemen or Junior drivers.
13. TURNOUT: A driving class in which entries are judged primarily upon the turnout of the vehicle, harness and impression of the driver. Class may be open to all or limited to Ladies, Gentlemen or Junior drivers.
14. PAIR: Two ponies/cobs in harness beside each other.
15. TANDEM: Two ponies/cobs in harness, one ahead of the other.
16. UNICORN: Three ponies/cobs in harness, two abreast: one in the lead.
17. FOUR-IN-HAND: Four ponies/cobs in harness, two sets of two abreast, one set in front of the other.

**NOTE:** In pair and tandem classes, a difference of only one inch in height of the two animals is allowed. Such a pair is eligible in only one height division. A Tandem is most properly driven to a two-wheeled vehicle.

**ARTICLE B7907 GENTLEMEN'S DRIVING CLASS**

1. Entries are judged primarily on the suitability of the turnout for a gentleman, with emphasis on manners.
2. To be shown both ways of the arena at a walk, slow trot, working trot and strong trot. May show a degree of boldness but no excessive speed.
3. Must rein back without resistance and must stand quietly at any location in the arena.
4. To be judged:
  - 50% on manners and suitability of the turnout for a gentleman.
  - 25% on skill of the driver.
  - 25% on Overall Impression.

**ARTICLE B7908 LADIES' DRIVING CLASS**

1. Entries are judged primarily on the suitability of the turnout for a lady, with emphasis on manners.
2. To be shown both ways of the arena at a walk, slow trot, working trot and strong trot.
3. Must rein back without resistance and must stand quietly at any location in the arena.
4. To be judged:  
50% on manners, elegance and suitability of the turnout for a lady.  
25% on skill of the driver.  
25% on Overall Impression.

**ARTICLE B7909 QUALIFYING GAITS**

1. WALK: True, fast, flat footed, elastic and showy. Animals should walk energetically but calmly, with even, determined steps.
2. SLOW TROT: The neck is raised, thus enabling the shoulders to move with greater ease in all directions; the hocks being well engaged and maintaining energetic impulsion, notwithstanding the slower movement. The animals steps are shorter but they are lighter and more mobile.
3. WORKING TROT: The animal goes forward freely and straight, engaging the hind legs with good hock action, on a taut but light rein; the position being balanced and unconstrained. The steps should be as even as possible. The hind feet should touch the ground in the footprints of the forefeet. The degree of energy and impulsion displayed at the working trot denotes clearly the degree of suppleness and balance of the animal.
4. STRONG TROT: The animal covers as much ground as possible, maintaining the same cadence. The animal lengthens its step to the utmost as a result of great impulsion from the quarters, while emphasizing the characteristic Welsh movement.
5. HALT: Animal and vehicle should be brought to a complete, square, stop without abruptness or veering. At the halt, animals should stand attentive, motionless and straight, with the weight evenly distributed over all four legs, and be ready to move off at the slightest indication from the driver.
6. REIN BACK: This is a backward movement in which the legs are raised and set down simultaneously in diagonal pairs with hind legs remaining well in line. To be performed in three parts:
  - a) Rein back at least four steps, unhurried, with head flexed and straight, pushing back evenly in a straight line, using light contact and quiet aids
  - b) Halt
  - c) Move forward willingly to former position, using the same quiet aids

**ARTICLE B7910 CLASS SPECIFICATIONS**

1. WELSH PLEASURE WORKING. A pleasure driving class in which entries are judged primarily on the suitability of the pony/cob to provide a pleasant drive. To be shown both ways of the ring at a walk, slow trot, working trot and strong trot. To stand quietly, both on the rail and while lined up, and to rein back. All entries chosen for a work-off shall be worked both ways of the ring at any gait requested by the Judge, and may be asked to execute a figure of eight, and/or perform other appropriate tests. In Working Pleasure classes, a halt may be called on the rail. To be judged: 70% on performance, manners and way of

Part Nine – Welsh Pony & Cob Division

going; 20% on breed type and conformation; 10% on appropriate harness, vehicle and attire.

2. **WELSH PLEASURE TURNOUT.** A pleasure driving class in which entries are judged primarily on the performance and quality of each turnout. To be shown both ways of the ring at a walk, slow trot, working trot and strong trot. To stand quietly and to back readily. All entries chosen for a work-off shall be worked both ways of the ring at any gait requested by the Judge, and may be asked to execute a figure of eight and/or perform other appropriate tests. To be judged: 70% on the condition, fit and appropriateness of harness and vehicle, spares and appointments, neatness and appropriateness of attire and overall impression; 30% on breed type and conformation; manners and way of going.
3. **WELSH PLEASURE REINSMANSHIP.** A pleasure driving class in which entries are judged primarily on the ability and skill of the driver. To be shown at a walk, slow trot, working trot and strong trot. Drivers shall be required to rein back. All drivers chosen for a work-off may be worked at any gait requested by the Judge, and may be asked to execute a figure of eight and/or perform other appropriate tests. The driver should be seated comfortably on the box so as to be relaxed and effective. Either the one-hand or two-handed method of driving is acceptable. Common to both methods, the elbows and arms should be close to the body with an allowing but steady hand enabling a consistent "feel" with the animal's mouth. Drivers should not be penalized, or rewarded, for using one general style over another. In order to evaluate a driver's versatility, the Judge may request a test involving driving with one hand. Individual tests may be requested to test the skill and dexterity of the driver. To be judged: 70 % on handling of reins and whip, control, posture and overall impression of the driver; 20% on condition of harness and vehicle, and neatness of attire; 10% on breed type and conformation
4. **WELSH COMBINATION PLEASURE.** To be shown in harness as a Working Pleasure Driving animal, then under saddle as an English or Western Pleasure animal. Separate classes should be provided for English and for Western combination animals, but classes may be combined if entries for either class are less than three. Unless otherwise specified in a Prize List, the DRIVER and the RIDER need not be the same person. However, conditions shall be clearly spelled out in the Prize List. Approved headgear with approved safety harness permanently attached and done up, **MUST** be worn.
  - Up to two grooms or attendants may assist with unharnessing and saddling.
  - **REMOVAL OF THE BRIDLE WHILE A PONY/COB IS STILL PUT TO A VEHICLE WILL INCUR IMMEDIATE ELIMINATION FROM THAT SHOW.**
  - A Judge shall not request entries to be re-harnessed after performing under saddle.
  - A Judge may allow vehicles to remain in the ring, or request that they be removed. If vehicles are removed, additional attendants may enter the ring to assist.

To be judged: 50% in harness; 50% under saddle.
5. **WELSH COMBINATION HUNTER.** Single pony/cob to be shown in three concurrent sections:
  - a) **IN HARNESS.** To be shown to a suitable pleasure driving vehicle, both ways of the ring at a walk, slow trot, working trot and strong trot. To stand quietly and back readily.

Part Nine – Welsh Pony & Cob Division

- b) UNDER SADDLE. To be shown under saddle both ways of the ring at a walk, trot and canter. To stand quietly and to back readily.
  - c) OVER FENCES. To be shown over a course of no more than four fences (combinations are not permitted). Approved protective headgear, with safety harness permanently attached and done up **MUST** be worn. In combination hunter classes, fences shall be adjusted for ponies and cobs, regardless of whether they are competing separately, or against one another. Ponies fences shall be no higher than 2' and cobs no higher than 2' 6". Riders shall be provided with a practice fence prior to any class in which jumping is required. A diagram of the course shall be posted at least ONE HALF HOUR before the class is to commence. To be judged: 40% on performance, manners, way of going and suitability in harness; 30% on performance, manners, and way of going under saddle; 30% on hunting performance over fences.
6. SINGLE WELSH ROADSTER TO A BIKE. To be shown to a two wheeled bike. Driver to wear stable colours. To be shown at a Jog Trot, Road Gait, and then at speed. Animals to wear a long, natural mane and long, unset, ungingered tail. The fore-top and first strand behind the ear may be braided. To be shown with a natural foot with appropriate shoes for proper balance and speed. Quarter boots are optional. Any animal showing evidence of ginger or a set tail, or whose feet and shoes exceed the limits set forth in the Welsh Division Rules shall be disqualified. See Article B7306, Shoeing Regulations. Harness with square blinkers, snaffle bit, overcheck attached to a straight bar bit, and breast collar harness should be used. A martingale is optional. Harness should be clean and of good quality.
- a) Qualifying Gaits. There are three different speeds at the trot:  
SLOW JOG-TROT: a collected trot displaying animation, brilliance and show ring presence. To be worked in form with chin set and legs working beneath the pony. ROAD GAIT: A faster trot; to be worked in form with animation and brilliance. AT SPEED: An even faster trot; to be worked in form with chin set and legs working beneath the pony. To be penalized for high or harness pony action. The forelegs should exhibit good reach without pointing. The rear legs should show greater stride and driving power without stringing out behind. To be called "Drive On".
  - b) Ring Procedure. Animals to enter the ring counter clockwise at a Jog Trot and then be asked for a Road Gait. After being reversed on the diagonal at the Jog Trot, they perform again at a Jog Trot, Road Gait and then at speed (Drive On).  
To be judged: 60% on performance, manners, style and speed in form; 40% on breed type and conformation.
7. WELSH FORMAL DRIVING. The animal is to give a brilliant performance, with style, presence, finish, balance and cadence. To be shown to a suitable four-wheeled vehicle (viceroys, sidebar, fine-harness vehicle, etc.) - except tandems, where a two-wheeled vehicle is preferable. For daytime classes, attire for Gentlemen should be a business suit and bowler; for Ladies, a suit or tailored outfit with a small brimmed hat. To be shown in light harness, the bridle, to have round blinkers and a snaffle bit, (straight or jointed). An overcheck with separate over-check bit and martingale, or a side-check with separate side-check bit is optional. Equipment to be in sound condition. English or American-style black harness appropriate to the vehicle is to be used. Animals to wear long,

Part Nine – Welsh Pony & Cob Division

natural mane and long, natural, unset, ungingered tail. The foretop and first strand behind the ears may be braided. The foot shall be natural with unweighted shoes. See Article B7306, Shoeing Regulations. Pads may be used, but additional weight of any description is prohibited. To be shown both ways of the ring at an animated park trot and animated park walk. To stand quietly and to back readily. Qualifying Gaits. PARK WALK: animated, true, attentive and showy. PARK TROT: animated, natural cadence with impulsion and power from behind, the front airy and light. The animated trot is extremely bold and brilliant, characterized by free shoulder action. Dance-like in appearance. The action should be balanced and cadenced. Loss of form due to excessive speed shall be penalized. The trot should be a true two-beat diagonal gait. Mixed gaits, pacing or racking shall be considered serious faults. To be judged: 60% on performance, manners, brilliance and style; 40% on breed type and conformation.

8. WELSH FINE HARNESS. A Welsh fine harness pony should possess presence, elegance, and refinement, with energy directed towards animation rather than speed. To be shown to a viceroy or miniature fine harness vehicle. Light harness with snaffle bit, an over-check with check bit, and martingale are required. Animals to wear long, natural mane and long, unset, ungingered tail. The foretop and first strand behind the ears may be braided. To be shown at an animated Park Trot and animated Park Walk. After being reversed at an animated Park Trot, the gaits are repeated, and "Show Your Pony" may be called. Faulty or labouring action to be severely penalized. To stand quietly. NOT to be asked to back up. Qualifying Gaits. ANIMATED WALK: true, balanced, showy. ANIMATED TROT: animated, balanced, natural cadence with impulsion and power from behind. Loss of form due to excessive speed to be penalized.

To be judged:

60% on manners, animation and style;

40% on breed type and conformation.

## **CHAPTER 80**

### **WELSH DRAFT/COMMERCIAL DIVISION**

#### **ARTICLE B8001 GENERAL INFORMATION**

1. Animals should be compact and stylish, well balanced and in good working condition. Pairs and hitches should be well matched, stand squarely on their legs, and work well together, showing evidence of strength and agility.
2. Stallions, mares and geldings may be used in Draft/Commercial classes.
3. Action should be prompt, springy and snappy with no visible sign of unsoundness. Any animal showing evidence of lameness shall be excused.
4. Gaits required are the walk, slow trot, working trot and back-up. A long straight stride at the walk is desired.
5. Single and hitch classes shall be shown both ways of the ring at all required gaits as directed by the Judge or Ring Master. In the case of a work-off, the Judge is not required to request all gaits, but entries in the work-off shall be worked both ways of the ring at each gait requested.
6. Braiding of manes and tails, and shoeing, is optional.
7. Show harness is required in all classes. Scotch top collars are preferred, but not required, in all hitch classes.
8. Animals are to be hitched to a draft wagon of fifth wheel design and shown with appropriate harness.
9. In single pony/cob classes, animals may be shown with either breeching or cart harness with crupper.
10. At least one person shall be on the wagon with the driver when driving team, tandem, unicorn, 4-In-Hand or 6-In-Hand hitches. The assistant shall be a person capable of rendering assistance if necessary. In Single draft cart classes, an attendant is optional.
11. The attendant shall dismount when ponies/cobs are lined up in the show ring for judging, and is permitted to stand an entry on its feet, but thereafter shall remain two paces distant from the ponies/cobs heads.

#### **ARTICLE B8002 ATTIRE**

1. Gentlemen should wear suits, or jacket and slacks. Hats and ties should be worn.
2. Whips should be carried. Gloves are optional.
3. Attendants shall be appropriately attired in suits, or jacket and slacks. Hats and ties should be worn.
4. Ladies shall be attired in a pant suit, dress suit, dress or skirt and blouse. Bare shoulders are not appropriate. Whips, hats, gloves are optional.
5. Junior competitors shall be appropriately attired and be accompanied by a knowledgeable adult horseman, who can render assistance should an emergency arise. Junior competitors may not drive stallions.

#### **ARTICLE B8003 RECOMMENDED CLASSES**

Pair, Tandem (Single Tandem), Unicorn, 4-In-Hand (Double Tandem) and 6-In-Hand. Single draft cart classes may also be offered.

1. DRAFT PONY/COB SINGLES. To show all around action at the walk, slow trot and working trot, both ways of the ring. Animals shall show a smooth responsiveness and alertness. Animals shall stand quietly and back readily. To

### Part Nine – Welsh Pony & Cob Division

be judged: 60% on manners, performance and way of going; 25% on breed type and conformation; 15% on appropriate harness, vehicle and attire.

**NOTE:** In all classes for Ladies to Drive or Junior to Drive, emphasis shall be on manners, and the suitability of the animal to be driven by a Lady or Junior.

A working trot is optional for these classes.

2. **DRAFT PONY/COB PAIRS.** To be shown at a walk, slow trot and working trot both ways of the ring. To stand quietly and to back readily. At all times the animals are to show an ability to work as a unit, with evenness of tugs. Teams shall not be asked to fan except at the Judge's discretion in case of a work-off. To be judged: 60% on performance, manners, and way of going; 25% on breed type, conformation and matching; 15% on appropriate harness, vehicle and attire.
3. **DRAFT PONY/COB TANDEM.** To be shown at a walk, slow trot, and working trot, both ways of the ring. Animals should at all times convey an image of alertness and style. Lead animal should keep the tugs from sagging, but they should not be so tight as to pull the greater weight of the vehicle. Tandems shall not be asked to fan. To be judged: 60% on performance, manners and presence; 25% on breed type, conformation and matching; 15% on appropriate harness, vehicle and attire.
4. **DRAFT PONY/COB UNICORN.** To be shown at a walk, slow trot and working trot both ways of the ring. To stand quietly and to back readily. At all times animals are to show an ability to work as a unit with all three ponies/cobs showing an evenness of tugs. The lead animal should show an alert, animated way of going and convey an image of style. To be judged: 60% on performance, style and manners; 25% on breed type, conformation and matching; 15% on appropriate harness, vehicle and attire.
5. **DRAFT PONY/COB TEAMS OF FOUR AND SIX.** To be shown at a walk, slow trot and working trot, both ways of the ring. To stand quietly, and to back readily. At all times animals are to show an ability to work as a unit, with evenness of tugs. Four and six pony/cob hitches may be asked to fan to the right, fan to the left and then straighten again. They may be asked to back to an object and otherwise demonstrate their handiness. To be judged: 60% on performance, manners and way of going; 25% on breed type, conformation and matching; 15% on appropriate harness, vehicle and attire.
6. **DRAFT PONY/COB DRIVING COMPETITION.** Open to hitches of 2, 4 and 6 ponies/cobs only.
  - All driving competition courses shall be posted by Show Management at least ONE HOUR before the start of the class.
  - Each entry shall drive a specified course, the order of go being determined by draw.
  - The course to be followed is at the discretion of the Judge, however, at least 2 changes of direction and 2 different gaits shall be required. All hitches shall be required to fan in both directions and to back at the Judges' discretion.
  - Any competitor unable to complete the course shall be eliminated.
  - To be judged on responsiveness and smoothness of the hitches in completing the course. Matching should not be taken into consideration.

## **CHAPTER 81**

### **JUDGE'S RESPONSIBILITIES AND CONDUCT**

#### **ARTICLE B8101 GENERAL INFORMATION**

1. No judge may adjudicate at the same show for two consecutive years or at two consecutive shows held by the same show management.
2. Judges are expected to render fair and impartial decisions and follow the rules of Equestrian Canada.
3. Judges are expected to take their judging assignments seriously. Competitors are entitled to their sincere and undivided attention. It is inappropriate for judges to make small talk, joke and be inattentive.
4. Judges of double-judged breeding classes may not confer about their placings until after the Supreme Champions have been awarded. Judges may not confer with Learner judges until the card has been signed and turned in.
5. Judges who have not finished officiating may not fraternize with competitors or attend competitor parties.
6. Judges may not reside with any competitor or member of the show committee / show management whose immediate family is an competitor, within one month preceding the show or during the show. Judges may not have any business dealings with any competitor within a three month period prior to the show being judged, with the exception of stallion service.
7. Judges shall not be an owner of any interest in an animal or be an competitor, rider, driver, showman on the line, steward or manager at a show in which he/she is officiating. Judges must not discuss pony/cob business with competitors or inquire about bloodlines of animals while officiating.
8. No member of the Judges family may exhibit in divisions in which he/she officiates; no Judge's trainer or client of trainer may exhibit in divisions over which he/she officiates unless the relationship is ended one month before the show. No animals sold or leased by a Judge or his/her trainer within last three months may be shown before the Judge. No animal leased by judge or his/her trainer may be shown before that judge for the duration of the lease. Business partners of the Judge must not exhibit in divisions over which he/she officiates. No member of the Show Manager's family may serve as Judge. The judge is responsible for signing each class card.
9. No judge, exhibitor, competitor, trainer, handler, or driver may use a cell phone while in the ring. If carried into the ring, the cell phone MUST be turned off.
10. A judge's conduct as a member, competitor, breeder, owner and judge, as well as his/her ability, must be exemplary. Each judge's status is subject to continual review by the Equestrian Canada Officials Committee and is revocable with or without notice and formal hearing.
11. Any judge who consistently receives poor evaluations or negative feedback from competitor or show committees will be given a hearing, or will receive feedback from the Equestrian Canada. Other action may be taken.

**PART TEN  
SADDLE SEAT EQUITATION**


**CHAPTER 82  
SADDLE SEAT EQUITATION**

**ARTICLE B8201 SADDLE SEAT EQUITATION**

1. Stallions are prohibited. Exception: Classes restricted to a particular breed, if the breed division regulations permit stallions.
2. Ages of juniors.
  - a) Contrary to the stated EC Junior age eligibility in other disciplines, junior age eligibility described under this Division is in accordance with the International Saddle Seat Equitation Association. (See Glossary, “JUNIOR/YOUTH”)
  - b) An individual who has not reached his 18th birthday as of December 1st of the previous calendar year, which is the start of the current competition year.
  - c) The age of an individual on December 1st (of the previous calendar year) will be maintained throughout the entire competition year.
  - d) Persons born on December 1st (of the previous calendar year) assume the greater age on that date.
  - e) If a competition is in progress on any November 30th, junior status at the start of the competition will be maintained throughout that competition.
3. A competitor is entitled to request only one time-out per class. See General Regulations, Article A513 Time outs
4. Judges must order from the ring any horse that is unruly or whose actions threaten to endanger the rider, other competitors, or other entries.
5. Electronic communication devices for the purpose of coaching etc. between competitors and individuals outside the ring shall be prohibited. Exempt from this rule are riders who have been granted permission in accordance with A907.

**ARTICLE B8202 SADDLE SEAT POSITION**

1. Judges should note that the required Equitation seat should in no way be exaggerated, but be thoroughly efficient and most comfortable for riding the type of horse called for at any gait and for any length of time.
2. In Saddle Seat Equitation classes, riders should convey the impression of effective and easy control. To show a horse well, the rider should show himself to the best advantage. Ring generalship must be taken into consideration by the Judge. A complete picture of the whole is of major importance.



- a) Hands should be held in an easy position, neither perpendicular nor horizontal to the saddle, and should show sympathy, adaptability and control. The height that the hands are held above the horse's withers is a matter of how and where the horse carries his head. The method of holding the reins is optional, except that both hands must be used and all reins must be picked up at one time. Bight of rein should be on the off side.
- b) Proper riding position should be similar to correct posture, in which the head, shoulder, hip, and ankle are all on the same perpendicular line. To obtain proper position, the rider should place himself comfortably in the saddle and find his center of gravity by sitting with a slight bend at the knees. Irons should be placed under the ball of the foot (not toe nor "home") with even pressure on entire width of sole and center of the iron. Foot position should be natural (neither extremely in nor out).
- c) The head should be carried high but in no way stiff or tipped to either side. The head is the highest point of balance and should be directly over the midpoint of the shoulders. The line of the rider's back should be straight and perpendicular to the saddle. Elbows should not be pinched into the body nor pointing out to the side. The lower arm to the wrist may be raised higher than the elbow.
- d) The upper body, including the arms and hands, should give the appearance of elegant style and complete control, but without the impression of stiffness, posing, or exaggeration.
- e) The Lower Body: With the seat firmly in the center of the saddle, the inner thigh should be secure against the saddle; the legs should lie easily along the saddle with a slight bend to the knee. The ball of the foot sits firmly in the iron with the heel slightly lower than the toe. The length of the stirrup is determined by this proper leg position. If the heel is distinctly lower than

### Part Ten – Saddle Seat Equitation

the toe, the stirrup is too short. If the toe reaches for the iron, the stirrup is too long. The foot faces forward or slightly outward, never in an exaggerated inward or outward position.

- f) A flared lower leg and/ or cocked ankle are major faults.

#### **ARTICLE B8203 POSITION WHILE MOVING**

1. WALK: slight motion in saddle
2. TROT: slight elevation in saddle when posting; hips under body, not mechanical up-and-down nor swinging forward and backward.
3. CANTER: close seat, going with the horse, not rocking
4. SLOW GAIT: steady in saddle, no slap or twist; legs straight down, intermittent calf pressure permissible; hands slightly raised, flexible contact, no sawing.
5. RACK: seat smooth in saddle; legs straight down and slightly back, not thrust forward; hands low in motion with gait, not sawing, but placement optional to individual rider and horse.

#### **ARTICLE B8204 PERSONAL APPOINTMENTS**

1. Competitors and Judges should bear in mind that, at all times, entries are being judged on ability. However, neatness is the first requisite regarding a rider's attire. The following requirements are based upon tradition and general present-day customs. Judges must eliminate those competitors who do not conform. Adjustments to tack and attire for valid medical reasons are permitted provided the EC Steward is notified prior to the class.
2. INFORMAL. Riding habits will consist of jacket with collars and lapels of the same conservative color, with matching jodhpurs, a collared shirt, tie, vest and complementary gloves, jodhpur boots and a derby or soft hat. Protective headgear may be worn without penalty.  
Conservative colors for informal riding habits include black, blue, grey, burgundy, green, beige, or brown and may contain herringbone, pin stripes, and other combinations of colors that appear solid. Colors not included in this list are not acceptable and must be penalized and may be cause for elimination. Informal dress is only permitted in American Saddlebred Pleasure Equitation classes and Morgan Classic Saddle Seat Equitation classes, day or night.
3. FORMAL. Even more conservative attire is required for evening classes. Solid colors for formal riding habits include dark grey, dark brown, dark blue, or black tuxedo-type jacket with collars and lapels of the same color, with matching top hat (women), homburg or other soft hat (men). Formal shirt must be white or off-white with the bow tie and vest or cummerbund to match shirt or riding habit in color. Approved protective headgear may be worn, jodhpurs to match, and gloves; or a dark-colored riding habit, accessories, and jodhpur boots. Colors not included in this list are not acceptable and must be penalized and may be cause for elimination. Formal riding habits are not to be worn before 6:00 p.m. and are not mandatory after 6:00 p.m.; competitors competing on Pleasure horses have the option to wear formal attire in Open equitation classes as specified by the rule.
4. MISCELLANEOUS. Spurs of the unrowelled type, whips or crops are optional.
5. Protective headgear may be worn without penalty in all Saddle Seat Classes

**ARTICLE B8205 SADDLE SEAT TACK**

1. Bridle: Entries must be shown in full bridles (curb and snaffle). Pelham bits are permitted in Pleasure Equitation classes.
2. Saddle: Flat English-type saddles are required, forward seat, Dressage, Western and Side-saddles, are prohibited.
3. Martingales or similar tie-downs are prohibited.
4. Tack must be neat and clean.

**ARTICLE B8206 CLASS CONDUCT**

1. Classes for juniors and senior riders may be combined.
2. When entries warrant, it is recommended that competitions restrict Maiden, Novice, limit and Intermediate riders to their respective classes.
3. In Medal NSH and Championship classes, Judges must work contestants in groups of 20 or less. In all other Saddle Seat classes, if there are 20 or more entries in a class, it is recommended the class be divided into separate sections by selecting every other number on the list of entries, and that separate trophies and ribbons be awarded. If there are 25 or more entries, the class must be divided and notification of such publicly announced and posted at least two hours prior to the start of the class. In all other classes it is the Judge's prerogative to determine the number of contestants from any given section. The list of qualifying contestants for the class finals will not be posted or announced until all sections have been worked.
4. **PRIZE MONEY.** In Equitation classes the rider is the competitor and wins the award. Offering of prize money in Equitation classes for junior competitors and amateurs is forbidden. (Exception: Scholarship funds may be awarded. However, these funds must be disbursed directly to the institution upon proof of enrollment by the awarded recipient.)
5. **RIBBONS.** In Saddle Seat Equitation class's one ribbon must be awarded for every six competitors but no more than ten ribbons are required.
6. **NUMBERS.** Numbers must be worn on the rider's back and must be clearly visible at all times when in competition.
7. **Attention getting devices** and/or other noisemakers (including but not limited to tape measures, blow horns, altered bamboo poles, etc.) are not allowed in and around the makeup/schooling/warm-up and competition rings during scheduled competition sessions. Use of explosives and fire extinguishers by or for competitors (except in the case of fire) is not allowed on competition grounds at any time.

**ARTICLE B8207 SADDLE SEAT CLASS ROUTINE**

1. Competitors enter the ring at a trot, turning to the right and proceeding in a counter clockwise direction. Competitors must be worked both ways of the ring at all gaits; walk, trot and canter, (slow gait and rack are additional gaits in Five-Gaited classes) and on command, reverse and repeat. The canter must be asked through the walk
2. Incorrect leads and diagonals may be penalized.
3. The order to reverse may be executed by turning either towards or away from the rail.
4. Entries shall line up on command and any or all riders may be required to execute any appropriate tests included in the requirements for specific classes,

## Part Ten – Saddle Seat Equitation

### **ARTICLE B8208 REQUIREMENTS FOR SPECIFIC CLASSES**

1. Judges are encouraged to call for at least two tests of the top competitors.
2. When individual tests are called, the Judge's opinion shall be a 50-50 analysis of the rail work and the individual tests.
3. The fall of horse and rider does not necessarily cause elimination but is penalized at the judge's discretion.
4. If elimination occurs during a ride-off, the contestant shall be placed last of those chosen for the ride-off.
5. In Medal and Championship classes, Judges must work contestants in groups of 20 or less. In all other Saddle Seat classes, if there are 20 or more entries in a class, it is recommended the class be divided into separate sections by selecting every other number on the list of entries, and that separate trophies and ribbons be awarded. If there are 25 or more entries, the class must be divided and notification of such publicly announced and posted at least two hours prior to the start of the class. In all other classes it is the Judge's prerogative to determine the number of contestants from any given section. The list of qualifying contestants for the class finals will not be posted or announced until all sections have been worked.

### **ARTICLE B8209 MAIDEN NOVICE AND LIMIT**

Open to riders who have not won one/three/six first place ribbons competing in equitation classes at sanctioned EC USEF competitions. Ribbons won in sections other than saddle seat equitation will not affect the rider's status. Ribbons won in lead line or classes not required to ride all gaits, will not affect level. Refer to Rules of Equestrian Canada, Section A, General Regulations, Glossary, for definitions of Maiden, Novice or Limit.

### **ARTICLE B8210 MEDAL, NATIONAL SHOW HORSE AND CHAMPIONSHIP CLASSES**

In Medal, NSH and Championship classes, Judges must work contestants in groups of 20 or less. In all other Saddle Seat classes, if there are 20 or more entries in a class, it is recommended the class be divided into separate sections by selecting every other number on the list of entries, and that separate trophies and ribbons be awarded. If there are 25 or more entries, the class must be divided and notification of such publicly announced and posted at least two hours prior to the start of the class. In all other classes it is the Judge's prerogative to determine the number of contestants from any given section. The list of qualifying contestants for the class finals will not be posted or announced until all sections have been worked.

### **ARTICLE B8211 TESTS REQUIRED**

Note: In all tests, the age of the rider as of January 1 of the current year.

1. **WALK-TROT SADDLE SEAT EQUITATION CLASS:** Open to riders who have not reached their 11th birthday as of December 1 of the previous calendar year. To be judged on the rail at a walk and trot only. Rider must not have ever been judged in a class at an EC/USEF competition or non-EC/USEF competition that required a canter. It is recommended that classes having 12 or more entries be divided. If a division is necessary, the recommended split is to divide the entries into a class for riders 8 years old and under and one for riders 9 and over. Headers will be permitted in

### Part Eleven – Equestrian Canada Officials

the line-up and will be called in by the announcer after the class has lined up and before riders are judged in the lineup. No tests shall be called.

2. Under 11. For juniors who have not reached their 11<sup>th</sup> birthday Tests 1-7
3. 11 and under 14. For juniors who have reached their 11<sup>th</sup> but not 14th birthday.. Tests 1-12
4. 14 and over. For juniors who have reached their 14th but not 18th birthday... tests 1-16
5. Adult equitation 18 and over... tests 1-13 and 15 & 16
6. PLEASURE EQUITATION. For junior riders who have not reached their 18th birthday, riding Pleasure horses with full mane and tail with natural carriage. Classes may be divided as to sex and age of the rider. (For riders competing on American Saddlebreds: Horses cross entered in the Country Pleasure division at the same competition may not wear tailsets or bustles while on the grounds. Riders competing in these classes cannot compete in any other Saddle Seat Equitation classes at the same competition, except USEF Medal, UPHA, NHS and American Saddlebred Pleasure Equitation Medallion Saddle Seat classes on Pleasure horses with full manes and tails with natural carriage. Riders competing in Pleasure Equitation classes are eligible to compete in the Open Saddle Seat Equitation Championship on a Pleasure horse with a full mane and tail with natural carriage only if a Pleasure Equitation Championship is not offered at that competition.
  - a) Maiden. For juniors who have not reached their 18th birthday.. Tests a-d
  - b) Novice. For juniors who have not reached their 18th birthday.... Tests a-i
  - c) Limit. For juniors who have not reached their 18th birthday..... Tests a-l
7. Open. For juniors who have not reached their 18th birthday....Tests a-o

#### **ARTICLE B8212 BREED SPORT CANADA SADDLE SEAT MEDAL CLASS**

1. May be run at any EC approved show. The Breed Sport Canada Saddle Seat medal, and an award from the EC Breed Sport committee will be awarded to classes of 3 or over. The Breed Sport Committee must receive confirmation of the shows hosting these classes 60 days prior to the show to arrange for the awards to be ordered and delivered.
2. Medal classes are open to competitors in good standing.
3. Awards will only be given when at least three competitors compete.
4. Classes must be judged by a Saddle Seat approved judge, or approved guest carded judge.
5. May be held for junior and/or amateur riders. Any combined junior/amateur class may be split when there are 3 or more juniors and 3 or more amateurs.

#### **ARTICLE B8213 PROVINCIAL CHAMPIONSHIPS**

1. This level of competition may be held annually at one show within each Province. Shows must apply to the Saddle Seat Committee for permission to host at their show.
2. To be held in conjunction with a breed or multi-breed horse show..
3. Judging is based 50% on rail work, 50% on individual workout. Pattern must be called for
4. Further testing of any contestants may be requested at the judge's discretion

### Part Ten – Saddle Seat Equitation

5. Refer to tests 1-16 in Article B7917.
6. See Breed Sport website for Championship entry details and qualification form.

#### **ARTICLE B8214 NATIONAL HORSE SHOW SADDLE SEAT EVENT - “GOOD HANDS”.**

For permission to offer this class and complete details, contact the National Horse Show Association of America or email [cindy@nhs.com](mailto:cindy@nhs.com) 859 608 3707

1. NATIONAL HORSE SHOW SADDLE SEAT EVENT “GOOD HANDS” QUALIFYING CLASSES. For juniors who have not reached their 18th birthday. To be judged as a group at a walk, trot and canter. A minimum of three riders are required to individually execute a figure eight at a canter, trot to the judge, stop and back. After which, Tests 1-16 may be called for. Judging is based 40% on rail work and 60% on individual workout. Horsemanship only to count. To fill a class, three competitors must compete with proper tack. A rider must place first or second to qualify to compete in the National Horse Show Saddle Seat Event “Good Hands” Championship/Final. One win eliminates the rider from further competition in this class for the remainder of the qualifying season.

#### **ARTICLE B8215 UPHA CHALLENGE CUP**

##### **A. GENERAL**

1. The United Professional Horsemen’s Association instituted the Challenge Cup class in order to highlight the showmanship of saddle seat equitation riders. Judges should take note that in all qualifying classes (except walk and trot) sixty percent (60%) of the class is judged on the rail work and forty percent (40%) is judged on the individual pattern. In all UPHA Challenge Cup National Finals (except walk and trot) two thirds (2/3) of the entire class is judged on the two rail work portions of the class while only one third (1/3) is judged on the individual pattern. The UPHA Saddle Seat Committee encourages judges to select individual patterns that highlight showmanship as opposed to intricacy.
2. For permission to offer UPHA Challenge Cup classes and complete details, contact the United Professional Horsemen’s Association, 4059 Iron Works Parkway, Suite #2, Lexington, KY 40511, (859) 231-5070, [info@uphaonline.com](mailto:info@uphaonline.com), [www.uphaonline.com](http://www.uphaonline.com).
3. Showmanship is a primary factor throughout the class.
4. No minimum number of entries is required to fill a class.
5. The term “open” refers to a UPHA Challenge Cup class that is not designated to a particular breed/division. They are referred to as “UPHA Challenge Cup” classes and may be divided into age divisions as outlined in the “ELIGIBILITY” section.
6. Judging Specifications and Qualifying Procedures for Individual Programs: All of the individual programs will adhere to the rules and guidelines which govern the UPHA Challenge Cup class unless otherwise specified under the following breed/divisional sections.
7. Specific qualifying procedures for the Open, Walk/Trot, Adult, Morgan, Arabian Breeds, National Show Horse, Pleasure Challenge Cup National

## Part Eleven – Equestrian Canada Officials

Finals and Five Gaited Horsemanship Final are contained under their respective headings.

### **B. SPECIFICATIONS AND PROCEDURES**

For all UPHA Challenge Cup National Finals and Chapter Championships:

1. Judges—in all Chapter, National (including Breeds) and Junior National Finals, the judge(s) must be Saddle Seat Equitation Registered or Recorded in Saddle Seat Equitation with USEF. The UPHA Morgan, Arabian Breeds, and National Show Horse Challenge Cup National Finals are required to have a least one open Saddle Seat carded judge which may be recorded or registered on a three judge panel. A guest card will not fulfill this requirement. Judges for the UPHA Challenge Cup National Finals are recommended by the UPHA Equitation Committee and a list will be furnished to respective competition managements annually. In all UPHA Challenge Cup National Finals, judges shall be selected from nominations by the UPHA Challenge Cup/Equitation Committee.
2. When entering Chapter, National or Junior Challenge Cup Finals, riders must indicate on the entry form the competition and location at which they qualified.
3. The qualifying season for all UPHA Challenge Cup National Finals closes seven (7) days prior to the beginning of the competition at which the Championship will be held. At that time, the qualifying season for the following year will begin.
4. The same horse must be used in both Phases of the UPHA Challenge Cup National Finals, unless the animal is sick or lame, in which case a veterinarian's certificate is required.
5. If the UPHA Challenge Cup National Finals class is divided because of its size, it is to be split by every other number. All riders must compete at the walk, show trot and canter both ways of the ring and line up. The divisions are to be dismissed on standby, with the individual workouts executed immediately following completion of the rail work. On completion of the individual workouts, the riders in that group shall be excused and the next division shall begin the rail work and individual workout phase and so on for each section of riders.
6. Individual copies of the Judge's Phase I work out must be available to each rider in the competition office no less two (2) hours prior to the performance in which the class is run.
7. The preliminary work is called Phase I, in which all contestants must work in a group (or in groups) of 20 or less on the rail and complete an individual workout. A minimum of twelve (12) riders and a maximum of fourteen (14) riders will be chosen for Phase II which is the championship class. If there are fewer than twelve (12) riders, judges are required to bring all riders back for the championship class. No predetermined number need be selected from each group. Exceptions: See UPHA Walk/Trot National Finals specifications.
8. In all UPHA Challenge Cup National Finals (except the Walk/Trot National Finals), Phase I and Phase II must be judged as a continuous class and must be evaluated using a 1/3-1/3-1/3 analysis. In Phase I, the rail work portion and the individual workout shall each constitute 1/3 of the overall judging, or 2/3 of the

### Part Ten – Saddle Seat Equitation

total class. Phase II (the Championship), in which only rail work is performed, shall constitute the remaining 1/3 of the total class. Therefore, the rail work portions constitute two thirds (2/3) of the entire class and the individual pattern constitutes one third (1/3) of the class.

9. There will be no less than four (4) hours between the end of Phase I and the beginning of Phase II, and no more than two (2) consecutive days between the two Phases. When the riders return to the ring for Phase II, the announcer is to state that they have been previously judged on rail and figure work.
10. No individual workouts will be requested in Phase II, however, at the judges' discretion, selected riders may be requested to do additional rail work as a group for the purpose of breaking a tie. They may not be asked to exchange horses or to ride without irons in this phase.
11. In all UPHA Challenge Cup National Finals, a champion and reserve champion will be chosen, with the next eight (8) riders placed in numerical order.

#### **ARTICLE B8216 UPHA CHALLENGE CUP 17 & UNDER**

1. Open to all saddle seat equitation riders, 17 years of age and under, riding a mare or gelding of any breed. Riders compete at the walk, trot and canter both directions of the ring. Showmanship is paramount throughout the class. Judging is based 60% on rail work and 40% on the individual workout. The top four (4) riders must be worked individually; more may be worked at the judge's discretion.
2. The mandatory workout in all qualifying classes is: "Trot a serpentine consisting of four half circles to the opposite end of the ring. Return down either rail at a show trot." Judges are not permitted to alter the mandatory workout in any manner. It is recommended, at the discretion of the judge, to instruct the ringmaster to line riders up as to create a clear area for the serpentine.
3. One open UPHA Challenge Cup win eliminates that rider from further competition in qualifying classes that season. Riders may show in their Chapter Championship.
4. Two UPHA Challenge Cup classes may be offered at the same competition, one for riders 14-17 (Senior) years of age and one for riders 13 years of age and under (Junior), with separate awards.

#### **ARTICLE B8217 SADDLE SEAT TESTS**

Tests may be performed either individually or collectively but no other tests may be used. Instructions must be publicly announced. All circles and turns must be performed on correct diagonals and leads. On left diagonal, rider should be out of saddle when horse's left front leg is in the air; on right diagonal, rider should be out of saddle when horse's right front leg is in the air. On left lead, horse's left leg reaches further than the right; on the right lead, horse's right leg reaches further than the left. All changes of lead must be a simple change whereby the horse is brought back into a halt or walk and restarted into the canter on the opposite lead. In Medal and Championship classes individual workout instructions must be written down by the judge and delivered to the announcer at the beginning of the class. Instructions may be posted at the judge's discretion provided they are posted at least one hour prior to the session in which the class is held and the posting is announced. Competition

### Part Eleven – Equestrian Canada Officials

management is encouraged to post the workout more than one hour prior to the session if possible. At all World and National Championships and Finals, competitors must be allowed ample access to the competition arena in order to walk on foot the posted workout. A minimum of half an hour is recommended.

Tests from which judges must choose.

1. Address reins-the process of laying down reins and picking up reins (only in line up).
2. Circle at a trot. When circling clockwise, rider should be on left diagonal; when circling counter clockwise rider should be on right diagonal.
3. Performance on the rail at a walk, trot, or canter using the correct leads and diagonals only.
4. Performance around the ring at a walk, trot, or canter using the correct leads and diagonals only.
5. Feet disengaged from stirrups. Feet engaged. In the line-up only.
6. Change of diagonals on or off the rail. The judge must specify diagonal changes to be executed and the beginning diagonal.
7. Execute serpentine at a trot. A series of left and right half circles off imaginary line where correct diagonals must be shown.
8. Back for not more than eight steps.
9. Figure eight at trot demonstrating change of diagonals. Unless specified, it may be started either facing the center or away from the center. If started facing the center, it must be commenced from a halt.
10. Circle at the canter. When circling clockwise, horse should be on right lead; when circling counter clockwise, horse should be on the left lead.
11. Execute serpentine at a canter.
12. Figure eight at canter. Unless specified, it can be started either facing the center or away from the center. If started facing the center it must be commenced from a halt. Figures are commenced in center of two circles so that one lead change is shown.
13. Canter a straight line, on or off the rail, with or without demonstrating simple change of lead. The judge must specify lead changes to be executed and the beginning lead.
14. Ride without stirrups for a brief period of time, at any gait requested (for not more than one minute at the trotting phase). Riders may be asked to disengage or engage stirrups at a halt or walk or any gait requested by the judge. (Exception: Adult Equitation riders must not be asked to perform without stirrups).
15. Demonstration ride of approximately one minute on own mount. Movements must be selected from Tests 1-14 above. Rider must advise judge beforehand what ride he plans to demonstrate. To be used only in Championship and/or Medal Classes. Riders must have with them two copies (one for judge and one for announcer) of a written one minute workout in case the judge asks for this test. The test must be stopped at the end of one minute but the rider will not be penalized for not completing it.
16. Exchange horses. This test is to be used only after four or more of the top riders have been tested. Only one pair of riders to exchange. Saddles can be exchanged. The attendant for each horse being exchanged must be allowed in the ring only to facilitate the change. The purpose of this test is to break a tie.

**ARTICLE B8218 GENERAL RULES – SADDLE SEAT EQUITATION JUDGES**

1. ~~Licensed~~Licensed EC Senior or USEF Registered Saddle Seat Equitation judges are qualified to officiate in all Saddle Seat Equitation classes including EC Saddle Seat Equitation Medal classes regardless of Breed or Division.
2. ~~Licensed~~Licensed EC Recorded Saddle Seat Equitation judges are qualified to officiate in all Saddle Seat Equitation classes, regardless of Breed or Division, with a Guest card.
3. A Judge ~~Licensed~~Licensed in a division restricted to one Breed may judge all classes of that Breed.
4. In competitions restricted to entries of one breed, a Judge ~~Licensed~~Licensed in a specific discipline division (i.e. Saddle Seat Equitation) may officiate in that section only at a competition in which she/he is ~~Licensed~~Licensed with a Guest card.
5. **Exceptions:** Judges must be ~~Licensed~~Licensed EC Senior Judges or USEF Registered Judges.
6. Saddle Seat Equitation judges to officiate in EC Saddle Seat Equitation Medal classes.
7. EC Judges who hold Arabian, Saddlebred or Morgan Senior Cards which incorporates Saddle Seat Equitation in their division regulations are permitted to officiate in EC Saddle Seat Equitation classes with a Guest Card.
8. The Saddle Seat Equitation Division does not require officials to officiate in one recognized competition within three years after obtaining a licence or for any three-year period thereafter to apply for reinstatement.
9. The Saddle Seat Equitation Division may require testing from time to time.

**ARTICLE B8219 GUEST CARDS – SADDLE SEAT EQUITATION**

The issuance of Guest cards in the Saddle Seat Equitation Division is granted only under the following conditions (Also refer to General Rules - Saddle Seat Equitation Judges):

- a) Competitions requesting such a Guest card shall make application to the Provincial/Territorial Sport Organization. Refer to Rules of Equestrian Canada, Section A, General Regulations, Article A1310.
- b) Guest cards will be issued for any ~~Licensed~~Licensed USEF "R" (Registered) Saddle Seat Equitation judge.
- c) Guest cards will be issued for any ~~Licensed~~Licensed EC "r" (Recorded) Saddle Seat Equitation judge.
- d) In competitions restricted to entries of one breed, a Judge ~~Licensed~~Licensed in a specific discipline (i.e. Saddle Seat Equitation) may officiate in that section only at a competition in which she/he is ~~Licensed~~Licensed with a Guest card.
- e) Guest cards may be issued from time to time to ~~Licensed~~Licensed USEF "r" (Recorded) Saddle Seat Equitation judges; or to ~~Licensed~~Licensed EC or USEF judges not carded in the Saddle Seat Equitation division; however, such Guest card approval must be given by the EC Saddle Seat Equitation Committee.

Part Eleven – Equestrian Canada Officials

- f) NO GUEST CARDS WILL BE ISSUED TO ANYONE WHO IS NOT A ~~LICENCED~~LICENSED EC OR USEF JUDGE.
- g) Guest cards are not required in the following cases:
- i. A Judge ~~licenced~~licensed in a division restricted to one breed who may judge all classes of that breed.
  - ii. EC Judges of any other EC Division which incorporates Saddle Seat Equitation in their division regulations are permitted to officiate Saddle Seat Equitation classes only in that division for which they are ~~licenced~~licensed.
- Exception:** Refer to Article F2111.6.a-e; and Article F2111.7.

**ARTICLE B8220 LEARNER OR RECORDED SADDLE SEAT  
EQUITATION JUDGES**

1. Only one learner or Recorded judge is permitted in the ring at any one time acting in that capacity while accompanying a senior judge.
2. It is the learner or Recorded judge's responsibility to contact competition management for permission to act in that capacity, and also to obtain consent from the Senior judge(s) with whom she/he will be working.
3. Learner or Recorded judges have no authority whatsoever in the show ring or as to the merits of the competitors.

**ARTICLE B8221 SADDLE SEAT WORLD CUP AND INVITATIONAL**

The World Cup Competition and Invitational will be conducted in accordance with the International Saddle Seat Equitation Association (ISSEA) and applicable Equestrian Canada rules. Information Available on Equestrian Canada website.

**PART ELEVEN**  
**EQUESTRIAN CANADA OFFICIALS**

**CHAPTER 83**  
**GENERAL BREED SPORT JUDGES**

Breed Sport Divisions:

American Saddlebred, Arabian, Hackney, Morgan, Road Horse, Saddle Seat Equitation, Welsh Pony & Cob)

- **NOTE:** For rules pertaining to EC officials please refer to Section A General Regulations.

**ARTICLE B8301 GENERAL**

1. General Breed Sport Judge status allows the Judge to officiate at EC sanctioned Breed Sport competitions. This status does not qualify General Breed Sport Judges to officiate in any other divisions unless carded by that breed or Discipline.
2. General Breed Sport Judges may officiate at EC-sanctioned Bronze level only competitions.

## **GLOSSARY**

### **AD**

Advanced

### **ADULT**

Individuals are adults from the beginning of the calendar year in which they reach the age of nineteen. For exceptions, see discipline/breed sport rules.

### **AFFILIATE ORGANIZATIONS**

Canadian equine or equestrian organizations with aims and objectives of national scope may apply to become affiliate members of EC. See Article A211, Affiliate Membership.

### **AGE OF A HORSE**

A horse is considered to be one year old on January 1 following the actual foaling date.

### **AGE OF A PARTICIPANT**

Except as modified by discipline/breed sport rules, a participant is considered to be a certain age until the end of the calendar year in which he or she turns that age. For example, riders remain Junior A until the end of the calendar year in which they turn 18.

### **AGENT**

Any adult or group of adults acting on behalf of an owner or lessee.

### **AM**

Amateur

### **AMATEUR**

For the purposes of these rules, an amateur is an adult Sport Licence holder who is eligible to compete in EC amateur classes as per EC regulations. See Article A902, Amateur Competitors, and specific discipline/breed sport rules.

### **APPEALS**

An appeal may be made against the decision of a competition organizing committee or against the decision of a hearing panel, provincial, territorial or national, regarding a protest or complaint. See Articles ~~A1210~~-A1211 and ~~A1211~~-A1212.

### **“B”**

Basic (Judge or Steward)

### **BOARD/BOARD OF DIRECTORS**

The Board of Directors of Equestrian Canada.

### **BORROWED HORSE**

A horse not owned by the rider competing in a Para-Equestrian Canada class.

**CALENDAR YEAR**

The calendar year starts on January 1 and ends on December 31.

**CANADIAN OLYMPIC COMMITTEE (COC)**

The Canadian Olympic Committee, the governing body for all Olympic disciplines in Canada. EC is a member of the COC.

**CANADIAN PARALYMPIC COMMITTEE (CPC)**

The Canadian Paralympic Committee (CPC) National Paralympic Committee for Canada and is a member of the International Paralympic Committee (IPC). Equestrian Canada is a member of the CPC.

**CAP**

See “Competition Administration Policy”.

**CARDED ATHLETES**

Carded Athletes refers to athletes who are approved for funding and are directly financially support by Sport Canada through the Athlete Assistance Program (AAP). AAP support is referred to as CARDING.

**CATEGORY**

Refers to the eligibility of the athlete defined by age, amateur status, open, etc.

**CDI**

Concours Dressage Internationale

**CDN**

Canadian

**CERTIFIED COACH**

Equestrian Coaches who have completed an evaluation and are certified by EC in partnership with the Coaching Association of Canada. The following designations are available: Instructor, Competition Coach, Competition Coach Specialist, High Performance 1.

**CERTIFIED INSTRUCTOR**

Equestrian Instructors who have completed an evaluation and are certified by EC in partnership with the Coaching Association of Canada.

**CET**

Canadian Equestrian Team

**CHILDREN**

Juniors competing in classes designated as children’s classes. See discipline/breed sport rules for cross-entry restrictions.

**CLASSES**

1. Amateur/Amateur-Owner Class. For adult riders/drivers who hold a valid Sport Licence and EC amateur card or, when competing in their own breed divisions or classes, a valid amateur card from their breed or discipline

affiliate organization. Riders/drivers from other countries must have a valid amateur card from their national federation. In amateur-owner classes, riders/drivers or members of their immediate family must own the horse. See also 13. Owner Classes

2. Canadian-Bred Class. A Canadian-bred class is limited to entries of horses bred and foaled in Canada.
3. EC Point Classes. Classes in which competitors accumulate points at EC competitions towards annual EC awards.
4. Family Class. A class for two or more members of a family.
5. Gentlemen's Class. A class for gentlemen which may be restricted to riders, drivers or handlers who are no longer eligible to compete as juniors, unless otherwise specified in discipline/breed sport rules.
6. Ladies' Class. Class for ladies which may be restricted to riders, drivers or handlers who are no longer eligible to compete as juniors, unless otherwise specified in discipline/breed sport rules.
7. Limit Class. Limit classes are for horses or competitors that have not won six first place ribbons at EC Gold competitions or at USEF competitions in the particular performance classes in which they are being shown excepting winnings in four-in-hands, tandems, teams, unicorns, and pairs, and winnings in combined driving, local, model and breeding classes, unless otherwise specified in discipline/breed sport rules. A limit entry is such from the closing date of entries.
8. Local Class. A class held at an EC-sanctioned competition, which is restricted by geographic area but which is run according to all other EC rules. Local classes are not eligible for national or regional championships nor shall they count towards EC awards. See EC Competition Administration Policy, Local and Miscellaneous/Additional Classes.
9. Maiden Class. A class open to horses or competitors that have not received one first place ribbon at EC Platinum, Gold or Silver competitions or USEF competitions in the particular performance classes in which they are shown. A maiden entry is such until the closing date of entries.
10. Miscellaneous Class. A class which meets the particular requirements of a competition and is beneficial to the area but does not conform to the specifications for any class or division included in these rules. Entries in these classes will not accumulate points towards EC awards. Such classes or divisions must be identified in the prize list as "not rated for EC awards".
11. Novice Class. A novice class is open to horses or competitors that have not won three first place ribbons at EC Platinum, Gold or Silver competitions or USEF competitions in the particular performance classes in which they are shown, unless otherwise specified in discipline/breed sport rules. A novice entry is such until the closing date of entries.

12. **Open Class.** A class that is open to all horses of any age or breed, irrespective of ribbons previously won, and in which there is no qualification for the rider or driver.
13. **Owner Classes.** Open to adult riders/drivers who are owners or members of the owner's immediate family. Leased horses are not eligible and multiple ownership is not permitted unless all owners are members of the same immediate family and members of EC. See discipline/breed sport rules for specific restrictions.
14. **Parent and Child Class.** For a parent and child. The age of the child may be specified. To be judged as a Family or Pair class using specifications in the discipline/breed sport rules.
15. **Restricted Class.** A class in which entries are restricted or limited in any way (i.e. according to money or ribbons won, years of competition, age, etc.)

Note: Classes restricted by geographic area are Local Classes.

**CLASSIFIER** A Para Equestrian Classifier is an individual trained and qualified to administer athlete classification nationally and/or internationally.

## **CLASSIFICATION**

Classification is undertaken to ensure that an Athlete's impairment is relevant to performance on the horse. Classification aims to place athletes into classes or Grades according to how much their impairment impacts on the core determinants of success in the sport. Classification ensures the Competition within each Grade can then be judged on the functional skill of the rider regardless of impairment.

## **CLIENT**

Any person who pays a fee for equestrian and/or equine-related services.

## **COACH**

An adult who instructs and educates riders or drivers. See also **CERTIFIED COACH**

## **COC**

See "Canadian Olympic Committee".

## **COMPETITION**

1. For the purposes of these rules, the term competition includes all shows, events, horse trials and any other form of equestrian competition that is covered by these rules.
2. **Platinum Competition.** A term for a competition that is operating a Gold EC-sanctioned competition and an FEI sanctioned competition at the same time and venue.
3. **Gold Competition.** This category of competition formerly called a National Competition is subject to the rules set out in the Rules of

- Equestrian Canada. Points accumulated at EC Gold sanctioned competitions apply towards the EC awards programs.
4. Silver Competition. A category of competition sanctioned by Equestrian Canada, organized and named by the province subject to the rules set out in the Rule Book. Competitors in this category of competition are not eligible to accumulate points for annual EC championship awards. Provinces may establish their own awards program for these competitions.
  5. Bronze Competition. A grass-roots category competition (similar to the former Primary Competition) sanctioned by EC and subject to the rules set out in the Rules of Equestrian Canada, subject to discipline-specific restrictions. Competitors in this category of competition are not eligible to accumulate points for annual EC championship awards. Provinces may establish their own awards program for these competitions.
  6. Sanctioned Competitions. Bronze, Silver, Gold and Platinum competitions are all sanctioned by Equestrian Canada and are subject to the rules set out in the Rules of Equestrian Canada.

### **COMPETITION ADMINISTRATION POLICY (CAP)**

This policy outlines the three-stage process for obtaining an EC-sanctioned competition sanction/licence, and the responsibilities of the competition organizing committee, the Participating Provincial or Territorial Sport Organization (PTSO) and Equestrian Canada regarding sanctioned competitions.

### **COMPETITION EMPLOYEES AND OFFICIALS**

All persons directly employed by the competition, and all individuals officiating at a competition including but not limited to judges, stewards, course designers, technical delegates, veterinarians, timekeepers, announcers and ringmasters. See also ~~Licensed~~ Licensed Officials.

### **COMPETITION MANAGER**

A person designated to manage a competition (see Competition Administration Policy 5.1.2). This person must hold a valid EC Sport Licence at or above the level of the competition, and must be in good standing.

### **COMPETITION ORGANIZING COMMITTEE OR MANAGEMENT**

All persons who are responsible for all or part of the management and organization of a sanctioned competition including but not limited to members of a competition's Board of Directors, the officers, competition committee chairperson or president, manager and secretary.

### **COMPULSORY TURNING FLAG (CTF)**

*In driving*, a pair of markers used to define the required track of the Marathon course. Each CTF must be numbered consecutively within the section and placed so they are clearly visible to be passed with the red marker on the right and white on the left. Numbering shall be affixed to the right hand marker using the shapes and colours defined for each division (Article C960.5)

## COMPETITION YEAR

The competition year is the calendar year.

## COMPETITOR

The person entered in a competition as a rider, driver, vaulter or handler.

1. Rider – directs the movement of or controls the horse from a saddle.
2. Driver – directs the movement of or controls the horse from either the ground or on a vehicle using a lead, lunge or reins augmented by whip and voice as the primary aids.
3. Vaulter – performs gymnastic and dance exercises on the back of a moving horse. A vaulter is not a rider, as the horse's movement is directed and controlled by a lunger using a lunge line, a lunge whip, and static side reins.
4. Handler – directs and controls the movement of the horse other than as specified above.

## COMPLAINT

A formal submission in writing on the required form stipulated within the EC Discipline, Complaints and Appeal Policy setting out the details of an alleged complaint, violation, breach, or grievance. A formal submission in writing to EC setting out the alleged breach of the EC rule or policy. Any member in good standing may make a complaint to EC as provided in the EC Discipline, Complaints and Appeal Policy.

## CONFLICT OF INTEREST

A substantial appearance of a conflict of interest exists whenever others may reasonably infer from the given circumstances that a conflict exists. A conflict of interest is defined as any personal, professional or financial relationship, including, but not limited to, relationships of family members that could influence or be perceived to influence objectivity when representing or conducting business or other dealings for, or on behalf of EC. For example, a person is considered to be in conflict of interest if that person or that person's family stands to benefit from a decision or from information obtained in the course of official duties and responsibilities which is not generally available to the membership or the public. See Chapter A14, Conflict of Interest Provisions.

## CPC

Canadian Pony Club

## DISMOUNTING

The deliberate departure of a person from the horse/carriage or the accidental leaving (falling off) of the horse/carriage.

## DISQUALIFICATION

Disciplinary action, prohibiting a competitor and/or entry from any further participation for the duration of a competition, and usually requiring the forfeiture of all winnings and the loss of entry fees.

## DIVISION

A grouping of entry based on competition criteria. Example: Training, Preliminary, Intermediate, Intermediate II, Advanced.

Blocks of FEI tests written by FEI and used by EC. Always prefaced by the abbreviation "FEI ...".

**DRP**

Dispute Resolution Path/Process

**DRR**

Dispute Resolution Request

**EC DRESSAGE COMMITTEE**

The National Committee responsible for the development of Dressage in Canada.

**EC DRIVING COMMITTEE**

The National Committee responsible for the development of driving in Canada.

**EC EVENTING COMMITTEE**

The National Committee responsible for the development of Eventing in Canada.

**EC JUMPING COMMITTEE**

The National Committee responsible for the development of the hunter, jumper and equitation divisions of equestrian sport in Canada.

**EC NATIONAL PASSPORT**

The EC national passport is for use in FEI CIM-level competitions within Canada by Canadian owned horses. Please note that Canadian owned horses competing outside of Canada will require an FEI Passport or FEI Recognition Card. Horses competing with the EC National Passport in FEI competitions must also have an annual FEI Registration. Horses competing in CI-level competitions or FEI competitions outside of Canada, must upgrade to an FEI Recognition Card.

**EC PARA-DRESSAGE COMMITTEE**

The National Committee responsible for the development of Para-Dressage in Canada.

**EC**

Equestrian Canada

**EC/USEF RECIPROCAL AGREEMENT**

An agreement between EC and USEF on the recognition and suspension of officials, amateur certification and jointly recognized competitions.

**ELIMINATION**

Exclusion from any further participation in the class in which the elimination occurs.

**ENTRY**

Horse or pony entered in competition, or, in equitation, horsemanship or reinsmanship classes, the rider or driver respectively.

## **ENTRIES**

1. Applications to compete in an EC-sanctioned competition, which must be signed by an individual who holds a valid EC Sport Licence or member of the national federation of another country, excepting parents or guardians signing an entry for a junior. See Chapter A9, Entries.
2. Late entry. An entry made and accepted after the closing date of entries and before the commencement date of the competition.
3. Post-entry. An entry made after the commencement of the competition or after the closing of entries, depending upon the rules of each competition.
4. Regular entry. An entry made before the closing date for regular entries.

## **EQUESTRIAN CANADA (EC)**

Equestrian Canada is the national governing body for all equine and equestrian sporting and recreational activities and interest (except racing) in Canada. If the name of EC changes at any time, any reference to EC will refer to its replacement name or organization.

## **EVENT**

The entirety of activities, classes, competitions or combinations thereof, commencing and concluding as defined by the Organizer in the Prize List and which is covered by these rules. Also see “Competition”.

## **EVENT LOCATION**

All lands used by the competitions comprising the event. The competition rings, arenas, warm-up areas, stabling, parking and all grounds available or used for an event or competition owned, leased or rented by the Organizing Committee for the purposes of holding an EC-sanctioned event.

## **EVENTING**

EC rules for the discipline of Eventing, formerly called Combined Training, cover Horse Trials, Two-Day Events and Three-Day Events.

## **FALLS**

Competitors are considered to have fallen when, either voluntarily or involuntarily, they are separated from their horse, which has not fallen, in such a way that they touch the ground or find it necessary, in order to get back into the saddle, to use some form of support or outside assistance.

1. A horse is considered to have fallen when at the same time both its shoulder and quarters have touched either the ground or the obstacle and the ground.
2. See also discipline/breed sport rules.

## **FEDERATION**

For the purposes of these rules, the “Federation” means Equestrian Canada or the replacement organization should its name change.

## **FÉDÉRATION EQUESTRE INTERNATIONALE (FEI)**

The Fédération Equestre Internationale is the international equestrian sport governing body, of which EC is a member.

## **FEES, NOMINATION AND START**

1. **Nomination Fee.** A fee, usually non-refundable, which is levied by the competitions and, in some cases, organizations sponsoring special competitions such as futurities, to establish eligibility and intent to enter classes or divisions or special events. The fee constitutes a part of the total entry fee and allows the competitor the option to compete, usually upon payment of an additional fee, in the classes or divisions or special events for which the nomination fee was paid.
2. **Start Fee.** An additional fee levied by the competition applied to previously nominated entries and paid before commencement of a class. Payment of the fee allows the entries to compete in the class for which they have been nominated.

## **FEI**

See Fédération Equestre Internationale

## **FEI SCHEDULE**

An official document approved by the FEI outlining relevant information of an Event, including but not limited to the dates and location of the Event, the dates by which entries must be received, the Disciplines in which Competitions will be held, the programme of Competitions, the categories, nationalities and other relevant details of invited Athletes and Horses, the stabling and accommodation available, the value of the prizes and their distribution, and any other relevant details.

## **FEI 1\*2\*3\* 4\* 5\***

Categories of FEI sanctioned competition and certification classification of FEI Officials.

## **GATE**

*In driving:* A pair of lettered or unlettered markers used in an obstacle to define the route.

## **GENERAL PERFORMANCE DIVISION**

A multi-performance division open to all horses, with classes conducted according to the General Performance rules. See Section F, General Performance.

## **GOOD STANDING**

Participants in good standing are individuals who hold sport licences with Equestrian Canada who have paid their current licence dues, are not currently suspended and/or are not subject to any form of disciplinary action as described in these rules.

## **GP**

Grand Prix

## **GPS**

*In dressage;* Grand Prix Special

**GPF**

*In dressage*; Grand Prix Freestyle

**GROOM, ATTENDANT OR ASSISTANT**

A person who assists a competitor.

**GUEST CARD**

A guest card is a temporary licence issued by EC for officials not listed in the current EC Officials Roster or not listed in the capacity or with the qualifications which the competition requires.

**HAND**

A hand is a unit of measurement that may be used to determine the height of a horse or pony. A hand measures four inches. Equines may also be measured in centimeters.

**HANDLER**

See “Competitor”.

**HEADER**

*In driving*; A groom or passenger, who “heads” a horse in a lineup in a driving class.

**HEADGEAR STANDARDS**

Protective headgear must be certified under one of the following standards: ASTM (American Society for Testing Materials)/SEI (Safety Equipment Institute, Inc.); BSI/BS EN (British Standards Institution); EN (European Union Standards); AS/NZS (Australian/New Zealand Standards); or CE VG1 01.040 2014-12 (provided they are BSI Kitemarked).

**HORS CONCOURS**

Non-competitive entry, entered in a competition with the permission of the organizing committee. Not eligible for any winnings at that competition from the time it performs hors concours. See discipline/breed sport rules.

**HORSE**

The term “horse” in this Rule Book, unless otherwise stated, denotes a horse, pony, mule, donkey, zebra or Very Small Equine (VSE). For competition purposes, a horse is over 14.2 hands high. For exceptions, see discipline/breed sport rules.

**HORSE RECORDING**

A Horse Recording is a digital identification document for horses competing at EC Silver, Gold and Platinum competitions. The purpose of a Horse Recording is to enable EC to create a database profile for every horse competing at EC-sanctioned competitions. This allows EC to:

- Track the number of competitions, and classes per competition, that a horse is entered in to protect horse welfare.
- Record competition results to aid owners in the marketing and sale of horses, and to identify successful bloodlines.

- Assist in horse identification and safeguard against horse misrepresentation.
- Track eligibility of all horses and ponies, and record official pony measurements, to ensure fair play.
- Accurately track horses throughout their lifetime, regardless of ownership and/or horse name changes.

## **I1**

*In dressage*; abbreviation for the Intermediate 1 test

## **I2**

*In dressage*; abbreviation for the Intermediate 2 test

## **IMMEDIATE FAMILY / FAMILY**

The words “immediate family” and “family” include the following: husband, wife, spouse, common law, same- or opposite-gender partner, parent, child, step-child, brother, sister, half-brother and sister, step-brother and sister, in-laws of the same relation stated above, grand-parents and grand-children, unless otherwise stipulated in discipline/breed sport rules.

## **JR**

Junior

## **JUDGING PANEL**

Two or more judges on the ring at the same time

## **JUNIOR/YOUTH**

1. Except as modified by discipline/breed sport rules, individuals are juniors until the end of the calendar year in which they reach the age of 18.
2. Junior “A”. Riders/drivers are classified as Junior “A” from the beginning of the calendar year in which they turn 16 until the end of the calendar year in which they turn 18.
3. Junior “B”. Riders/drivers are classified as Junior “B” from the beginning of the calendar year in which they turn 13 until the end of the calendar year in which they turn 15.
4. Junior “C”. Riders/drivers are classified as Junior “C” such until the end of the calendar year in which they turn 12.

In Western classes, individuals are youths until the end of the calendar year in which they turn 19. See also discipline/breed sport rules.

## **JURY**

For the purposes of these rules, a jury is deemed to be one judge or any number of judges as required by the class or event rules.

## LAMENESS CATEGORIES

**Grade I:** is defined as lameness difficult to observe. Not consistently apparent regardless of whether the horse is circling, going up or down a hill, trotting on a hard surface, etc.

**Grade II:** is defined as lameness difficult to observe at a walk or trot on a straight line.

**Grade III:** is defined as a consistently observable lameness at a trot.

**Grade IV:** is defined as an obvious lameness with marked nodding.

**Grade V:** is defined as minimal weight bearing on one leg, or inability to move.

*In endurance;* Grades III to V are automatically excused from BC judging; Grades I and II usually are not. The "soundness" score should reflect the significance of the gait impairment as well as the degree of impairment at that moment. A horse that merely has a peculiar way of going may appear slightly "off" so it is very important for the vet to have made notes, whether mental or otherwise, about how each horse moved at the pre-ride exam.

## LESSEE

An individual or group of individuals leasing a horse; to be official the lease must be registered with EC..

## LEVEL

Blocks of EC national dressage tests written by the USEF and used by EC. Refers to Training through Fourth Level and all Freestyles.

## "M"

Medium (Judge or Steward)

## MEMBER

Members of Equestrian Canada, including Category A, Category B and Category C members; see Equestrian Canada Bylaws, Article 3 – Membership. The term "member" may also be used in these rules to refer to a member of an organization such as FEI / USEF. See also Registered Participant

## NATIONAL CHAMPIONSHIPS

Any national competition may apply for National Championships through the EC National Office and pay the required fees.

## NATIONAL FEDERATION (NF)

The national sport governing body of a country, which is a member of the FEI.

## NATIONAL OFFICE (EC)

The administrative office of EC.

## **NATIONAL ORGANIZATION**

A Canadian equine or equestrian society or organization, which has objectives and aims with Canadian scope, is registered in Canada, has a Canadian head office and a Canadian Board of Directors.

## **NF**

See National Federation

## **O**

Open

## **OFFICIALS**

Officials, including judges, stewards, course designers and technical delegates, who are recognized and certified by Equestrian Canada to officiate at EC-sanctioned competitions.

## **PARTICIPANT**

Any person involved with, competing in, taking part in, in any capacity with regards to the said event. Said “event” is not restricted to competition and could include but is not limited to clinics, shows, competitions, demonstrations and training sessions. See also Registered Participant.

## **PARTICIPATING PTSO**

A Provincial or Territorial Sport Organization that has a current Affiliation Agreement with Equestrian Canada to provide various services and products and represents the aims and objectives of the national federation in its region.

## **PERSON(S) RESPONSIBLE**

The Person(s) responsible (PR) for a horse must be an adult who has, or shares responsibility for the care, training, custody, and performance of the horse and who has official responsibility for that horse under EC Rules. The PR is liable under the penalty provisions of the applicable EC Rules for any rule violations.

Every entry form for an EC sanctioned competition must identify the PR and be signed by the PR.

The Person(s) responsible is ultimately responsible for the condition, fitness and management of the horse and is alone responsible for any act performed by himself/herself or by any other person with authorized access to the horse in the stables, elsewhere on the grounds, or while the horse is being ridden, driven or exercised.

**A:** For adult entries into EC sanctioned competitions the PR shall be either the trainer, the owner of the horse or the competitor who rides or drives the horse during the EC sanctioned competition.

**B:** For Junior entries into EC sanctioned competitions the Junior competitor cannot be the PR. For Junior entries the PR may be either the trainer, the owner of the horse, or a parent/guardian of the Junior competitor.

## **PONY**

1. Ponies are animals that do not exceed 14.2 hands, unless otherwise specified in discipline/breed sport rules.
2. “A” ponies exceed 13.2 hands but do not exceed 14.2 hands
3. “B” ponies exceed 12.2 hands but do not exceed 13.2 hands
4. “C” ponies do not exceed 12.2 hands

## **PRIZE LIST**

Required for all EC-sanctioned competitions. A publication which serves as an invitation to compete and provides all information required by the officials and the competitors in the competition. See Chapter A6, Prize Lists and Entry Forms.

## **PROTECTIVE HEADGEAR**

1. Protective headgear must be:
  - a) approved by an accredited certification organization (HEADGEAR STANDARDS).
  - b) properly fitted; and
  - c) securely fastened by a permanently affixed safety harness.
2. Any competitor may wear approved protective headgear in any division or class without penalty from the judge.
3. Equestrian Canada makes no representation or warranty, expressed or implied, about any approved protective headgear. Equestrian Canada cautions riders and Athletes that serious injury or death may result despite wearing such headgear, as all equestrian sports involve inherent risk, and no protective headgear can protect against all foreseeable injury.

## **PROTECTIVE VEST (BACK PROTECTORS)**

1. Protective vest must be:
  - a) properly fitted; and
  - b) securely fastened.
2. Any competitor may wear a protective vest in any division or class without penalty from the judge.
3. Equestrian Canada makes no representation or warranty, expressed or implied, about any protective vest and does not imply protective vests may protect against all foreseeable injury.

## **PROTEST**

A formal process, expressed in writing, to the Competition Organizing Committee (OC) to lodge a dispute, disagreement or grievance regarding the conduct of the EC-sanctioned competition or an alleged rule or policy violation on the part of the OC or official(s) at an EC-sanctioned competition. See Article A1204 – Filing a Protest.

## **PROVINCE (PARTICIPATING PTSO)**

For the purposes of these rules, the term “Province” refers to the Provincial or Territorial Equestrian Sport Organization,

## **PSG**

*In dressage; Prix St. Georges*

## **PTSO**

Provincial/Territorial Sports Organization (provincial or territorial organization overseeing equestrian activities)

## **“R”**

Recorded (Judge)

## **RAPPING**

The term “rapping” is construed to include all of the artificial techniques intended to induce a horse to jump higher or more carefully in competition. It is not practical to list every possible means of rapping, but in general it consists of the competitor — and/or dismounted assistants, for whose behavior the competitor is responsible — either hitting the horse’s legs manually with something (no matter with what or by whom) or deliberately causing the horse to hit something itself, whether by building fences too large and/or too wide, setting false ground lines, placing trot poles or elements of a combination at a false distance, intentionally pushing the horse into a fence or otherwise making it difficult or impossible for the horse to negotiate the practice obstacle without hitting it.

## **REGISTERED LEASE**

A lease registered with EC or the FEI. See Article A817, Registered Leases.

## **REGISTERED PARTICIPANT**

Any Person registered with Equestrian Canada, including Sport Licence Holders, and paying dues to obtain some benefit from Equestrian Canada. Registered Participant status is included with a PTSO membership.

## **REMUNERATION**

For the purposes of these rules, remuneration is defined as any payment, either in cash or in kind, with the exception of gifts of token value.

1. Remuneration does NOT include:
  - a) payment made to any competition official
  - b) reimbursement for expenses without profit
  - c) winnings paid to a horse’s owner

## **RULE BOOK/RULES**

“Rule Book” refers to the Rules of Equestrian Canada and all its parts. “Rules” refer to the rules and regulations of EC contained in the Rule Book.

## **“S”**

Senior (Judge or Steward)

## **SENIOR**

Individuals are adults or seniors from the beginning of the calendar year in which they reach the age of nineteen. For FEI rules visit [www.fei.org](http://www.fei.org)

## **SHOWN AND JUDGED**

To be “shown and judged” in a class, an animal must perform the prescribed routine and must remain in the ring until excused by the judge.

## **SOUNDNESS**

Must be serviceably sound. See also Unsoundness.

## **SPORT LICENCE**

EC Sport Licences are required by competitors, owners or lessees, and individuals/corporations accepting responsibility for entries in EC-sanctioned competitions.

## **START OF A COMPETITION**

The official start of a competition relates to the same day that officials are required to be on duty. For exceptions, see discipline/breed sport rules.

## **SUSPENSION**

Disciplinary action resulting in the suspension of a horse and/or owner, lessee, rider, driver, handler or any other responsible party from further participation in EC-sanctioned competition until the term of the suspension has expired.

## **TRAINER**

An adult who has the responsibility for the care, training, custody and performance of the horse.

## **TROPHY**

1. Challenge Trophy - A challenge trophy has to be won a specified number of times for outright possession.
2. Perpetual Trophy - A perpetual trophy remains in the possession of the winner for a period of 11 months, at the end of which time it is to be returned to the competition organizing committee. A replica may be given instead of a perpetual trophy.

## **TURNOUT**

*In driving*; The assemblage including the Athlete (Athlete), required groom(s), horse(s) with harness and carriage appropriate to the competition. Description includes configuration – single, pair, tandem, unicorn or four-in-hand. Examples: Horse single; pony pair; VSE unicorn; Small pony tandem

## **UNSOUNDNESS**

Unsoundness is:

- a) consistently observable at any gait under all circumstances;
- b) marked nodding, hitching or shortened stride; or
- c) minimal weight-bearing in motion and/or rest and inability to move.
- d) Any manifestation of pain, inability, disability or deformity in the act of motion is considered an unsoundness.

## **UNITED STATES EQUESTRIAN FEDERATION (USEF)**

The equestrian sport governing body of the United States.

**USDF**

United States Dressage Federation

**USEF**

United States Equestrian Federation

**VALID SPORT LICENCE**

A Sport Licence is considered valid when it is current and the holder is in good standing.

**VETERINARIAN**

Veterinarian: the veterinarian must be ~~licensed~~ licensed to practice in the province/territory in which the competition is being held or in the home province/territory of the horse that is in competition and owner of or employed by a practice that is approved by its province/territory to participate in equine practice.

**VIOLATION**

For the purpose of these rules, a violation is deemed to be any act prejudicial to the interests of EC. See Article A1207 – Violations.

**WINNINGS**

All ribbons, prizes, prize money, trophies and points won by a horse.

**YELLOW WARNING CARD**

An alternative to other options in the EC legal system, (eg. fines or disqualification) and is for cases of violations deemed to be minor in nature.

**YR**

Young Rider

**YOUNG RIDER/DRIVER**

Young riders/drivers are such from the beginning of the calendar year in which they reach the age of sixteen until the end of the calendar year in which they reach the age of 21.

## METRIC CONVERSION

WHEN YOU KNOW ..... MULTIPLY BY ..... TO FIND

Hands .....	4.....	inches
Inches.....	2.54.....	Centimeters
Centimeters .....	0.3937.....	Inches
Yards.....	0.9.....	Meters
Meters .....	3.281.....	Feet
Feet .....	0.3048.....	Meters
Miles .....	1.609.....	Kilometers
Kilometers .....	0.6214.....	Miles
Pounds .....	0.4536.....	Kilograms
Kilograms .....	2.205.....	Pounds

## INDEX

*For definitions of terms, see the Glossary.*

Abbreviations	
Arabian .....	67
AHA Medal classes.....	154
AHA Membership.....	48
Amateur card.	
Hackney .....	199
Amateur status	
Hackney .....	182
Amateur Status	
Arabian .....	50
Saddlebred .....	1
Amendment of the Rules.....	vi
Appointments	
Arabian	
English Pleasure .....	75, 77
Hunter Pleasure .....	82
Ladies side saddle.....	109
Leadline .....	163
Native costume .....	108
Park horse .....	73
Pleasure Driving .....	103, 104
Roadster.....	105
Show-Hack .....	79
Western Pleasure .....	110
Working Hunter.....	86
Arabian .....	115
Hackney	
Roadster.....	190
Morgan.....	203
Hunter Pleasure .....	233
Roadster.....	235
Western Pleasure .....	217
Working Hunter.....	237
MorganLIn Hand .....	206
Saddlebred .....	45
In Hand and Model.....	31
Roadster.....	39
Youth showmanship .....	33
Attendants	
Saddlebred	
In Hand.....	31
Attire	
Arabian .....	72, 94
Morgan.....	203
Hunter Pleasure .....	233
Roadster .....	235
Western Pleasure .....	217
Working Hunter.....	237
Awards	
Canadian Warmblood.....	179
Barrel Racing	
Arabian .....	133
Bits	
Hackney.....	191
Breed Sport judges.....	330
Breed Standards	
Arabian .....	48
Breeding classes	
Hackney.....	180
Welsh Pony & Cob.....	282
Breeding/In Hand	
Arabian .....	60
Breeding/In hand classes	
Arabian .....	170
Championship classes	
Morgan .....	204
Saddlebred.....	7
Championships	
Arabian .....	63
Morgan .....	206, 240
Class conduct	
Arabian	
Show-hack.....	97
Class description	
Saddlebred	
Pony .....	40
Class specifications	
Arabian .....	56, 60, 63, 64
Dressage .....	91
English Pleasure .....	78
English Pleasure .....	75
Hunter Jumper .....	83
Ladies side saddle.....	109
Native costume.....	108
Park horse.....	74
Pleasure Driving .....	103
Roadster .....	105
Show hack .....	96

Show-hack .....	80, 96
Versatile horses .....	168
Western Pleasure .....	112
Arabian	
AHA Medal .....	155
Hackney .....	187, 195
Morgan .....	206
AMHA Medal .....	248
Heritage Driving .....	242
Pleasure Driving .....	213
Western Pleasure .....	220
Working Hunter .....	239
Saddlebred .....	7, 45
Thoroughbred .....	272
Welsh Pony & Cob .....	283, 310
Classes	
Arabian	
AHA Medal .....	154
Classic Pleasure	
Morgan	
Pleasure Driving .....	216
Saddle .....	215
Combination classes	
Arabian .....	107
Competition management	
Arabian .....	55
Conduct	
Morgan	
Western classes .....	219
Conformation	
Canadian Sport Horse .....	173
Canadian Warmblood .....	176
Morgan .....	200
Saddlebred .....	3
Thoroughbred .....	271
Welsh Pony & Cob .....	278
Courses	
Morgan	
Working Hunter .....	239
Courses - Jumper	
Arabian .....	84
Courses and Schooling	
Arabian	
Working Hunter .....	87
Cross Rails classes	
Arabian .....	89
Cross-entries	
Hackney .....	193
Crowd participation	
Hackney .....	182
Cutting classes	

Arabian .....	133
Division of classes	
Morgan .....	204
Saddlebred .....	8
Dressage seat Equitation	
Arabian .....	151
Driving	
Arabian .....	102, 103, 104
Morgan .....	213, 242
Road Horse .....	266
Roadster Pony .....	269
Saddlebred .....	18
Welsh Draft .....	315
Welsh Pony & Cob .....	307
Eligibility	
Canadian Warmblood....	176, 179
Half-Arabian .....	169
Morgan .....	198
Saddlebred .....	1
Pony .....	40
Welsh Pony & Cob .....	275
English Pleasure	
Arabian .....	75, 77, 80
Morgan .....	212
English Trail horse	
Arabian .....	130
Equipment breakage	
Saddlebred .....	6
Equitation	
Arabian .....	146
Basic seat .....	146
Dressage Seat .....	151
Hunter seat .....	146
Morgan .....	245
Saddle Seat .....	152
Western seat .....	153
FEI Championships	
Canadian Warmblood .....	179
Formal driving	
Arabian .....	102
Gaits	
Arabian .....	75
English Pleasure .....	77
Formal driving .....	102
Ladies side saddle .....	109
Leadline .....	163
Native Costume .....	108
Park horse .....	73
Pleasure Driving .....	103
Roadster .....	105
Show-hack .....	79, 96

Western Pleasure .....	111	Part Morgan .....	262
Working Hunter.....	87	Roadster	
Hackney		Saddlebred.....	39
Roadster.....	190	Roadster Pony.....	270
Morgan.....	208	Saddlebred.....	6
Road Horse .....	266	In Hand and model.....	31
Roadster		Parade.....	37
Saddlebred.....	39	Youth showmanship.....	33
Saddlebred .....	8, 45	Youth showmanship.....	33
Parade.....	38	Welsh Pony & Cob.....	304
Welsh Pony & Cob .....	289, 311	Jumper	
Get of Sire .....	64	Arabian .....	84
Golden American Saddlebred .....	36	Junior exhibitor	
Grooms		Hackney.....	184
Hackney .....	191	Ladies side saddle	
Guest cards		Arabian .....	109
Hackney .....	197	Lead Line	
Guest Cards		Morgan .....	261
Arabian .....	171	Leadline	
Morgan.....	265	Arabian .....	163
Saddlebred .....	46	Learner Judges	
Gymkhana		Morgan .....	265
Arabian .....	65, 133	Saddlebred .....	47
Harness		Material classes	
Road Horse .....	267	Canadian Warmblood.....	177
Welsh Pony & Cob .....	308	Metric Conversion Chart.....	348
Height		Miscellaneous classes	
Hackney .....	180, 193	Welsh Pony & Cob.....	299
Welsh Pony & Cob .....	276	Morgan Class Pleasure.....	215
Hunter Pleasure		Morgan Heritage.....	242
Arabian .....	82	Mounted Native Costume	
Morgan.....	233	Arabian .....	108
Saddlebred .....	27	Officials	
Hunter Seat Equitation		Arabian .....	171
Arabian .....	146	Guest Cards	
In hand classes		Hackney .....	197
Arabian .....	92	Organization of the Rulebook .....	vi
In-Hand classes		Parade	
Saddlebred .....	32	Saddlebred.....	37
Interpretation of the Rules.....	vii	Park Harness	
Judges - Breed Sport general.....	330	Morgan .....	211
Judge Responsibilites/Conduct		Park Horse	
Welsh Pony & Cob .....	317	Arabian .....	73
Judges		Morgan .....	210
Canadian Warmblood .....	176	Park saddle	
Morgan.....	264	Morgan .....	210
Judges clinics		Performance	
Arabian .....	172	Arabian .....	65, 67
Judging		Arabian.....	72
Morgan.....	208	Thoroughbred .....	271

Welsh Pony & Cob.....	277
Performance classes	
Canadian Sport Horse.....	175
Half-Arabian .....	170
Saddlebred.....	11
Five-gaited .....	12
Three-gaited .....	13
Pleasure Driving	
Arabian.....	103, 104
Hackney .....	196
Morgan.....	213
Pleasure Horse	
Saddlebred.....	16
Pleasure saddle	
Morgan.....	215
Pole Bending	
Arabian.....	133
Presentation	
Morgan.....	243
Registration	
Arabian partbred.....	169
Canadian Sport Horse.....	173
Canadian Warmblood.....	176
Half-Thoroughbred.....	273
Thoroughbred.....	271
Reining	
Arabian.....	118
Ring procedures	
Canadian Sport Horse.....	174
Hackney .....	190, 194
Ring Procedures	
Welsh Pony & Cob.....	280
Road Hack	
Arabian.....	81
Roadster	
Arabian.....	105
Equipment	
Saddlebred .....	39
Hackney .....	190
Morgan.....	235
Rule interpretation .....	vii
Saddle Seat	
Morgan.....	210
Saddle Seat Equitation	
Arabian.....	152
Morgan.....	245
Scoring	
Arabian	
Reining.....	118
Show-hack .....	99
Trail.....	127

Working Cow Horse .....	120
Working Western Pleasure	
.....	115
Scratches	
Saddlebred.....	8
Shoeing	
Morgan.....	201, 243, 257
Heritage driving .....	242
In Hand .....	206
Western Pleasure .....	217
Working Hunter.....	238
Shoeing Regulations	
Welsh Pony & Cob .....	279
Show Hack	
Arabian.....	79, 93
Show Pleasure	
Saddlebred.....	26
Showing	
Hackney .....	181
Road Horse.....	266
Showmanship	
Morgan.....	243
Welsh Pony & Cob .....	303
Snaffle bits .....	66
Sport Horses	
Arabian.....	93
Stake classes	
Morgan.....	204
Saddlebred.....	8
Stripping	
Saddlebred.....	6
Trail obstacles	
Arabian.....	124
Under Saddle classes	
Arabian.....	93
UWPCSC English Pleasure.....	292
Versatile Horse	
Arabian.....	168
Welsh Pleasure	
Driving .....	307
English .....	291
Western .....	292
Welsh Pony/Cob Hunter.....	294
Western Seat Equitation	
Arabian.....	153
Western horsemanship	
Arabian.....	157
Western Pleasure	
Arabian.....	110
Morgan.....	217
Saddlebred.....	18

Western Riding	
Arabian .....	133
Whip	
Morgan.....	205
Welsh Pony & Cob .....	309
Working Cow Horse	
Arabian .....	120, 121
Working Hunter	
Arabian .....	86
Morgan.....	237

Working Western Pleasure	
Arabian .....	114
Workouts	
Saddlebred	
Youth showmanship .....	34
Young Rider	
Welsh Pony & Cob .....	289
Youth Showmanship	
Saddlebred .....	33

